MEN'S BASKETBALL

2018-19 GUIDE

CONTENTS

RICH IN TRADITION

- Membership in the Big Ten Conference since 1912
- An **NCAA championship** in 1960
- **National Invitation Tournament** championships in 1986, 2008
- **Four** NCAA runner-up finishes
- **Four** Big Ten Tournament titles
- **Five** National Player of the Year selections
- **Seven** Big Ten Player of the Year honorees
- **Eight** Big Ten title game appearances
- **Nine** National Invitation Tournament appearances
- **10 Final Four appearances**, fifth-best among all schools
- **14** NCAA "Elite Eight" Appearances
- **14** NCAA "Sweet 16" Appearances
- **15** Consensus First Team **All-America** selections
- **20** Big Ten Conference championships
- **24** NBA first-round draft picks
- **27** Consensus First/Second Team **All-America** selections
- **28** appearances in the **NCAA Tournament**
- A **47-game** regular-season unbeaten streak, the seventh longest in NCAA history
- **53** NBA draft picks, 61 all-time in NBA
- **55** All-Americans
- An **all-time basketball roster** that includes the likes of Jerry Lucas, John Havlicek, Bob Knight, Larry Siegfried, Gary Bradds, Bill Hosket, Jim Cleamons, Kelvin Ransey, Herb Williams, Clark Kellogg, Dennis Hopson, Jim Jackson, Michael Redd, Greg Oden, Michael Conley Jr., Evan Turner, Jared Sullinger, Aaron Craft, D'Angelo Russell and Keita Bates-Diop.


1960 NCAA CHAMPIONS


JERRY LUCAS


BOB KNIGHT


HERB WILLIAMS

RICH IN TRADITION

Ohio State's first basketball team, 1898

1912, first Ohio State team as a member of the Big Ten Conference

In record alone, the Ohio State men's basketball program is one of the Top 30 programs in NCAA Division I history. But there is much more to the Buckeye basketball tradition than victories.

Through **119 years of play** on the hardwood, 106 as a member of the Big Ten Conference, Ohio State has compiled **1,668 victories** and has a winning percentage of 61 percent.

When it comes to its placement in the history of the game in terms of tradition, success and the star quality of its coaches and student-athletes, Ohio State rates among the finest programs nationally and in the Big Ten Conference.

The Buckeyes have qualified for the NCAA tournament, the benchmark achievement of collegiate men's basketball, **28 times** and have compiled a record of 50-27 in the event's history.

Three Ohio State coaches have taken teams to the Final Four, including the 1939 tournament, the first in the history of the popular event, and most recently by Thad Matta in 2012.

9 Individuals have been selected to the **Naismith Memorial Basketball Hall of Fame**

Honoring the 1968 Final Four team


BILL HOSKET


CURTIS J. MOODY


MARQUIS MILLER


CRAIG TAYLOR


TONY WHITE


CLARK KELLOGG

BASKETBALL ALUMNI

John Havlicek, Dick Furry, Jerry Lucas and Joe Roberts returned to Columbus in 1995 for a reunion of the 1960 national championship team.

Larry Bolden (1974-77)
President, Bolden Investment Planning

Jim Cleamons (1969-71)
Assistant Coach, Los Angeles Lakers

Don DeVoe (1962-64)
Former Head Basketball Coach, Navy

Dr. Paul Ebert (1952-54)
President, American College of Surgeons

John Havlicek (1960-62)
NBA Hall of Famer

Bill Hosket (1966-68)
Hosket, Smith & Ulen Insurance Agency

Clark Kellogg (1980-82)
Basketball Analyst, CBS Sports
VP of Player Relations, Indiana Pacers
Member of Ohio State Board of Trustees

Bob Knight (1960-62)
Hall of Fame coach

Jerry Lucas (1960-62)
Basketball Star, Memory Expert

Marquis Miller (1978-81)
VP of Field Operations, National Minority Supplier Development Council, Inc.

Curtis J. Moody, AIA (1971-73)
President and CEO, Moody/Nolan LTD., Inc.

Ron Stokes (1982-85)
President & CEO of Three Leaf Productions, Inc

Craig Taylor (1973-76)
President, Marketing Services by Vectra, Inc.

Troy Taylor (1982-85)
Educator, Linmoor Alternative School
The Columbus Public Schools

Tony White (1986-89)
Partner-In-Charge, Columbus Office,
Thompson Hine LLP

Curtis Wilson (1985-88)
VP – American Express

NATIONAL EXPOSURE










MARCH MADNESS
NCAA.com
JAE'SEAN TATE
C.J. JACKSON


ESPN


NCAA.com
LaQuinton Ross

NATIONAL EXPOSURE

2010 NCAA PLAYER OF THE YEAR
EVAN TURNER



OHIO STATE AND THE NBA

Since 1947, 53 Ohio State basketball players have competed for roster spots on National Basketball Association teams as league draft selections, including 24 first round draft picks. Greg Oden, Mike Conley Jr. and Daequan Cook were all taken in the first round during the 2007 NBA Draft with Oden going No. 1 (Portland), Conley No. 4 (Memphis) and Cook No. 21 (Philadelphia). All had just completed their freshman season at Ohio State. D'Angelo Russell is the most recent Buckeye selected in the draft's first round. He was taken with the No. 2 pick by the Los Angeles Lakers in 2015. Jared Sullinger went to the Boston Celtics with the 21st pick in 2012. Evan Turner (2010, Philadelphia), B.J. Mullens (2009, Dallas then traded to Oklahoma City) and Kosta Koufos (2008, Utah) also are recent opening round Ohio State selections. Ohio State has had 61 players all-time on an NBA roster. Roger Jorgensen (Lettered at Ohio State in 1941/Pittsburgh Ironmen), Arnie Risen (1944-45/Boston Celtics) and Don Grate (1944-45/Sheboygan Red Skins) all played in the NBA during the pre-draft era. Les Pugh (OSU 1947/Providence Steam Rollers, Neil Johnston (1947-48/Philadelphia Warriors), Chris Jent (1989-92/Houston Rockets), Mark Baker (1990-92/Toronto Raptors) and Othello Hunter (2006-08/Atlanta Hawks) all were undrafted Buckeyes who played professionally in the NBA.

D'ANGELO RUSSELL

JARED SULLINGER



EVAN TURNER




KOSTA KOUFOS


B.J. MULLENS


JIM JACKSON


MICHAEL REDD

Year	Player	At OSU	NBA Team(s)	Round (pick)
1947	Jack Underman	1946-47	St. Louis Bombers	1 (7)
1947	Paul Huston	1945-47	Chicago Stags	1 (8)
1950	Bob Donham	1949-50	Boston Celtics	3
1950	Dick Schnittker	1948-50	Washington Capitols, Minneapolis Lakers	1 (5)
1954	Paul Ebert	1952-54	Milwaukee Hawks	5
1955	John Miller	1953-55	Minneapolis Lakers	4
1956	Robin Freeman	1954-56	St. Louis Hawks	4
1958	Frank Howard	1956-58	Philadelphia Warriors	3
1958	Ken Sidle	1957-58	St. Louis Hawks	8
1960	Dick Furry	1957-60	New York Knicks	13 (2)
1960	Joe Roberts	1958-60	Syracuse Nationals	3
1961	Larry Siegfried	1959-61	Boston Celtics, San Diego/Houston Rockets, Atlanta Hawks	1 (3)
1962	Jerry Lucas	1960-62	Cincinnati Royals, San Francisco Warriors, N.Y. Knicks	1 (6)
1962	John Havlicek	1960-62	Boston Celtics	1 (9)
1962	Mel Nowell	1960-62	Chicago Zephyrs	12
1964	Gary Bradds	1962-64	Baltimore Bullets	1 (3)
1967	Ron Sepic	1965-67	Cincinnati Royals	9
1968	Bill Hosket	1966-68	New York Knicks, Buffalo Braves	1 (10)
1969	Steve Howell	1067-69	San Diego Rockets	17
1970	Dave Sorenson	1968-70	Cleveland Cavaliers, Philadelphia 76ers	2
1970	Jody Finney	1968-70	San Diego Rockets	4
1971	Jim Cleamons	1969-71	L.A. Lakers, Cleveland Cavaliers, New York Knicks, Washington Bullets	1 (13)
1972	Mark Minor	1970-72	Boston Celtics	11
1973	Allan Hornyak	1971-73	Cleveland Cavaliers	2
1973	Luke Witte	1971-73	Cleveland Cavaliers	4
1974	Wardell Jackson	1972-74	Seattle SuperSonics	6
1975	Bill Andreas	1973-75	Chicago Bulls	6
1980	Jim Ellinghausen	1977-80	Cleveland Cavaliers	8 (6)
1980	Kelvin Ransey	1977-80	Portland Trail Blazers, Dallas Mavericks, N.J. Nets	1 (4)
1981	Herb Williams	1978-81	Indiana Pacers, Dallas Mavericks, New York Knicks	1 (14)
1981	Jim Smith	1978-81	San Diego Clippers, Detroit Pistons	3
1981	Carter Scott	1978-81	Golden State Warriors	6
1982	Clark Kellogg	1980-82	Indiana Pacers	1 (8)
1983	Granville Waiters	1980-83	Indiana Pacers, Houston Rockets, Chicago Bulls	2
1984	Tony Campbell	1981-84	Detroit Pistons, L.A. Lakers, Minnesota Timberwolves, New York Knicks, Dallas Mavericks, Cleveland Cavaliers	1 (20)
1986	Brad Sellers	1985-86	Chicago Bulls, Seattle SuperSonics, Minnesota Timberwolves, Detroit Pistons	1 (9)
1987	Dennis Hopson	1984-87	New Jersey Nets, Chicago Bulls, Sacramento Kings	1 (3)
1992	Jim Jackson	1990-92	Dallas Mavericks, N.J. Nets, Golden State Warriors, Philadelphia 76ers, Portland Trail Blazers, Atlanta Hawks, Cleveland Cavaliers, Miami Heat, Houston Rockets, Phoenix Suns, Los Angeles Lakers	1 (4)
1994	Lawrence Funderburke	1992-94	Sacramento Kings, Chicago Bulls	2
2000	Scoonie Penn	1999-00	Atlanta Hawks	2
	Michael Redd	1998-00	Milwaukee Bucks, Phoenix Suns	2
2001	Ken Johnson	1998-01	Miami Heat	2
2007	Greg Oden	2007	Portland Trail Blazers, Miami Heat	1 (1)
	Mike Conley Jr.	2007	Memphis Grizzlies	1 (4)
	Daequan Cook	2007	Philadelphia 76ers (drafted), Miami Heat, Oklahoma City Thunder, Houston Rockets, Chicago Bulls	1 (21)
2008	Kosta Koufos	2008	Utah Jazz, Minnesota Timberwolves, Denver Nuggets, Memphis Grizzlies, Sacramento Kings	1 (23)
2009	B.J. Mullens	2009	Dallas Mavericks (traded to Oklahoma City Thunder), Charlotte Bobcats, Los Angeles Clippers	1 (24)
2010	Evan Turner	2008-10	Philadelphia 76ers, Boston Celtics, Portland Trail Blazers	1 (2)
2011	Jon Diebler	2008-11	Portland Trail Blazers, Houston Rockets	2
2012	Jared Sullinger	2010-12	Boston Celtics, Toronto Raptors	1 (21)
2013	Deshaun Thomas	2010-13	San Antonio Spurs	2
2015	D'Angelo Russell	2015	Los Angeles Lakers, Brooklyn Nets	1 (2)
2018	Keita Bates-Diop	2018	Minnesota Timberwolves	2

USA BASKETBALL

MICHAEL REDD
2008 Olympic Games Gold Medal winner

EVAN TURNER

Evan Turner helped the 2009 United States Men's University Games team to a Bronze Medal in Belgrade, Serbia.

DAVID LIGHTY

David Lighty (above) earned a Silver Medal as the captain of the United States Under-19 team at the 2007 FIBA World Championship in Novi Sad, Serbia.

GREG ODEN

Greg Oden was chosen for the 2006-08 USA Basketball Men's Senior National Team. Oden did not make the team because of injury. Photo by USA Basketball/ Nathaniel S. Butler/ NBAE)

OHIO STATE BASKETBALL FACILITIES

OHIO STATE BASKETBALL FACILITIES

BY CLASS

Graduate (1)
Keyshawn Woods

Seniors (2)
C.J. Jackson
Joey Lane

Juniors (4)
Danny Hummer
Micah Potter
CJ Walker
Andre Wesson

Sophomores (3)
Musa Jallow
Kaleb Wesson
Kyle Young

Freshmen (4)
Justin Ahrens
Jaedon LeDee
Luther Muhammad
Duane Washington Jr.

BY STATE/ COUNTRY

Ohio (6)
Justin Ahrens
Danny Hummer
Micah Potter
Andre Wesson
Kaleb Wesson
Kyle Young

California (1)
Duane Washington Jr.

Illinois (1)
Joey Lane

Indiana (2)
Musa Jallow
CJ Walker

New Jersey (1)
Luther Muhammad

North Carolina (2)
C.J. Jackson
Keyshawn Woods

Texas (1)
Jaedon LeDee

NUMERICAL ROSTER

No.	Name	Pos.	Ht.	Wt.	Cl.	Hometown	H.S./Last School
0	Micah Potter**	C	6-9	240	Jr.	Mentor, Ohio	Montverde Academy
1	Luther Muhammad	G	6-3	185	Fr.	Jersey City, N.J.	Hudson Catholic
2	Musa Jallow*	G	6-5	200	So.	Bloomington, Ind.	North
3	C.J. Jackson**	G	6-1	175	Sr.	Charlotte, N.C.	Eastern Florida State
4	Duane Washington Jr.	G	6-3	190	Fr.	Grand Rapids, Mich.	Sierra Canyon
10	Justin Ahrens	F	6-5	180	Fr.	Versailles, Ohio	Versailles
13	CJ Walker	G	6-1	195	Jr.	Indianapolis, Ind.	Florida State
14	Joey Lane***	G	6-1	180	Sr.	Deerfield, Ill.	Deerfield
23	Jaedon LeDee	F	6-9	230	Fr.	Houston, Texas	The Kinkaid School
24	Andre Wesson**	F	6-6	220	Jr.	Westerville, Ohio	South
25	Kyle Young*	F	6-8	205	So.	Canton, Ohio	Jackson
32	Keyshawn Woods	G	6-3	205	Gr.	Gastonia, N.C.	Wake Forest
34	Kaleb Wesson*	F	6-9	270	So.	Westerville, Ohio	South
40	Danny Hummer	G	6-0	175	R-Jr.	Upper Arlington, Ohio	Air Force Academy

ALPHABETICAL ROSTER

No.	Name	Pos.	Ht.	Wt.	Cl.	Hometown	H.S./Last School
10	Justin Ahrens	F	6-5	180	Fr.	Versailles, Ohio	Versailles
40	Danny Hummer	G	6-0	175	R-Jr.	Upper Arlington, Ohio	Air Force Academy
3	C.J. Jackson**	G	6-1	175	Sr.	Charlotte, N.C.	Eastern Florida State
2	Musa Jallow*	G	6-5	200	So.	Bloomington, Ind.	North
14	Joey Lane***	G	6-1	180	Sr.	Deerfield, Ill.	Deerfield
23	Jaedon LeDee	F	6-9	230	Fr.	Houston, Texas	The Kinkaid School
1	Luther Muhammad	G	6-3	185	Fr.	Jersey City, N.J.	Hudson Catholic
0	Micah Potter**	C	6-9	240	Jr.	Mentor, Ohio	Montverde Academy
13	CJ Walker	G	6-1	195	Jr.	Indianapolis, Ind.	Florida State
4	Duane Washington Jr.	G	6-3	190	Fr.	Grand Rapids, Mich.	Sierra Canyon
24	Andre Wesson**	F	6-6	220	Jr.	Westerville, Ohio	South
34	Kaleb Wesson*	F	6-9	270	So.	Westerville, Ohio	South
32	Keyshawn Woods	G	6-3	205	Gr.	Gastonia, N.C.	Wake Forest
25	Kyle Young*	F	6-8	205	So.	Canton, Ohio	Jackson

*Letters earned

COACHES AND STAFF

Chris Holtmann, Head Coach
Ryan Pedon, Assistant Coach
Mike Schrage, Assistant Coach
Terry Johnson, Assistant Coach
Scoonie Penn, Director of Player Development
David Egelhoff, Director of Basketball Operations
Mike Netti, Special Assistant to the Head Coach
Jeff Deits, Athletic Trainer
Quadrian Banks, Strength and Conditioning Coach
Kyle Davis, Video Coordinator
Greg Oden, Student Assistant Coach

PRONUNCIATION GUIDE

Players

Justin Ahrens ..... ARNS
Musa Jallow ..... MOOSE-uh JAHL-oh
Jaedon LeDee ..... JAY-den luh-DEE

Coaches

Quadrian Banks ..... KWAY-dree-un
Mike Schrage ..... SHRAW-gee

MAJORS

Justin Ahrens ..... Exploration
Danny Hummer ..... Economics
C.J. Jackson ..... Sport Industry
Musa Jallow ..... Exercise Science
Joey Lane ..... Business
Jaedon LeDee ..... Sport Industry
Luther Muhammad ..... Exploration
Micah Potter ..... Sport Industry
CJ Walker ..... Exploration
Duane Washington Jr. ..... Exploration
Andre Wesson ..... Economics
Kaleb Wesson ..... Sport Industry
Keyshawn Woods ....Leadership and Coaching Master's Prog.
Kyle Young ..... Sport Industry

PLAYERS BY HEIGHT

Jaedon LeDe, Micah Potter 6-9
Kaleb Wesson 6-9
Kyle Young 6-8
Andre Wesson 6-6
Justin Ahrens, Musa Jallow 6-5
Luther Muhammad, Duane Washington Jr 6-3
Keyshawn Woods
C.J. Jackson, Joey Lane, CJ Walker 6-1
Danny Hummer 6-0

RADIO-TV ROSTER

Chris Holtmann
Head Coach
Taylor, 1994
(Second Year, 2017-Present)

Ryan Pedon
Assistant Coach
Wooster, 2000
(Second Year, 2017-Present)

Mike Schrage
Assistant Coach
Indiana, 1998
(Second Year, 2017-Present)

Terry Johnson
Assistant Coach
IPFW, 1998
(Second Year, 2017-Present)

Scoonie Penn
Dir. of Player Development
Ohio State, 2001
(Second Year, 2017-Present)

David Egelhoff
Dir. of Basketball Operations
Ohio State, 2001
(17th Year, 2003-present)

0 Micah Potter
C, 6-9, 240, Jr.
Mentor, Ohio
Montverde Academy

1 Luther Muhammad
G, 6-3, 185, Fr.
Jersey City, N.J.
Hudson Catholic

2 Musa Jallow
G, 6-5, 200, So.
Bloomington, Ind.
North

3 C.J. Jackson
G, 6-1, 175, Sr.
Charlotte, N.C.
Eastern Florida State CC

4 Duane Washington Jr.
G, 6-3, 190, Fr.
Grand Rapids, Mich.
Sierra Canyon (Calif.)

10 Justin Ahrens
F, 6-5, 180, Fr.
Versailles, Ohio
Versailles

13 CJ Walker
G, 6-1, 195, Jr.
Indianapolis, Ind.
Florida State

14 Joey Lane
G, 6-1, 180, Sr.
Deerfield, Ill.
Deerfield

23 Jaedon LeDee
F, 6-9, 230, Fr.
Houston, Texas
The Kinkaid School

24 Andre Wesson
F, 6-6, 220, Jr.
Westerville, Ohio
South

25 Kyle Young
F, 6-8, 205, So.
Canton, Ohio
Jackson

32 Keyshawn Woods
G, 6-3, 205, Gr.
Gastonia, N.C.
Wake Forest

34 Kaleb Wesson
F, 6-9, 270, So.
Westerville, Ohio
South

40 Danny Hummer
G, 6-0, 175, R-Jr.
Upper Arlington, Ohio
Air Force Academy

Quadrian Banks
Strength & Conditioning
Texas, 2003
Second Year

Mike Netti
Special Asst. to HC
Syracute, 2002
Second Year

Jeff Deits
Team Athletic Trainer
Northern Colorado, 2007
Second Year

Dr. Grant Jones
Team Orthopedist
Denison, 1988
22nd Year

Kyle Davis
Video Coordinator
Ohio State, 2013
Third Year

#3 C.J. JACKSON

Guard • 6-1 • 175 • Senior
Charlotte, N.C. (Eastern Florida State CC) • Sport Industry

AS A JUNIOR (2017-18)

- Went for seven points and a game-high six assists vs. Robert Morris (11/10)
- Scored a career-best 19 points to go along with six rebounds and three assists vs. Radford (11/12)
- Tallied eight points and tied career-high nine assists vs. Texas Southern (11/16)
- Scored 10 points vs. Northeastern (11/19)
- Scored 12 points vs. Gonzaga (11/23)
- Went for a career-high 23 points to go along with six boards and three assists vs. Stanford (11/24)
- Scored a team-high 19 points to go along with seven boards and three steals vs. Butler (11/26)
- Scored 10 points off the bench at Wisconsin (12/2)
- Went for 17 points, six rebounds and four assists against Michigan (12/4)
- Tallied 16 points and six assists vs. William & Mary (12/9)
- Went for eight points and six assists against Appalachian State (12/16)
- Tallied 13 points and seven assists vs. The Citadel (12/19)
- Scored 19 points against North Carolina (12/23)
- Went for 16 points, six assists and five rebounds against Miami (12/30)
- Tallied 12 points and four assists at Iowa (1/4)
- Went for 14 points and six boards vs. Michigan State (1/7)
- Totaled 14 points, six assists and four rebounds against Maryland (1/11)
- Went for nine points, seven rebounds and six assists at Rutgers (1/14)
- Totaled 12 points, eight assists, five rebounds and three steals at Northwestern (1/17)
- Went for 11 points and six rebounds vs. Minnesota (1/20)
- Tallied 12 points, four rebounds and four assists against Nebraska (1/22)
- Went for 12 points and four assists vs. Penn State (1/25)
- Scored 10 points against Indiana (1/30)
- Went for nine points, six rebounds and four assists against Illinois (2/4)
- Tallied 14 points and five assists vs. Iowa (2/10)
- Scored 13 points at Penn State (2/15)
- Scored 18 points against Rutgers (2/20)
- Went for 13 points, including the game-winning 3-pointer with 1.7 seconds remaining in 2OT, at Indiana (2/23)
- Totaled five points and six assists vs. Penn State (3/2)
- Went for 20 points, a career-best nine boards and five assists against South Dakota State (3/15)
- Scored 18 points vs. Gonzaga (3/17)

AS A SOPHOMORE (2016-17)

- Tallied a team-high nine assists to go along with four points and six boards at Navy (11/11)
- Dished out eight assists vs. North Carolina Central (11/14)
- Recorded five points and five assists against Jackson St. (11/23)
- Tallied six points, seven assists and three steals against Marshall (11/25)
- Scored a season-high nine points on a trio of 3-pointers, while grabbing four boards and dishing out three assists at Virginia (11/30)
- Went for eight points, five assists and three rebounds against Youngstown State (12/20)
- Scored eight points against Purdue (1/5)
- Tallied five points and four assists at Minnesota (1/8)
- Pulled down three boards and assisted on Marc Loving's game-winning layup with less than one second remaining at Nebraska (1/17)
- Went for seven points and six rebounds against Northwestern (1/22)
- Tallied six points and four assists at Iowa (1/28)
- Went for eight points and a career-high eight rebounds in first-career start at Michigan (2/4)
- Tallied seven points and three rebounds vs. Rutgers (2/8)
- Scored a career-high 13 points at Maryland
- Went for six points and six boards at Michigan State (2/14)
- Scored a career-best 18 points to go along with four boards, four assists and four steals vs. Wisconsin (2/23)
- Went for 18 points and eight boards vs. Indiana (3/4)
- Scored 12 points and dished out six assists vs. Rutgers (3/8)

CAREER HIGHS

Points	23, vs. Stanford (11/24/17)
Rebounds	9, vs. South Dakota State (3/15/18)
Assists	9 (2x), last vs. Texas Southern (11/16/17)
Blocks	1 (7x), last at Michigan (2/18/18)
Steals	4, vs. Wisconsin (2/23/17)
Minutes	44, at Indiana (2/23/18)
FGs	8 (2x), last vs. South Dakota State (3/15/18)
FGA	19, vs. South Dakota State (3/15/18)
3FGs	5, vs. Indiana (3/4/17)
3FGA	9 (2x), last vs. South Dakota State (3/15/18)
FTs	8 (2x), last vs. Gonzaga (3/17/18)
FTA	10, vs. Gonzaga (3/17/18)
Off. Reb.	3, at Michigan State (2/14/17)
Def. Reb.	8, vs. South Dakota State (3/15/18)

2017-18 SEASON HIGHS

Points	23, vs. Stanford (11/24/17)
Rebounds	9, vs. South Dakota State (3/15/18)
Assists	9, vs. Texas Southern (11/16/17)
Blocks	1 (7x), last at Michigan (2/18/18)
Steals	3 (3x), last at Indiana (2/23/18)
Minutes	44, at Indiana (2/23/18)
FGs	8 (2x), last vs. South Dakota State (3/15/18)
FGA	19, vs. South Dakota State (3/15/18)
3FGs	4 (4x), last vs. South Dakota State (3/15/18)
3FGA	9 (2x), last vs. South Dakota State (3/15/18)
FTs	8 (2x), last vs. Gonzaga (3/17/18)
FTA	10, vs. Gonzaga (3/17/18)
Off. Reb.	2 (3x), last at Iowa (1/4/18)
Def. Reb.	8, vs. South Dakota State (3/15/18)

2017-18 GAME-BY-GAME STATS

Opponent	Min	FG	3FG	FT	O-D-R	PF	A	TO	B	S	Pts
Robert Morris	23	2-6	0-1	3-4	2-1-3	1	6	2	1	0	7
Radford	28	7-13	3-5	2-2	0-6-6	3	3	7	0	2	19
Texas Southern	33	2-13	1-9	3-4	1-3-4	2	9	2	1	0	8
Northeastern	27	3-9	0-3	4-4	0-3-3	1	3	1	0	0	10
vs. Gonzaga	28	5-12	2-5	0-0	0-3-3	0	3	3	0	1	12
vs. Stanford	36	7-14	4-6	5-6	2-4-6	4	3	1	1	1	23
vs. Butler	36	5-13	1-3	8-8	0-7-7	4	2	7	0	3	19
Clemson	34	3-4	1-1	0-1	0-4-4	2	3	5	1	2	7
at Wisconsin	26	3-8	3-5	1-2	0-3-3	3	2	1	0	0	10
Michigan	28	4-10	2-6	7-8	0-6-6	3	4	2	0	0	17
William & Mary	28	5-8	4-5	2-2	0-2-2	1	6	0	0	1	16
Appalachian St.	33	2-7	1-5	3-4	0-2-2	3	6	3	0	2	8
The Citadel	22	5-10	3-7	0-0	0-2-2	1	7	2	0	1	13
vs. UNC	32	6-13	3-6	4-6	0-4-4	2	2	3	0	2	19
Miami, Ohio	34	6-9	4-6	0-0	0-5-5	5	6	3	0	1	16
at Iowa	22	5-10	1-3	1-2	2-0-2	3	4	3	0	1	12
Michigan State	29	6-11	2-3	0-0	1-5-6	2	3	0	0	0	14
Maryland	28	4-9	2-5	4-4	0-4-4	3	6	2	0	1	14
at Rutgers	32	3-9	1-5	2-2	1-6-7	0	6	1	0	2	9
at Northwestern	36	3-10	1-6	5-7	1-4-5	2	8	2	0	3	12
vs. Minnesota	31	4-11	3-7	0-0	1-5-6	3	1	1	0	2	11
Nebraska	37	4-10	1-5	3-3	1-3-4	0	4	1	0	0	12
Penn State	28	4-8	2-5	2-2	0-0-0	4	4	3	0	1	12
Indiana	35	3-9	2-5	2-2	0-1-1	2	2	2	1	0	10
Illinois	35	2-11	0-4	5-7	0-6-6	3	4	4	0	0	9
at Purdue	33	2-9	0-4	1-2	1-1-2	1	2	2	1	1	5
Iowa	26	5-7	3-4	1-1	0-2-2	2	5	1	0	1	14
at Penn State	26	5-11	1-5	2-2	0-3-3	2	1	1	0	0	13
at Michigan	25	1-5	1-2	0-1	0-2-2	3	0	3	1	2	3
Rutgers	23	8-12	2-6	0-0	1-1-2	0	1	0	0	0	18
at Indiana	44	5-13	3-6	0-0	1-2-3	3	2	1	0	3	13
vs. Penn State	33	1-6	1-5	2-2	0-4-4	1	6	0	0	0	5
vs. SDSU	35	8-19	4-9	0-3	1-8-9	1	5	3	0	1	20
vs. Gonzaga	31	4-12	2-7	8-10	0-3-3	2	2	1	0	0	18

2016-17 GAME-BY-GAME STATS

Opponent	Min	FG	3FG	FT	O-D-R	PF	A	TO	B	S	Pts
at Navy	27	0-2	0-1	4-4	2-4-6	1	9	3	0	0	4
N.C. Central	23	1-4	0-2	1-4	0-0-0	2	8	2	0	2	3
Providence	5	0-2	0-1	0-0	0-2-2	0	2	0	0	0	0
WCU	15	0-4	0-3	0-0	0-2-2	2	1	2	0	2	0
Jackson St.	16	1-3	1-2	2-2	0-2-2	0	5	0	0	0	5
Marshall	16	3-6	0-2	0-0	0-1-1	2	7	2	0	3	6
at Virginia	23	3-4	3-4	0-0	0-4-4	3	3	3	0	1	9
FDU	12	0-2	0-2	2-2	0-0-0	0	2	2	0	0	2
FAU	13	2-4	0-2	0-1	0-0-0	0	2	1	0	2	4
UConn	4	0-1	0-1	0-0	0-0-0	0	0	0	0	0	0
vs. UCLA	5	1-2	0-1	0-0	0-1-1	2	2	0	0	0	2
YSU	19	3-7	1-3	1-4	0-3-3	2	5	1	0	2	8
UNC Asheville	12	1-2	0-0	2-2	0-2-2	0	2	1	0	0	4
at Illinois	6	0-1	0-1	0-0	0-1-1	0	0	0	0	0	0
Purdue	16	2-5	1-3	3-4	0-2-2	1	1	0	0	1	8
at Minnesota	17	2-8	1-4	0-0	0-2-2	3	4	0	0	0	5
at Wisconsin	23	1-6	0-4	2-4	0-2-2	2	3	0	0	1	4
Michigan State	13	2-3	1-2	0-2	0-1-1	2	1	1	0	1	5
at Nebraska	14	0-3	0-3	0-0	0-3-3	0	1	0	0	0	0
Northwestern	22	2-4	1-2	2-2	0-6-6	1	2	3	0	0	7
Minnesota	16	0-1	0-1	2-3	0-2-2	3	0	2	0	0	2
at Iowa	18	2-4	1-2	1-2	1-2-3	2	4	1	0	0	6
Maryland	18	1-4	1-3	2-3	0-1-1	3	3	0	0	1	5
at Michigan	28	2-7	0-3	4-4	2-6-8	4	1	1	0	2	8
Rutgers	28	2-6	1-3	2-2	0-3-3	3	2	5	0	1	7
at Maryland	34	4-6	2-3	3-3	1-3-4	4	3	1	0	1	13
at Michigan St.	29	3-8	0-3	0-1	3-3-6	0	2	0	0	0	6
Nebraska	20	2-5	0-1	2-2	0-0-0	1	3	4	0	1	6
Wisconsin	32	7-11	4-4	0-0	1-3-4	4	4	2	0	4	18
at Penn St.	18	1-3	0-1	0-0	1-1-2	2	2	1	0	0	2
Indiana	37	6-10	5-8	1-2	1-3-4	3	2	1	0	1	18
vs. Rutgers	32	4-9	3-6	1-2	1-1-2	0	6	3	0	1	12

CAREER STATISTICS

								3-Point			F-Throw			Rebounds											
Year	GP	GS	Min	Avg	FG	FGA	Pct	FG	FGA	Pct	FT	FTA	Pct	Off	Def	Tot	Avg	PF	FO	Ast	TO	Blk	Stl	Pts	Avg
2016-17	32	9	611	19.1	58	147	.395	26	81	.321	37	55	.673	13	66	79	2.5	52	0	92	42	0	27	179	5.6
2017-18	34	31	1037	30.5	142	341	.416	64	169	.379	80	101	.792	17	115	132	3.9	72	1	131	73	7	34	428	12.6
TOTAL	**66**	**40**	**1648**	**25.0**	**200**	**488**	**.410**	**90**	**250**	**.360**	**117**	**156**	**.750**	**30**	**181**	**211**	**3.2**	**124**	**1**	**223**	**115**	**7**	**61**	**607**	**9.2**

BIG TEN CAREER STATISTICS

								3-Point			F-Throw			Rebounds											
Year	GP	GS	Min	Avg	FG	FGA	Pct	FG	FGA	Pct	FT	FTA	Pct	Off	Def	Tot	Avg	PF	FO	Ast	TO	Blk	Stl	Pts	Avg
2016-17	18	8	389	21.6	39	95	.411	18	51	.353	24	34	.706	10	44	54	3.0	38	0	38	22	0	14	120	6.7
2017-18	18	15	544	30.2	71	173	.410	30	86	.349	36	45	.800	10	54	64	3.6	39	0	59	30	3	17	208	11.6
TOTAL	**36**	**23**	**933**	**25.9**	**110**	**268**	**.410**	**48**	**137**	**.350**	**60**	**79**	**.759**	**20**	**98**	**118**	**3.3**	**77**	**0**	**97**	**52**	**3**	**31**	**328**	**9.1**

POSTSEASON CAREER STATISTICS

								3-Point			F-Throw			Rebounds											
Year	GP	GS	Min	Avg	FG	FGA	Pct	FG	FGA	Pct	FT	FTA	Pct	Off	Def	Tot	Avg	PF	FO	Ast	TO	Blk	Stl	Pts	Avg
BIG TEN	2	2	65	32.5	5	15	.333	4	11	.364	3	4	.750	1	5	6	3.0	1	0	12	3	0	1	17	8.5
NCAA	2	2	66	33.0	12	31	.387	6	16	.375	8	13	.615	1	11	12	6.0	3	0	7	4	0	1	39	19.0
TOTAL	**4**	**4**	**131**	**32.8**	**17**	**46**	**.370**	**10**	**27**	**.370**	**11**	**17**	**.647**	**2**	**16**	**18**	**4.5**	**4**	**0**	**19**	**7**	**0**	**2**	**56**	**14.0**

#14 JOEY LANE

Guard • 6-1 • 180 • Senior
Deerfield, Ill. (Deerfield) • Business

AS A JUNIOR (2017-18)

- Tallied a point and an assist off the bench against Robert Morris (11/10)
- Scored two points at Wisconsin (12/2)
- Went for two points and three boards vs. The Citadel (12/19)
- Scored three points against Maryland (1/11)
- Scored three points against Rutgers (2/20)

AS A SOPHOMORE (2016-17)

- Scored a point in three minutes off the bench against Western Carolina (11/21)
- Scored a career-high six points on a pair of 3-pointers against Jackson St. (11/23)

AS A FRESHMAN (2015-16)

- Received scholarship in summer 2016
- Appeared in seven games off the bench
- Averaged 0.6 points per game

CAREER HIGHS

Points	6, vs. Jackson St. (11/23/16)
Rebounds	3, vs. The Citadel (12/19/17)
Assists	1 (2x), last vs. Maryland (1/11/18)
Blocks	-
Steals	1 (2x), last vs. Robert Morris (11/10/17)
Minutes	5 (2x), last vs. The Citadel (12/19/17)
FGs	2, vs. Jackson St. (11/23/16)
FGA	3, vs. William & Mary (12/9/17)
3FGs	2, vs. Jackson St. (11/23/16)
3FGA	2 (4x), last vs. The Citadel (12/19/17)
FTs	2, vs. The Citadel (12/19/17)
FTA	2 (4x), last vs. The Citadel (12/19/17)
Off. Reb.	-
Def. Reb	3, vs. The Citadel (12/19/17)

2017-18 SEASON HIGHS

Points	3 (2x), last vs. Rutgers (2/20/18)
Rebounds	3, vs. The Citadel (12/19/17)
Assists	1 (2x), last vs. Maryland (1/11/18)
Blocks	-
Steals	1, vs. Robert Morris (11/10/17)
Minutes	5 (2x), last vs. The Citadel (12/19/17)
FGs	1 (3x), last vs. Rutgers (2/20/18)
FGA	3, vs. William & Mary (12/9/17)
3FGs	1 (2x), last vs. Rutgers (2/20/18)
3FGA	2 (2x), last vs. The Citadel (12/19/17)
FTs	2, vs. The Citadel (12/19/17)
FTA	2 (2x), last vs. The Citadel (12/19/17)
Off. Reb.	-
Def. Reb	3, vs. The Citadel (12/19/17)

2017-18 GAME-BY-GAME STATS

Opponent	Min	FG	3FG	FT	O-D-R	PF	A	TO	B	S	Pts
Robert Morris	2	0-0	0-0	1-2	0-0-0	0	1	0	0	1	1
Radford	1	0-0	0-0	0-0	0-0-0	0	0	0	0	0	0
Texas Southern	DNP										
Northeastern	2	0-1	0-0	0-0	0-0-0	0	0	0	0	0	0
vs. Gonzaga	2	0-0	0-0	0-0	0-0-0	0	0	0	0	0	0
vs. Stanford	DNP										
vs. Butler	DNP										
Clemson	DNP										
at Wisconsin	2	1-1	0-0	0-0	0-0-0	0	0	0	0	0	2
Michigan	DNP										
William & Mary	5	0-3	0-2	0-0	0-0-0	0	0	0	0	0	0
Appalachian St.	DNP										
The Citadel	5	0-2	0-2	2-2	0-3-3	2	0	0	0	0	2
vs. UNC	DNP										
Miami, Ohio	DNP										
at Iowa	DNP										
Michigan State	DNP										
Maryland	2	1-1	1-1	0-0	0-0-0	0	1	1	0	0	3
at Rutgers	DNP										
at Northwestern	DNP										
vs. Minnesota	DNP										
Nebraska	DNP										
Penn State	DNP										
Indiana	DNP										
Illinois	DNP										
at Purdue	DNP										
Iowa	3	0-2	0-1	0-0	0-0-0	1	0	1	0	0	0
at Penn State	DNP										
at Michigan	DNP										
Rutgers	3	1-1	1-1	0-0	0-1-1	1	0	0	0	0	3
at Indiana	DNP										
vs. Penn State	DNP										
vs. SDSU	DNP										
vs. Gonzaga	DNP										

2016-17 GAME-BY-GAME STATS

Opponent	Min	FG	3FG	FT	O-D-R	PF	A	TO	B	S	Pts
at Navy	DNP										
N.C. Central	DNP										
Providence	DNP										
WCU	3	0-0	0-0	1-2	0-0-0	0	0	0	0	0	1
Jackson St.	4	2-2	2-2	0-0	0-0-0	0	0	0	0	0	6
Marshall	2	0-1	0-1	0-0	0-1-1	0	0	0	0	1	0
at Virginia	DNP										
FDU	DNP										
FAU	DNP										
UConn	DNP										
vs. UCLA	DNP										
YSU	3	0-2	0-1	0-0	0-1-1	0	0	2	0	0	0
UNC Asheville	DNP										
at Illinois	DNP										
Purdue	DNP										
at Minnesota	DNP										
at Wisconsin	DNP										
Michigan State	DNP										
at Nebraska	DNP										
Northwestern	DNP										
Minnesota	DNP										
at Iowa	DNP										
Maryland	DNP										
at Michigan	DNP										
Rutgers	DNP										
at Maryland	DNP										
at Michigan St.	DNP										
Nebraska	DNP										
Wisconsin	DNP										
at Penn St.	DNP										
Indiana	DNP										
vs. Rutgers	DNP										

2015-16 GAME-BY-GAME STATS

Opponent	Min	FG	3FG	FT	O-D-R	PF	A	TO	B	S	Pts
MSM	DNP										
Grambling	2	0-1	0-1	0-0	0-0-0	0	0	0	0	0	0
UT-Arlington	DNP										
La. Tech	DNP										
vs. Memphis	DNP										
Virginia	DNP										
VMI	1	0-1	0-1	0-0	0-0-0	0	0	0	0	0	0
Air Force	4	0-1	0-1	1-2	0-0-0	1	0	0	0	0	1
at UConn	DNP										
NIU	DNP										
vs. Kentucky	DNP										
Mercer	1	1-2	1-2	0-0	0-0-0	0	0	0	0	0	3
SCSU	DNP										
Minnesota	DNP										
Illinois	DNP										
at NW	0	0-0	0-0	0-0	0-0-0	0	0	0	0	0	0
at Indiana	DNP										
Rutgers	2	0-1	0-1	0-0	0-0-0	1	0	0	0	0	0
at Maryland	DNP										
at Purdue	DNP										
Penn State	1	0-1	0-1	0-0	0-0-0	0	0	0	0	0	0
at Illinois	DNP										
Maryland	DNP										
at Wisconsin	DNP										
NW	DNP										
at Rutgers	DNP										
Michigan	DNP										
at Nebraska	DNP										
Michigan State	DNP										
Iowa	DNP										
at MSU	DNP										
vs. Penn State	DNP										
vs. MSU	DNP										
Akron	DNP										
Florida	DNP										

CAREER STATISTICS

								3-Point			F-Throw			Rebounds											
Year	GP	GS	Min	Avg	FG	FGA	Pct	FG	FGA	Pct	FT	FTA	Pct	Off	Def	Tot	Avg	PF	FO	Ast	TO	Blk	Stl	Pts	Avg
2015-16	7	0	11	1.6	1	7	.143	1	7	.143	1	2	.500	0	0	0	0.0	2	0	0	0	0	0	4	0.6
2016-17	4	0	12	3.0	2	5	.400	2	4	.500	1	2	.500	0	2	2	0.5	0	0	0	2	0	1	7	1.8
2017-18	10	0	27	2.7	3	11	.273	2	7	.286	3	4	.750	0	4	4	0.4	4	0	2	2	0	1	11	1.1
TOTAL	**21**	**0**	**50**	**2.4**	**6**	**23**	**.261**	**5**	**18**	**.278**	**5**	**8**	**.625**	**0**	**6**	**6**	**0.3**	**6**	**0**	**2**	**4**	**0**	**2**	**22**	**1.0**

BIG TEN CAREER STATISTICS

								3-Point			F-Throw			Rebounds											
Year	GP	GS	Min	Avg	FG	FGA	Pct	FG	FGA	Pct	FT	FTA	Pct	Off	Def	Tot	Avg	PF	FO	Ast	TO	Blk	Stl	Pts	Avg
2015-16	3	0	3	1.0	0	2	.000	0	2	.000	0	0	.000	0	0	0	0.0	1	0	0	0	0	0	0	0.0
2017-18	4	0	10	2.5	3	5	.600	2	3	.667	0	0	.000	0	1	1	0.3	2	0	1	2	0	0	8	2.0
TOTAL	**7**	**0**	**13**	**1.9**	**3**	**7**	**.429**	**2**	**5**	**.400**	**0**	**0**	**.000**	**0**	**1**	**1**	**0.1**	**3**	**0**	**1**	**2**	**0**	**0**	**8**	**1.1**

#0 MICAH POTTER

Center • 6-9 • 240 • Junior
Mentor, Ohio (Montverde Academy) • Sport Industry

AS A SOPHOMORE (2017-18)

- Tallied eight points, four boards and two blocks against Robert Morris (11/10)
- Went for eight points and seven rebounds vs. Radford (11/12)
- Scored career-high 17 points to go along with four rebounds in a career-high 31 minutes against Texas Southern (11/16)
- Went for four points and eight boards vs. The Citadel (12/19)
- Tallied six points and five rebounds at Iowa (1/4)
- Scored five points against Maryland (1/11)
- Scored a team-high 13 points at Northwestern (1/17)
- Went for six points and seven boards vs. Indiana (1/30)
- Scored five points at Purdue (2/7)
- Went for 10 points and five boards vs. Iowa (2/10)
- Tallied six points and six boards at Penn State (2/15)

AS A FRESHMAN (2016-17)

- Scored 13 points and pulled down three boards against North Carolina Central (11/14)
- Tallied first double-double with 12 points and a career-high 12 boards vs. Marshall (11/25)
- Went for seven points and five boards vs. FAU (12/6)
- Recorded three points and eight boards vs. UCLA (12/17)
- Tallied seven points and four boards vs. Purdue (1/5)
- Went for five points and four boards at Wisconsin (1/12)
- Scored nine points vs. Northwestern (1/22)
- Scored seven points at Michigan (2/4)
- Went for four points and six rebounds vs. Rutgers (2/8)
- Scored seven points at Michigan State (2/14)
- Went for nine points and five boards vs. Wisconsin (2/23)

CAREER HIGHS

Points	17, vs. Texas Southern (11/16/17)
Rebounds	12, vs. Marshall (11/25/16)
Assists	2 (4x), last vs. The Citadel (12/19/17)
Blocks	2 (4x), last vs. Radford (11/12/17)
Steals	3 (2x), last vs. The Citadel (12/19/17)
Minutes	31, vs. Texas Southern (11/16/17)
FGs	5 (3x), last at Northwestern (1/17/18)
FGA	10, vs. Marshall (11/25/16)
3FGs	3, vs. N.C. Central (11/14/16)
3FGA	4 (4x), last vs. Penn State (3/2/18)
FTs	9, vs. Texas Southern (11/16/17)
FTA	10, vs. Texas Southern (11/16/17)
Off. Reb.	7, vs. Marshall (11/25/16)
Def. Reb	6 (2x), last vs. Indiana (1/30/18)

2017-18 SEASON HIGHS

Points	17, vs. Texas Southern (11/16/17)
Rebounds	8, vs. The Citadel (12/19/17)
Assists	2 (3x), last vs. The Citadel (12/19/17)
Blocks	2 (2x), last vs. Radford (11/12/17)
Steals	3, vs. The Citadel (12/19/17)
Minutes	31, vs. Texas Southern (11/16/17)
FGs	5, at Northwestern (1/17/18)
FGA	7 (4x), last vs Iowa (2/10/18)
3FGs	1 (6x), last vs. Gonzaga (3/17/18)
3FGA	4, vs. Penn State (3/2/18)
FTs	9, vs. Texas Southern (11/16/17)
FTA	10, vs. Texas Southern (11/16/17)
Off. Reb.	6, vs. The Citadel (12/19/17)
Def. Reb	6, vs. Indiana (1/30/18)

DOUBLE-DOUBLES

Date	Opponent	Pt./Reb.	W/L	Score
11/25/16	vs. Marshall	12/12	W	111-70

2017-18 GAME-BY-GAME STATS

Opponent	Min	FG	3FG	FT	O-D-R	PF	A	TO	B	S	Pts
Robert Morris	17	4-5	0-0	0-1	1-3-4	5	0	1	2	0	8
Radford	16	4-7	0-2	0-0	3-4-7	0	2	0	2	0	8
Texas Southern	31	4-7	0-0	9-10	1-3-4	0	2	1	1	0	17
Northeastern	13	1-2	0-0	0-0	1-2-3	1	1	1	0	0	2
vs. Gonzaga	DNP										
vs. Stanford	6	1-1	0-0	0-0	2-0-2	0	1	1	0	0	2
vs. Butler	4	0-0	0-0	0-0	0-1-1	0	0	0	0	0	0
Clemson	DNP										
at Wisconsin	3	0-0	0-0	0-0	0-0-0	0	0	0	0	0	0
Michigan	DNP										
William & Mary	DNP										
Appalachian St.	1	0-0	0-0	0-0	0-0-0	0	0	0	0	0	0
The Citadel	19	2-6	0-0	0-0	6-2-8	2	2	2	0	3	4
vs. UNC	8	1-2	0-1	0-0	0-1-1	0	0	0	1	0	2
Miami, Ohio	7	0-3	0-2	1-2	1-2-3	0	0	0	0	0	1
at Iowa	15	3-7	0-1	0-0	3-2-5	4	0	0	0	0	6
Michigan State	4	0-0	0-0	0-0	0-0-0	4	0	1	1	0	0
Maryland	7	2-2	1-1	0-0	0-0-0	1	0	0	0	0	5
at Rutgers	8	1-3	1-1	0-0	0-0-0	1	0	0	0	0	3
at Northwestern	16	5-5	1-1	2-2	1-2-3	3	1	1	0	0	13
vs. Minnesota	9	2-6	0-1	0-0	3-0-3	2	0	1	0	0	4
Nebraska	4	0-2	0-1	0-0	0-0-0	1	0	0	0	0	0
Penn State	10	1-4	0-1	0-0	1-0-1	0	0	0	1	0	2
Indiana	16	2-3	1-1	1-1	1-6-7	1	1	0	0	0	6
Illinois	9	1-1	0-0	0-1	0-1-1	3	0	0	0	0	2
at Purdue	10	1-3	0-1	3-4	0-1-1	2	0	0	0	0	5
Iowa	14	4-7	0-1	2-2	1-4-5	2	0	0	1	0	10
at Penn State	12	1-4	0-0	4-5	3-3-6	3	0	1	0	1	6
at Michigan	DNP										
Rutgers	6	1-2	0-0	0-0	0-0-0	2	0	0	0	0	2
at indiana	9	1-2	0-0	2-2	1-2-3	0	0	1	1	0	4
vs. Penn State	8	1-4	1-4	0-0	0-0-0	1	0	1	1	1	3
vs. SDSU	2	0-0	0-0	0-0	1-0-1	0	0	0	0	0	0
vs. Gonzaga	8	1-2	1-1	0-0	1-0-1	1	0	0	0	0	3

2016-17 GAME-BY-GAME STATS

Opponent	Min	FG	3FG	FT	O-D-R	PF	A	TO	B	S	Pts
at Navy	21	0-2	0-0	0-0	0-2-2	3	1	2	1	0	0
N.C. Central	22	5-7	3-4	0-0	0-3-3	3	0	1	0	0	13
Providence	4	0-1	0-0	0-0	0-0-0	2	0	1	0	0	0
WCU	18	0-0	0-0	0-0	0-3-3	1	0	1	0	1	0
Jackson St.	19	1-4	1-3	0-2	2-2-4	0	0	0	0	3	3
Marshall	21	5-10	1-3	1-4	7-5-12	3	1	0	1	0	12
at Virginia	18	3-5	1-2	0-0	1-2-3	2	0	1	0	0	7
FDU	14	0-0	0-0	2-4	1-1-2	3	0	1	0	0	2
FAU	20	2-5	1-3	2-3	2-3-5	2	0	1	0	1	7
UConn	9	0-1	0-0	0-0	1-2-3	2	1	2	0	0	0
vs. UCLA	16	1-3	0-1	1-2	2-6-8	1	0	1	0	0	3
YSU	DNP										
UNC Asheville	DNP										
at Illinois	9	1-3	1-2	0-0	0-0-0	2	0	0	0	0	3
Purdue	14	2-4	1-2	2-2	0-4-4	4	0	1	1	0	7
at Minnesota	12	1-2	0-0	1-2	0-1-1	2	0	0	1	0	3
at Wisconsin	15	1-2	1-1	2-2	2-2-4	1	1	0	2	1	5
Michigan State	11	0-3	0-3	1-2	1-0-1	3	0	1	0	0	1
at Nebraska	8	1-3	1-2	0-0	0-3-3	3	1	0	0	0	3
Northwestern	6	4-6	1-3	0-0	1-1-2	4	0	0	0	0	9
Minnesota	6	0-1	0-1	1-2	2-0-2	3	0	2	0	1	1
at Iowa	18	2-3	0-0	0-0	1-1-2	2	1	1	0	0	4
Maryland	14	0-1	0-1	0-0	1-2-3	1	0	0	2	0	0
at Michigan	11	3-6	1-4	0-0	0-1-1	3	0	1	0	0	7
Rutgers	7	2-5	0-1	0-0	4-2-6	3	1	0	0	0	4
at Maryland	14	0-1	0-1	0-0	0-3-3	5	0	1	0	0	0
at Michigan St.	17	3-5	1-2	0-0	2-0-2	1	1	0	0	0	7
Nebraska	10	2-4	1-3	1-2	1-1-2	1	0	1	0	0	6
Wisconsin	28	2-2	1-1	4-4	2-3-5	3	0	0	1	0	9
at Penn St.	16	1-5	0-3	3-4	1-1-2	0	0	0	0	0	5
Indiana	9	0-1	0-1	0-0	0-2-2	2	0	1	1	0	0
vs. Rutgers	15	1-4	1-4	0-0	1-1-2	3	0	0	1	1	3

CAREER STATISTICS

								3-Point			F-Throw			Rebounds										
Year	GP	GS	Min	Avg	FG	FGA	Pct	FG	FGA	Pct	FT	FTA	Pct	Off	Def	Tot	Avg	PF	FO	Ast	TO	Blk	Stl	Pts	Avg
2016-17	30	12	422	14.1	43	99	.434	17	51	.333	21	35	.600	35	57	92	3.1	68	1	8	20	11	8	124	4.1
2017-18	29	4	292	10.1	44	90	.489	6	20	.300	24	30	.800	31	40	71	2.4	39	1	10	12	11	5	118	4.1
TOTAL	**59**	**16**	**714**	**12.1**	**87**	**189**	**.460**	**23**	**71**	**.324**	**45**	**65**	**.692**	**66**	**97**	**163**	**2.8**	**107**	**2**	**18**	**32**	**22**	**13**	**242**	**4.1**

BIG TEN CAREER STATISTICS

								3-Point			F-Throw			Rebounds										
Year	GP	GS	Min	Avg	FG	FGA	Pct	FG	FGA	Pct	FT	FTA	Pct	Off	Def	Tot	Avg	PF	FO	Ast	TO	Blk	Stl	Pts	Avg
2016-17	18	1	225	12.5	25	57	.439	9	31	.290	15	20	.750	18	27	45	2.5	43	1	5	9	8	2	74	4.1
2017-18	16	0	152	9.5	25	51	.490	4	10	.400	14	17	.824	14	21	35	2.2	29	0	2	5	4	1	68	4.3
TOTAL	**34**	**1**	**377**	**11.1**	**50**	**108**	**.463**	**13**	**41**	**.317**	**29**	**37**	**.784**	**32**	**48**	**80**	**2.4**	**72**	**1**	**7**	**14**	**12**	**3**	**142**	**4.2**

POSTSEASON CAREER STATISTICS

								3-Point			F-Throw			Rebounds										
Year	GP	GS	Min	Avg	FG	FGA	Pct	FG	FGA	Pct	FT	FTA	Pct	Off	Def	Tot	Avg	PF	FO	Ast	TO	Blk	Stl	Pts	Avg
BIG TEN	2	0	23	11.5	2	8	.250	2	8	.250	0	0	.000	1	1	2	1.0	4	0	0	1	2	2	6	3.0
NCAA	2	0	10	5.0	1	2	.500	1	1	1.000	0	0	.000	2	0	2	1.0	1	0	0	0	0	0	3	1.5
TOTAL	**4**	**0**	**33**	**8.3**	**3**	**10**	**.300**	**3**	**9**	**.333**	**0**	**0**	**.000**	**3**	**1**	**4**	**1.0**	**5**	**0**	**0**	**1**	**2**	**2**	**9**	**2.3**

#24 ANDRE WESSON

Forward • 6-6 • 220 • Junior
Westerville, Ohio (South) • Economics

AS A SOPHOMORE (2017-18)

- Tied career-high nine points to go along with four boards vs. Robert Morris (11/10)
- Went for five points, three rebounds and three assists in a career-high 26 minutes against William & Mary (12/9)
- Went for seven points and three rebounds against The Citadel (12/19)
- Made first-career start vs. Illinois (2/4)
- Scored a career-high 13 points in a career-high 36 minutes at Purdue (2/7)
- Went for eight points and three assists at Michigan (2/18)
- Tallied five points and a career-high four assists against Rutgers (2/20)
- Scored eight points and grabbed three boards vs. Penn State (3/2)

AS A FRESHMAN (2016-17)

- Tallied five points and six boards vs. Western Carolina (11/21)
- Scored five points against Marshall (11/25)
- Scored six points at Wisconsin (1/12)
- Scored a career-high nine points, going 6-for-7 from the free-throw line, vs. Minnesota (1/25)
- Scored six points against Wisconsin (2/23)
- Went for seven points at Penn State (2/28)

CAREER HIGHS

Points	13, at Purdue (2/7/18)
Rebounds	6, vs. Western Carolina (11/21/16)
Assists	4, vs. Rutgers (2/20/18)
Blocks	2 (2x), last at Penn State (2/28/17)
Steals	2 (2x), last at Penn State (2/15/18)
Minutes	36, at Purdue (2/7/18)
FGs	4 (2x), last at Purdue (2/7/18)
FGA	9, vs. Robert Morris (11/10/17)
3FGs	3, at Purdue (2/7/18)
3FGA	5 (3x), last vs. South Dakota State (3/15/18)
FTs	6, vs. Minnesota (1/25/17)
FTA	7, vs. Minnesota (1/25/17)
Off. Reb.	4, at Michigan (2/4/17)
Def. Reb	3 (4x), last at Purdue (2/7/18)

SEASON HIGHS

Points	13, at Purdue (2/7/18)
Rebounds	4, vs. Robert Morris (11/10/17)
Assists	4, vs. Rutgers (2/20/18)
Blocks	1 (5x), last vs. Gonzaga (3/17/18)
Steals	2, at Penn State (2/15/18)
Minutes	36, at Purdue (2/7/18)
FGs	4 (2x), last at Purdue (2/7/18)
FGA	9, vs. Robert Morris (11/10/17)
3FGs	3, at Purdue (2/7/18)
3FGA	5 (2x), last vs. South Dakota State (3/15/18)
FTs	2 (4x), last vs. South Dakota State (3/15/18)
FTA	2 (9x), last vs. South Dakota State (3/15/18)
Off. Reb.	2 (3x), last vs. Gonzaga (3/17/18)
Def. Reb	3 (2x), last at Purdue (2/7/18)

2017-18 GAME-BY-GAME STATS

Opponent	Min	FG	3FG	FT	O-D-R	PF	A	TO	B	S	Pts
Robert Morris	14	4-9	1-3	0-0	2-2-4	1	0	3	0	1	9
Radford	16	0-1	0-1	0-0	0-3-3	3	0	1	0	0	0
Texas Southern	9	1-3	0-2	0-0	2-0-2	4	1	3	0	0	2
Northeastern	15	0-4	0-2	0-0	1-1-2	1	1	2	1	0	0
vs. Gonzaga	13	0-3	0-2	1-2	0-1-1	1	2	2	0	1	1
vs. Stanford	10	1-2	1-2	1-2	1-0-1	3	0	1	0	0	4
vs. Butler	15	0-2	0-1	1-2	1-1-2	2	0	2	0	0	1
Clemson	5	0-1	0-0	0-0	1-0-1	0	1	0	0	0	0
at Wisconsin	15	1-2	0-1	0-1	0-2-2	1	3	0	0	0	2
Michigan	9	0-0	0-0	0-0	0-1-1	3	1	3	1	1	0
William & Mary	26	1-2	1-2	2-2	1-2-3	1	3	1	0	0	5
Appalchian St.	16	1-1	0-0	2-2	0-1-1	2	0	1	0	0	4
The Citadel	18	3-5	1-3	0-0	1-2-3	0	2	0	0	0	7
vs. UNC	15	0-1	0-1	0-0	0-1-1	2	0	0	0	0	0
Miami, Ohio	8	0-1	0-0	0-0	0-1-1	0	0	0	0	0	0
at Iowa	12	0-1	0-1	1-2	0-0-0	3	1	1	1	0	1
Michigan State	9	0-2	0-2	0-0	1-2-3	1	1	0	0	0	0
Maryland	18	1-4	1-4	0-0	0-0-0	4	1	1	0	0	3
at Rutgers	28	1-2	1-2	0-0	1-2-3	4	1	2	0	0	3
at Northwestern	18	1-3	1-2	0-0	1-2-3	1	3	1	0	0	3
vs. Minnesota	22	1-2	0-1	0-0	1-1-2	2	1	0	0	1	2
Nebraska	23	1-2	1-2	0-0	0-1-1	3	1	0	0	0	3
Penn State	16	0-0	0-0	0-0	0-1-1	1	1	0	0	0	0
Indiana	18	1-2	1-2	0-0	0-1-1	5	1	2	0	1	3
Illinois	26	1-1	0-0	0-0	0-1-1	4	0	3	0	1	2
at Purdue	36	4-6	3-5	2-2	0-3-3	2	1	1	0	0	13
Iowa	30	1-6	1-4	0-0	0-0-0	2	3	2	0	1	3
at Penn State	30	1-3	0-1	1-1	0-0-0	3	0	2	0	2	3
at Michigan	22	3-3	1-1	1-1	0-2-2	5	3	1	0	0	8
Rutgers	23	2-2	1-1	0-0	1-0-1	3	4	0	0	1	5
at Indiana	18	0-0	0-0	0-0	1-1-2	5	0	1	0	0	0
vs. Penn State	24	3-4	1-2	1-1	1-2-3	2	0	0	0	0	8
vs. SDSU	28	0-6	0-5	2-2	1-2-3	2	1	0	1	1	2
vs. Gonzaga	24	0-1	0-1	0-0	2-2-4	3	0	1	1	0	0

2016-17 GAME-BY-GAME STATS

Opponent	Min	FG	3FG	FT	O-D-R	PF	A	TO	B	S	Pts
at Navy	3	0-1	0-1	0-0	0-0-0	1	0	0	0	0	0
N.C. Central	5	0-0	0-0	0-0	0-1-1	0	0	0	0	0	0
Providence	DNP										
WCU	23	2-4	1-2	0-3	3-3-6	0	0	2	0	0	5
Jackson St.	14	1-3	1-3	0-0	0-1-1	1	1	3	0	0	3
Marshall	23	2-6	1-5	0-3	2-1-3	1	2	1	0	0	5
at Virginia	6	1-2	0-1	1-1	0-0-0	0	0	0	0	0	3
FDU	6	1-2	0-0	0-1	0-0-0	0	1	0	0	1	2
FAU	3	0-0	0-0	0-0	0-0-0	0	0	0	0	0	0
UConn	5	0-0	0-0	1-2	1-0-1	0	0	0	0	0	1
vs. UCLA	DNP										
YSU	14	1-2	0-0	0-0	2-3-5	1	0	5	0	0	2
UNC Asheville	2	0-1	0-1	0-0	0-0-0	0	0	0	0	0	0
at Illinois	DNP										
Purdue	6	0-0	0-0	0-0	0-0-0	0	0	0	0	1	0
at Minnesota	4	0-1	0-0	0-0	0-0-0	1	0	0	0	0	0
at Wisconsin	19	1-3	1-3	3-4	2-0-2	2	0	1	0	2	6
Michigan State	7	0-1	0-1	0-0	0-0-0	2	0	1	0	0	0
at Nebraska	6	0-1	0-1	0-0	0-0-0	0	0	1	0	1	0
Northwestern	7	1-2	1-2	0-0	0-0-0	2	0	0	2	0	3
Minnesota	19	1-2	1-2	6-7	0-1-1	1	1	0	0	1	9
at Iowa	17	1-4	1-3	2-4	1-1-2	0	0	0	0	0	5
Maryland	19	0-1	0-1	0-0	0-2-2	2	0	0	0	0	0
at Michigan	16	1-3	0-1	1-1	4-1-5	1	0	1	0	0	3
Rutgers	15	0-0	0-0	0-0	0-0-0	2	0	0	0	0	0
at Maryland	18	0-0	0-0	0-0	0-2-2	0	0	2	1	0	0
at Michigan St.	13	1-1	1-1	0-0	0-0-0	4	1	0	0	0	3
Nebraska	9	0-2	0-0	0-0	0-1-1	3	1	0	0	0	0
Wisconsin	18	2-4	2-3	0-0	0-0-0	4	1	1	0	0	6
at Penn St.	21	2-3	2-2	1-2	0-2-2	4	1	0	2	0	7
Indiana	8	1-2	1-2	0-0	0-1-1	0	0	0	0	0	3
vs. Rutgers	10	0-1	0-1	0-0	0-1-1	1	0	0	0	0	0

CAREER STATISTICS

								3-Point				F-Throw			Rebounds										
Year	GP	GS	Min	Avg	FG	FGA	Pct	FG	FGA	Pct	FT	FTA	Pct	Off	Def	Tot	Avg	PF	FO	Ast	TO	Blk	Stl	Pts	Avg
2016-17	29	0	336	11.6	19	52	.365	13	37	.351	15	28	.536	15	21	36	1.2	33	0	9	18	5	6	66	2.3
2017-18	34	5	629	18.5	33	87	.379	16	56	.286	15	20	.750	21	41	62	1.8	79	3	37	37	5	11	97	2.9
TOTAL	**63**	**5**	**965**	**15.3**	**52**	**139**	**.374**	**29**	**93**	**.312**	**30**	**48**	**.625**	**36**	**62**	**98**	**1.6**	**112**	**3**	**46**	**55**	**10**	**17**	**163**	**2.6**

BIG TEN CAREER STATISTICS

								3-Point				F-Throw			Rebounds										
Year	GP	GS	Min	Avg	FG	FGA	Pct	FG	FGA	Pct	FT	FTA	Pct	Off	Def	Tot	Avg	PF	FO	Ast	TO	Blk	Stl	Pts	Avg
2016-17	17	0	222	13.1	11	30	.367	10	23	.435	13	18	.722	7	11	18	1.1	28	0	5	7	5	5	45	2.6
2017-18	18	5	373	20.7	19	41	.463	11	29	.379	5	7	.714	6	20	26	1.4	52	3	26	20	2	8	54	3.0
TOTAL	**35**	**5**	**595**	**17.0**	**30**	**71**	**.423**	**21**	**52**	**.404**	**18**	**25**	**.720**	**13**	**31**	**44**	**1.3**	**80**	**3**	**31**	**27**	**7**	**13**	**99**	**2.8**

POSTSEASON CAREER STATISTICS

								3-Point				F-Throw			Rebounds										
Year	GP	GS	Min	Avg	FG	FGA	Pct	FG	FGA	Pct	FT	FTA	Pct	Off	Def	Tot	Avg	PF	FO	Ast	TO	Blk	Stl	Pts	Avg
BIG TEN	2	0	34	17.0	3	5	.600	1	3	.333	1	1	1.000	1	3	4	2.0	3	0	0	0	0	0	8	4.0
NCAA	2	0	52	26.0	0	7	.000	0	6	.000	2	2	1.000	3	4	7	3.5	5	0	1	1	2	1	2	1.0
TOTAL	**4**	**0**	**86**	**21.5**	**3**	**12**	**.250**	**1**	**9**	**.111**	**3**	**3**	**1.000**	**4**	**7**	**11**	**2.8**	**5**	**0**	**1**	**1**	**2**	**1**	**10**	**2.5**

#2 MUSA JALLOW

Guard • 6-5 • 200 • Sophomore
Bloomington, Ind. (North) • Exercise Science

AS A FRESHMAN (2017-18)

- Scored 11 points against Robert Morris (11/10)
- Went for 13 points, six rebounds and four steals against Texas Southern (11/16)
- Scored eight points vs. Gonzaga (11/23)
- Tallied seven points and four boards vs. Clemson (11/29)
- Scored 10 points at Purdue (2/7)
- Scored five points at Penn State (2/15)

2017-18 GAME-BY-GAME STATS

Opponent	Min	FG	3FG	FT	O-D-R	PF	A	TO	B	S	Pts
Robert Morris	19	5-8	1-4	0-0	1-2-3	0	0	1	0	2	11
Radford	16	0-2	0-2	1-2	1-1-2	4	0	0	0	0	1
Texas Southern	29	5-8	3-6	0-0	4-2-6	3	2	0	0	4	13
Northeastern	24	1-3	0-2	0-0	0-4-4	3	1	2	0	2	2
vs. Gonzaga	27	3-8	2-6	0-0	1-0-1	3	1	2	0	0	8
vs. Stanford	24	1-7	0-1	0-0	0-0-0	4	2	4	0	0	2
vs. Butler	26	1-1	0-0	0-0	1-1-2	3	1	0	1	0	2
Clemson	23	3-6	1-2	0-0	2-2-4	2	2	1	1	0	7
at Wisconsin	28	1-1	0-0	0-0	0-4-4	0	3	2	0	1	2
Michigan	12	0-2	0-2	1-2	0-0-0	3	1	1	0	0	1
William & Mary	14	1-4	0-1	0-1	2-0-2	3	0	1	0	0	2
Appalachian St.	11	0-0	0-0	0-0	0-0-0	1	1	1	0	1	0
The Citadel	25	1-5	0-2	1-1	0-1-1	1	3	2	0	1	3
vs. UNC	16	0-2	0-1	0-0	0-0-0	3	1	0	0	1	0
Miami, Ohio	16	1-1	1-1	0-0	0-0-0	0	0	1	0	0	3
at Iowa	8	1-2	0-1	0-0	0-0-0	0	3	0	0	1	2
Michigan State	10	0-0	0-0	0-0	0-2-2	1	0	0	0	0	0
Maryland	10	0-2	0-1	0-0	0-1-1	1	1	2	0	0	0
at Rutgers	10	0-1	0-1	0-0	0-1-1	0	1	1	0	0	0
at Northwestern	3	0-0	0-0	0-0	0-1-1	1	0	2	0	0	0
vs. Minnesota	13	0-0	0-0	0-0	0-2-2	1	2	0	2	0	0
Nebraska	6	0-0	0-0	0-0	1-2-3	0	0	0	0	0	0
Penn State	9	0-2	0-1	0-0	0-0-0	0	0	0	0	0	0
Indiana	3	0-0	0-0	0-0	0-0-0	2	0	2	0	0	0
Illinois	13	0-0	0-0	0-0	1-0-1	0	0	1	0	1	0
at Purdue	13	3-4	3-4	1-2	0-1-1	1	1	0	0	1	10
Iowa	19	2-3	0-1	0-0	1-2-3	1	0	0	0	1	4
at Penn State	12	1-4	0-2	3-4	1-1-2	3	0	1	0	0	5
at Michigan	5	0-0	0-0	0-0	0-0-0	1	0	0	0	0	0
Rutgers	7	1-2	0-1	2-2	0-2-2	2	1	2	0	0	4
at Indiana	2	0-0	0-0	0-0	0-0-0	1	0	0	0	0	0
vs. Penn State	DNP										
vs. SDSU	7	0-1	0-1	0-0	0-1-1	0	0	0	0	0	0
vs. Gonzaga	2	0-0	0-0	0-0	0-0-0	2	0	0	0	1	0

SEASON/CAREER HIGHS

Points.....13, vs. Texas Southern (11/16/17)
Rebounds..... 6, vs. Texas Southern (11/16/17)
Assists ..... 3 (3x), last at Iowa (1/4/18)
Blocks.....2, vs. Minnesota (1/20/18)
Steals.....4, vs. Texas Southern (11/16/17)
Minutes..... 29, vs. Texas Southern (11/16/17)
FGs .....5 (2x), last vs. Texas Southern (11/16/17)
FGA.....8 (3x), last vs. Gonzaga (11/23/17)
3FGs .....3 (2x), last at Purdue (2/7/18)
3FGA.....6 (2x), last vs. Gonzaga (11/23/17)
FTs .....3, at Penn State (2/15/18)
FTA .....4, at Penn State (2/15/18)
Off. Reb. .....4, vs. Texas Southern (11/16/17)
Def. Reb.....4 (2x), last at Wisconsin (12/2/17)

CAREER STATISTICS

								3-Point			F-Throw				Rebounds										
Year	GP	GS	Min	Avg	FG	FGA	Pct	FG	FGA	Pct	FT	FTA	Pct	Off	Def	Tot	Avg	PF	FO	Ast	TO	Blk	Stl	Pts	Avg
2017-18	33	10	462	14.0	31	79	.392	11	44	.250	9	14	.643	15	33	48	1.5	50	0	27	29	4	17	82	2.5
TOTAL	**33**	**10**	**462**	**14.0**	**31**	**79**	**.392**	**11**	**44**	**.250**	**9**	**14**	**.643**	**15**	**33**	**48**	**1.5**	**50**	**0**	**27**	**29**	**4**	**17**	**82**	**2.5**

BIG TEN CAREER STATISTICS

								3-Point			F-Throw				Rebounds										
Year	GP	GS	Min	Avg	FG	FGA	Pct	FG	FGA	Pct	FT	FTA	Pct	Off	Def	Tot	Avg	PF	FO	Ast	TO	Blk	Stl	Pts	Avg
2017-18	18	2	183	10.2	9	23	.391	3	14	.214	7	10	.700	4	19	23	1.3	18	0	13	14	2	5	28	1.6
TOTAL	**18**	**2**	**183**	**10.2**	**9**	**23**	**.391**	**3**	**14**	**.214**	**7**	**10**	**.700**	**4**	**19**	**23**	**1.3**	**18**	**0**	**13**	**14**	**2**	**5**	**28**	**1.6**

POSTSEASON CAREER STATISTICS

								3-Point			F-Throw				Rebounds										
Year	GP	GS	Min	Avg	FG	FGA	Pct	FG	FGA	Pct	FT	FTA	Pct	Off	Def	Tot	Avg	PF	FO	Ast	TO	Blk	Stl	Pts	Avg
NCAA	2	0	9	4.5	0	1	.000	0	1	.000	0	0	.000	0	1	1	0.5	2	0	0	0	0	1	0	0.0
TOTAL	**2**	**0**	**9**	**4.5**	**0**	**1**	**.000**	**0**	**1**	**.000**	**0**	**0**	**.000**	**0**	**1**	**1**	**0.5**	**2**	**0**	**0**	**0**	**0**	**1**	**0**	**0.0**

#34 KALEB WESSON

Forward • 6-9 • 270 • Sophomore
Westerville, Ohio (South) • Sport Industry

AS A FRESHMAN (2017-18)

- Big Ten Freshman of the Week (12/4, 1/22)
- Tallied 13 points and seven boards vs. Robert Morris (11/10)
- Scored nine points vs. Radford (11/12)
- Went for 12 points and five boards vs. Northeastern (11/19)
- Scored 10 points and grabbed four rebounds vs. Gonzaga in first career start (11/23)
- Scored 10 points vs. Stanford (11/24)
- Went for nine points and five boards vs. Butler (11/26)
- Tallied 15 points and five rebounds vs. Clemson (11/29)
- Scored a game-high 19 points at Wisconsin (12/2)
- Went for eight points and five boards vs. Michigan (12/4)
- Tallied 17 points, seven rebounds and three steals against William & Mary (12/9)
- Went for 16 points and eight boards against Appalachian State (12/16)
- Tallied nine points and five boards vs. The Citadel (12/19)
- Scored 12 points against North Carolina (12/23)
- Went for seven points and seven boards vs. Miami (12/30)
- Scored 10 points at Iowa (1/4)
- Tallied eight points, four rebounds and a career-high five assists against Michigan State (1/7)
- Went for eight points and five rebounds vs. Maryland (1/11)
- Totaled 10 points, a career-high nine rebounds and three assists at Rutgers (1/14)
- Went for 15 points and eight rebounds vs. Minnesota (1/20)
- Scored 12 points and grabbed seven rebounds against Nebraska (1/22)
- Scored 10 points against Penn State (1/25)
- Went for 14 points, connecting on all seven shots from the field, and five boards vs. Indiana (1/30)
- Recorded first-career double-double with 10 points and 10 rebounds against Illinois (2/4)
- Went for 18 points and seven rebounds vs. Iowa (2/10)
- Tallied 14 points, five rebounds and three assists against Rutgers (2/20)
- Went for 12 points and five rebounds at Indiana (2/23)

2017-18 GAME-BY-GAME STATS

Opponent	Min	FG	3FG	FT	O-D-R	PF	A	TO	B	S	Pts
Robert Morris	20	5-7	0-1	3-5	2-5-7	2	0	2	1	0	13
Radford	16	2-3	0-0	5-6	1-1-2	4	0	0	1	0	9
Texas Southern	DNP										
Northeastern	23	3-7	0-0	6-8	3-2-5	3	0	0	1	0	12
vs. Gonzaga	25	2-3	0-0	6-10	3-1-4	5	2	2	0	0	10
vs. Stanford	21	3-7	0-1	4-6	1-2-3	5	1	1	0	0	10
vs. Butler	27	4-6	0-0	1-2	1-4-5	2	1	0	0	0	9
Clemson	29	5-9	1-1	4-5	2-3-5	2	1	1	1	0	15
at Wisconsin	17	6-8	1-1	6-7	2-1-3	4	0	2	2	1	19
Michigan	23	1-4	0-0	6-8	2-3-5	4	1	1	2	0	8
William & Mary	22	7-10	0-1	3-4	4-3-7	4	2	1	2	3	17
Appalachian St.	18	6-11	0-1	4-6	5-3-8	5	1	1	0	2	16
The Citadel	21	3-5	1-1	2-2	2-3-5	2	0	0	1	0	9
vs. UNC	21	3-6	0-0	6-7	0-3-3	3	1	1	0	1	12
Miami, Ohio	24	1-7	0-1	5-5	4-3-7	0	1	2	0	2	7
at Iowa	19	4-6	0-0	2-2	2-1-3	5	1	0	0	0	10
Michigan State	27	4-9	0-0	0-1	1-3-4	3	5	1	1	0	8
Maryland	15	3-5	0-0	2-3	1-4-5	1	1	1	0	0	8
at Rutgers	24	4-8	0-1	2-4	3-6-9	2	3	1	0	0	10
at Northwestern	18	3-8	0-1	2-2	2-4-6	1	0	1	1	0	8
vs. Minnesota	24	7-9	1-1	0-0	3-5-8	3	1	1	0	1	15
Nebraska	13	3-5	0-0	6-8	4-3-7	4	2	1	0	0	12
Penn State	25	4-4	0-0	2-2	0-3-3	2	0	2	1	0	10
Indiana	21	7-7	0-0	0-0	2-3-5	3	1	2	1	1	14
Illinois	23	3-6	0-1	4-4	7-3-10	0	1	0	0	2	10
at Purdue	12	0-4	0-1	0-0	1-1-2	4	0	1	0	0	0
Iowa	24	5-8	0-0	8-11	5-2-7	3	0	1	2	1	18
at Penn State	17	3-8	0-0	1-2	3-2-5	1	1	0	1	1	7
at Michigan	20	3-6	0-0	2-4	0-4-4	1	1	1	0	0	8
Rutgers	21	6-7	0-0	2-4	3-2-5	2	3	2	1	0	14
at Indiana	33	5-7	0-0	2-4	2-3-5	5	0	1	2	1	12
vs. Penn State	20	2-6	0-1	1-3	3-0-3	3	4	1	0	0	5
vs. SDSU	7	0-1	0-0	0-0	1-1-2	1	1	1	0	0	0
vs. Gonzaga	12	1-3	0-0	1-1	1-0-1	4	0	2	0	2	3

SEASON/CAREER HIGHS

Points.....19, at Wisconsin (12/2/17)
Rebounds.....10, vs. Illinois (2/4/18)
Assists .....5, vs. Michigan State (1/7/18)
Blocks..... 2 (4x), last vs. Iowa (2/10/18)
Steals.....3, vs. William & Mary (12/9/17)
Minutes..... 29, vs. Clemson (11/29/17)
FGs .....7 (3x), last vs. Indiana (1/30/18)
FGA.....11, vs. Appalachian State (12/16/17)
3FGs .....1 (4x), last vs. Minnesota (1/20/18)
3FGA.....1 (several), last vs. Penn State (3/2/18)
FTs .....8, vs. Iowa (2/10/18)
FTA ..... 11, vs. Iowa (2/10/18)
Off. Reb. .....7, vs. Illinois (2/4/18)
Def. Reb.....5 (2x), last vs. Minnesota (1/20/18)

DOUBLE-DOUBLES

Date	Opponent	Pt./Reb.	W/L.....Score
2/4/18	vs. Illinois	10/10	W.....75-67

HONORS AND AWARDS

- 2018 Big Ten All-Freshman Team

CAREER STATISTICS

								3-Point			F-Throw			Rebounds											
Year	GP	GS	Min	Avg	FG	FGA	Pct	FG	FGA	Pct	FT	FTA	Pct	Off	Def	Tot	Avg	PF	FO	Ast	TO	Blk	Stl	Pts	Avg
2017-18	33	30	682	20.7	118	210	.562	4	14	.286	98	136	.721	76	87	163	4.9	93	5	36	34	21	18	338	10.2
TOTAL	**33**	**30**	**682**	**20.7**	**118**	**210**	**.562**	**4**	**14**	**.286**	**98**	**136**	**.721**	**76**	**87**	**163**	**4.9**	**93**	**5**	**36**	**34**	**21**	**18**	**338**	**10.2**

BIG TEN CAREER STATISTICS

								3-Point			F-Throw			Rebounds											
Year	GP	GS	Min	Avg	FG	FGA	Pct	FG	FGA	Pct	FT	FTA	Pct	Off	Def	Tot	Avg	PF	FO	Ast	TO	Blk	Stl	Pts	Avg
2017-18	18	18	376	20.9	71	119	.597	2	6	.333	47	66	.712	43	53	96	5.3	48	2	21	19	14	8	191	10.6
TOTAL	**18**	**18**	**376**	**20.9**	**71**	**119**	**.597**	**2**	**6**	**.333**	**47**	**66**	**.712**	**43**	**53**	**96**	**5.3**	**48**	**2**	**21**	**19**	**14**	**8**	**191**	**10.6**

POSTSEASON CAREER STATISTICS

								3-Point			F-Throw			Rebounds											
Year	GP	GS	Min	Avg	FG	FGA	Pct	FG	FGA	Pct	FT	FTA	Pct	Off	Def	Tot	Avg	PF	FO	Ast	TO	Blk	Stl	Pts	Avg
BIG TEN	1	1	20	20.0	2	6	.333	0	1	.000	1	3	.333	3	0	3	3.0	3	0	4	1	0	0	5	5.0
NCAA	2	2	19	9.5	1	4	.250	0	0	.000	1	1	1.000	2	1	3	1.5	5	0	1	3	0	2	3	1.5
TOTAL	**3**	**3**	**39**	**13.0**	**3**	**10**	**.300**	**0**	**1**	**.000**	**2**	**4**	**.500**	**5**	**1**	**6**	**2.0**	**8**	**0**	**5**	**4**	**0**	**2**	**8**	**2.7**

#25 KYLE YOUNG

Forward • 6-8 • 205 • Sophomore
Canton, Ohio (Jackson) • Sport Industry

AS A FRESHMAN (2017-18)

- Went for four points and three boards against Robert Morris (11/10)
- Pulled down three offensive boards in 12 minutes off the bench vs. Gonzaga (11/23)
- Scored five points vs. Clemson (11/29)
- Went for six points and four rebounds vs. Michigan (12/4)
- Tallied four points and eight boards vs. The Citadel (12/19)
- Went for four points and three boards at Rutgers (1/14)
- Scored four points at Penn State (2/15)
- Played a career-high 22 minutes at Michigan (2/18)

2017-18 GAME-BY-GAME STATS

Opponent	Min	FG	3FG	FT	O-D-R	PF	A	TO	B	S	Pts
Robert Morris	11	2-2	0-0	0-0	1-2-3	0	0	1	1	0	4
Radford	8	0-2	0-2	0-0	0-0-0	0	0	0	0	0	0
Texas Southern	4	0-0	0-0	0-0	1-0-1	1	0	1	0	0	0
Northeastern	9	1-1	0-0	0-0	0-2-2	0	1	0	1	0	2
vs. Gonzaga	12	0-2	0-0	1-2	3-0-3	0	0	0	0	1	1
vs. Stanford	DNP										
vs. Butler	5	0-0	0-0	0-0	0-0-0	0	0	0	0	0	0
Clemson	10	2-4	1-3	0-0	1-1-2	0	0	0	0	0	5
at Wisconsin	19	1-4	0-2	2-2	1-1-2	1	1	0	0	1	4
Michigan	21	3-3	0-0	0-0	1-3-4	0	0	1	0	1	6
William & Mary	DNP										
Appalachian St.	13	1-2	0-1	0-0	0-1-1	2	0	0	0	0	2
The Citadel	12	2-5	0-0	0-2	4-4-8	1	0	2	0	0	4
vs. UNC	7	0-1	0-0	0-0	1-0-1	0	0	1	0	0	0
Miami, Ohio	6	0-0	0-0	0-0	0-0-0	1	0	0	0	0	0
at Iowa	4	0-1	0-0	1-2	1-1-2	1	0	0	0	0	1
Michigan State	12	0-2	0-1	0-0	0-0-0	1	0	1	0	1	0
Maryland	3	0-0	0-0	0-0	0-1-1	0	0	0	0	0	0
at Rutgers	4	2-2	0-0	0-0	1-2-3	0	0	1	0	0	4
at Northwestern	DNP										
vs. Minnesota	4	1-1	0-0	0-0	0-0-0	1	0	0	0	1	2
Nebraska	6	0-1	0-0	0-0	0-0-0	2	1	0	0	0	0
Penn State	DNP										
Indiana	DNP										
Illinois	1	0-0	0-0	0-0	0-0-0	0	0	0	0	0	0
at Purdue	3	0-0	0-0	1-2	0-0-0	2	0	0	0	0	1
Iowa	7	1-1	0-0	0-0	0-1-1	1	1	1	0	0	2
at Penn State	10	2-3	0-0	0-1	1-1-2	2	0	0	0	1	4
at Michigan	22	1-5	0-0	0-0	4-1-5	3	0	0	1	1	2
Rutgers	3	0-1	0-1	0-0	0-0-0	0	0	0	0	0	0
at Indiana	DNP										
vs. Penn State	DNP										
vs. SDSU	DNP										
vs. Gonzaga	DNP										

SEASON/CAREER HIGHS

Points..... 6, vs. Michigan (12/4/17)
Rebounds..... 8, vs. The Citadel (12/19/17)
Assists ..... 1 (3x), last vs. Iowa (2/10/18)
Blocks..... 1 (3x), last at Michigan (2/18/18)
Steals..... 1 (7x), last at Michigan (2/18/18)
Minutes..... 22, at Michigan (2/18/18)
FGs ..... 3, vs. Michigan (12/4/17)
FGA..... 5 (2x), last at Michigan (2/18/18)
3FGs ..... 1, vs. Clemson (11/29/17)
3FGA..... 3, vs. Clemson (11/29/17)
FTs ..... 2, at Wisconsin (12/2/17)
FTA ..... 2 (5x), last at Purdue (2/7/18)
Off. Reb. ..... 4 (2x), last at Michigan (2/18/18)
Def. Reb..... 4, vs. The Citadel (12/19/17)

CAREER STATISTICS

								3-Point			F-Throw			Rebounds											
Year	GP	GS	Min	Avg	FG	FGA	Pct	FG	FGA	Pct	FT	FTA	Pct	Off	Def	Tot	Avg	PF	FO	Ast	TO	Blk	Stl	Pts	Avg
2017-18	25	0	216	8.6	19	43	.442	1	10	.100	5	11	.455	19	21	40	1.6	19	0	4	9	3	7	44	1.8
TOTAL	**25**	**0**	**216**	**8.6**	**19**	**43**	**.442**	**1**	**10**	**.100**	**5**	**11**	**.455**	**19**	**21**	**40**	**1.6**	**19**	**0**	**4**	**9**	**3**	**7**	**44**	**1.8**

BIG TEN CAREER STATISTICS

								3-Point			F-Throw			Rebounds											
Year	GP	GS	Min	Avg	FG	FGA	Pct	FG	FGA	Pct	FT	FTA	Pct	Off	Def	Tot	Avg	PF	FO	Ast	TO	Blk	Stl	Pts	Avg
2017-18	14	0	119	8.5	11	24	.458	0	4	.000	4	7	.571	9	11	20	1.4	14	0	3	4	1	6	26	1.9
TOTAL	**14**	**0**	**119**	**8.5**	**11**	**24**	**.458**	**0**	**4**	**.000**	**4**	**7**	**.571**	**9**	**11**	**20**	**1.4**	**14**	**0**	**3**	**4**	**1**	**6**	**26**	**1.9**

#10 JUSTIN AHRENS

Forward • 6-5 • 180 • Freshman
Versailles, Ohio (Versailles)
Exploration

PRIOR TO OHIO STATE

- 2017 and 2018 Ohio Division III Co-Player of the Year
- Holds school records for points in a game, 3-pointers in a game and career-points, 3-pointers, rebounds and assists
- Helped Versailles to a league title and a 25-2 record
- Averaged 23.4 points, 8.9 rebounds and 3.5 assists in 2017
- 2016 third team All-Ohio after averaging 22.7 points per contest as a sophomore
- Played for C2K Elite in 2017, averaging 13.4 points and 3.9 rebounds in 13 games

#40 DANNY HUMMER

Guard • 6-0 • 175 • Redshirt Junior
Upper Arlington, Ohio (Air Force Academy)
Economics

2017-18 (REDSHIRT)

- Sat out the 2017-18 season after transferring from Air Force

PRIOR TO OHIO STATE

- Played in 11 games over two seasons at Air Force Academy
- Tallied a career-high six points at Colorado State as a freshman
- Lettered three years in basketball and one year in baseball at Upper Arlington
- Upper Arlington's career leader in assists and steals
- Two-time team captain at Upper Arlington

#23 JAEDON LEDEE

Forward • 6-9 • 230 • Freshman
Houston, Texas (The Kinkaid School)
Sport Industry

PRIOR TO OHIO STATE

- A four-time all-state and all-conference selection
- Averaged 27 points, 15 rebounds and three assists as a senior at The Kinkaid School
- Averaged 15.2 points and eight rebounds per game for Texas Pro in the Adidas Gauntlet Series in 2017
- Averaged 20 points and 10 rebounds as a junior at The Kinkaid School

#1 LUTHER MUHAMMAD

Guard • 6-3 • 185 • Freshman
Jersey City, N.J. (Hudson Catholic)
Exploration

PRIOR TO OHIO STATE

- Went for 14.6 points, five rebounds and three assists per game as a senior
- Averaged 15.8 points, 3.2 boards 3.1 assists and 2.1 steals per game as a junior
- Shot 50.6 percent from the field and 85 percent from the free throw line

#13 CJ WALKER

Guard • 6-1 • 195 • Junior
Indianapolis, Ind. (Florida State)
Exploration

PRIOR TO OHIO STATE

- Played the last two seasons at Florida State, starting 34 of 35 games as a sophomore
- Averaged 8.0 points and 2.5 rebounds in 2017-18 after averaging just under five points per contest in 33 appearances as a freshman
- 2016 Indianapolis Player of the Year as a senior at Arsenal Tech
- Voted team captain as a senior and averaged 18.3 points per contest in his career

#4 DUANE WASHINGTON JR.

Guard • 6-3 • 190 • Freshman
Grand Rapids, Mich. (Sierra Canyon)
Exploration

PRIOR TO OHIO STATE

- First team all-state as a senior at Sierra Canyon (Calif.)
- Averaged 15.5 points, 4.5 rebounds and 3.8 assists per game as a senior
- Played first three years of high school basketball at Grand Rapids Christian in Michigan
- Averaged 13.1 points and 4.5 assists per contest as a junior

#32 KEYSHAWN WOODS

Guard • 6-3 • 205 • Graduate
Gastonia, N.C. (Wake Forest)
Leadership and Coaching Master's Program

PRIOR TO OHIO STATE

- Played in 61 games, making 27 starts, over two seasons at Wake Forest
- Ranked second on the team with 11.9 points per game as a junior after scoring 12.5 points per contest as a sophomore
- Played his freshman season at Charlotte, averaging 8.4 points per game in 32 games

HEAD COACH CHRIS HOLTMANN

Chris Holtmann Era Starts Fast in Columbus

Chris Holtmann begins his second season at the helm of the Buckeyes in 2018-19 following an inaugural season at Ohio State in which he was named the 2018 Big Ten Coach of the Year while leading the Buckeyes to a 25-9 overall record, a No. 2 finish in the Big Ten regular-season standings (15-3) and a Second Round appearance in the 2018 NCAA Tournament.

The Big Ten Coach of the Year award was the second COY honor in as many seasons, and third overall for Holtmann, who earned Big East COY in 2017. The Big East award culminated three seasons as head coach at Butler University. Holtmann became the 14th head coach in Ohio State history when he was named to the position June 9, 2017.

The Buckeyes exceeded any and all expectations in Holtmann's first season in Columbus. Picked to finish no better than 11th in preseason media polls, the Buckeyes stormed out to a 9-0 record in Big Ten Conference play, the best start to a league season by a first-year Big Ten coach in 95 years.

Highlighting the 2018-19 season were home wins over Michigan, overcoming a first-half 20-point deficit, and No. 1 Michigan State along with a road victory at No. 3 Purdue, the Boilermakers' only home loss of the season.

Holtmann, the USBWA District V Coach of the Year and a finalist for the 2018 Naismith COY Award, not only earned awards in 2017-18, he coached award winners as well.

Keita Bates-Diop, who suffered a season-ending leg injury early in the 2016-17 season, returned to the Ohio State roster as a redshirt junior in 2017-18 to become the 2018 Big Ten Player of the Year while also earning Consensus Second Team All-America honors (Associated Press, NABC, Sporting News, USBWA). He helped the Buckeyes to the most wins (25) under a first-year head coach in Ohio State history. Bates-Diop also was a 2018 First Team All-Big Ten selection while teammate Jae'Sean Tate was named Second Team All-Big Ten. Kaleb Wesson earned a spot on the 2018 Big Ten All-Freshman Team.

As a team, the Buckeyes returned to the national rankings prior to a road game at Northwestern in which Ohio State, ranked No. 20 in the weekly Associated Press poll, downed the Wildcats 71-65 Jan. 17, 2018. Ohio State remained in the poll the remainder of the season, reaching as high as the No. 8 spot before ending the season at No. 17.

Following three incredibly successful seasons at Butler, Holtmann agreed to take over the Ohio State men's basketball program June 9, 2017. He was introduced as Ohio State's 14th head coach in the history of the program June 12, 2017.

Holtmann led the Bulldogs to a 70-31 record over three seasons (2014-17) as head coach at Butler, including a 25-9 mark in 2016-17. The Bulldogs advanced to the Sweet 16 for the first time since 2011 in his final year in Indianapolis. Butler's 2016-17 season included a 14-5 regular-season record against 12 teams that made the 2017 tournament field.

Chris Holtmann at a Glance

- Enters second season as Ohio State Head Coach (25-9 Record; 2017 to present)
- Three seasons as Butler Head Coach (70-31 Record; 2015-17)
- Sixth season as a head coach (114-85 Record; 2011-13, 2015-17)
- 2017-18 Big Ten Coach of the Year
- 2017-18 Naismith National Coach of the Year Finalist
- 2018 USBWA District V Coach of the Year
- 2016-17 BIG EAST Coach of the Year
- 2016-17 John McLendon Award Winner (collegeinsiders.com)
- 2016-17 and 2014-15 Jim Phelan National Coach of the Year Finalist
- 2014-15 Naismith National Coach of the Year Finalist
- Three Seasons as Gardner-Webb Head Coach (44-54 Record; 2011-13)
- 2013 Big South Conference Coach of the Year

The Bulldogs had non-conference wins over Arizona, Cincinnati, Northwestern, Vanderbilt, Vermont and Bucknell, in addition to a pair of wins over Villanova. Butler's win over Villanova at Hinkle Fieldhouse Jan. 4, 2017 was the second win over a No. 1-ranked team in Butler history.

The 2016-17 campaign marked the third-consecutive season Butler made the NCAA Tournament and won at least one NCAA Tournament game under Holtmann. He joined Roy Williams, John Calipari and Mike Brey as the only active coaches to lead their current teams to NCAA Tournament wins each of their first three seasons.

Holtmann is one of only two coaches in Butler history to lead the Bulldogs to the NCAA Tournament in each of his first three seasons – Brad Stevens is the other.

A highly-touted recruiter, Holtmann and his staff signed the two highest-ranked classes in Butler history (2016, 2017).

Picked to finish sixth in the preseason BIG EAST coaches poll, Butler posted a 12-6 BIG EAST mark to place second in the 2016-17 league standings. Those same BIG EAST coaches selected Holtmann as the conference's Coach of the Year.

Holtmann is the 2016-17 recipient of the John McLendon Award, presented annually by CollegeInsider.com to college basketball's coach of the year. Additionally, for the second time in three seasons at Butler, Holtmann was named a finalist for the Jim Phelan National Coach of the Year Award.

The 2015-16 Bulldogs averaged 79.9 points per game, which ranked in the Top 25 nationally. Butler opened the season with an 11-1 non-conference record, climbing as high as ninth in the *Associated Press* poll and 10th in the *USA Today* Coaches Poll.

To say that Holtmann's initial season at the helm of the Butler program was a success would be an understatement. He guided a Butler team that was picked to tie for seventh in the BIG EAST to a 23-11 campaign, a tie for second place in the BIG EAST regular-season race and a berth in the 2015 Tournament.

Along the way, the Bulldogs knocked off five teams ranked in the "Top 25" at the time, including No. 5/6 North Carolina at the Battle 4 Atlantis, and picked up a second round NCAA Tournament win.

Butler, unmentioned in the national polls at the

HOLTMANN QUICK FACTS

- **Full Name:** Christopher Holtmann
- **Born:** Nov. 11, 1971
- **Hometown:** Nicholasville, Kentucky
- **High School:** Jessamine County HS
- **Alma Mater:** Taylor, 1994 (Psychology); Ball State, 2000 (Masters/Athletic Administration)

- **Playing Career:** Lettered from 1991-94 at Taylor (Ind.) University. As a senior, earned All-America honors while leading Taylor to a No. 1 ranking in the NAIA rankings.

- **Coaching Career:** Taylor (GA), 1997; Geneva (asst.), 1998-99; Taylor (asst.), 1999-2003; Gardner-Webb (asst.), 2003-08; Ohio (asst.), 2008-10; Gardner-Webb (head coach), 2010-13; Butler (asst.), 2013-14); Butler (head coach), 2014-17); Ohio State (head coach), 2017 to present.

- **Assisted Under:** Paul Patterson (Taylor); Jeff Santarsiero (Genevia); Rick Scruggs (Gardner-Webb); John Groce (Ohio); Brandon Miller (Butler).

- **Highlights:** Big Ten Coach of the Year (2018), Big South Coach of the Year (2013), Big East Coach of the Year (2017); Collegeinsider.com John McLendon National Coach of the Year (2017); NAIA All-American (1994).

HEAD COACH CHRIS HOLTMANN

start of the season, was among teams receiving votes or ranked in the "Top 25" in 16 of the final 17 weeks of the season. The Bulldogs climbed to as high as No. 15 in the AP national poll and No. 18 in the *USA Today* national poll. Butler tied the fourth-best turnaround in BIG EAST history (+8) and matched the 11th-highest single-season win total in school history. For his efforts, Holtmann was named a finalist for both the Naismith National Coach of the Year Award and the Jim Phelan National Coach of the Year Award.

Holtmann left a position as head coach at Gardner-Webb to become an assistant coach at Butler prior to the 2013-14 season. After one year as an assistant, Holtmann found himself back in the lead chair. On Oct. 2, 2014, Butler Head Coach Brandon Miller requested and was granted a medical leave of absence. Holtmann was appointed interim head coach and given the task of leading the Bulldogs through the start of the 2014-15 season. Three months later, on Jan. 2, 2015, Butler removed the "interim" tag and named Holtmann head coach of the Bulldogs.

Holtmann served as head coach at Gardner-Webb for three seasons (2011-13), leading the North Carolina school through a successful rebuilding effort. He took the Runnin' Bulldogs from eight wins in 2009-10 to a school Division I record 21 victories and a berth in the CollegeInsider.com postseason tournament in his last year. Gardner-Webb won 10 of its final 11 games in 2012-13 and finished a game out of first place in the Big South Conference. For his efforts, Holtmann was named Big South Conference Coach of the Year and NABC District 3 Coach of the Year.

Prior to taking the head coaching position at Gardner-Webb, Holtmann spent two seasons as an assistant coach at Ohio University under former Butler and Ohio State assistant John Groce. Holtmann helped build back-to-back top classes as recruiting coordinator for the Bobcats, and he was part of the staff that led Ohio to the 2010 Mid-American Conference Tournament title and an upset of No. 3-seed Georgetown in the opening round of the 2010 NCAA Tournament. Before his stint at Ohio, he served for five seasons as an assistant coach at Gardner-Webb, including four seasons as associate head coach.

A native of Nicholasville, Ky., Holtmann was an NAIA All-American guard at Taylor University. He helped lead Taylor to a 25-9 record, a No. 1 national ranking and a berth in the NAIA National Tournament in 1993-94. He served as a graduate assistant coach at Taylor in 1997-98, spent one season as an assistant coach at Geneva College and then returned to Taylor as an assistant coach under head coach Paul Patterson. In his final two seasons at Taylor, the Trojans posted a 50-16 record, won back-to-back conference titles and ranked in the "Top 15" of the NAIA national poll.

Holtmann earned a degree in psychology from Taylor in 1994 and a Master's Degree in athletic administration from Ball State in 2000. He and his wife, Lori, have one daughter, Nora Jane.

AS AN ASSISTANT

Year	School	Record	Conference	Postseason
1998-99	Geneva	11-20		
1999-2000	Taylor	19-14	6-8	
2000-01	Taylor	17-16	7-7	
2001-02	Taylor	25-7	11-3	
2002-03	Taylor	25-9	10-4	NAIA First Round
2003-04	Gardner-Webb	9-20	6-14	
2004-05	Gardner-Webb	18-12	13-7	
2005-06	Gardner-Webb	9-20	6-14	
2006-07	Gardner-Webb	9-21	7-11	
2007-08	Gardner-Webb	16-16	9-7	
2008-09	Ohio University	15-17	7-9	
2009-10	Ohio University	22-15	7-9	
2013-14	Butler	14-17	4-14	

AS A HEAD COACH

Year	School	Record	Conf/Place	Postseason
2010-11	Gardner-Webb	11-21	6-12/9th	
2012-12	Gardner-Webb	12-20	6-12/9th	
2013-13	Gardner-Webb	21-13	11-5/2nd (South)	CIT First Round
3-Year Gardner-Webb	**Record**	**44-54**	**23-29**	
2014-15	Butler	23-11	12-6/3rd	NCAA Third Round
2015-16	Butler	22-11	10-8/4th	NCAA Third Round
2016-17	Butler	25-9	12-6/2nd	NCAA Sweet 16
3-Year Butler Record		**70-31**	**34-20**	
2017-18	Ohio State	25-9	15-3/2nd	NCAA Second Round
2018-19	Ohio State			
Second Year at Ohio State		**25-9**	**15-3**	
7-Year Collegiate Record		**139-94 (.597)**		**4 NCAA/1 CIT**

HEAD COACH CHRIS HOLTMANN

HOLTMANN VS. ALL OPPONENTS

Opponent	W	L
Alice Lloyd College	1	0
Appalachian State	1	0
Arizona	1	0
Arizona State	0	1
Austin Peay	1	0
Belmont	1	0
Bucknell	1	0
Butler	0	2
Campbell	2	2
Central Arkansas	1	0
Charleston	2	0
Charleston Southern	4	2
Chattanooga	2	0
Cincinnati	2	0
Citadel	3	0
Clemson	0	2
Coastal Carolina	3	4
Covenant	1	0
Creighton	3	3
Delaware State	1	0
DePaul	7	0
East Carolina	0	2
Eastern Kentucky	0	1
Elon	0	1
Florida State	0	1
Georgetown	4	3
Gonzaga	0	2
High Point	2	4
Howard	1	0
Illinois	1	1
Indiana	3	2
Indiana State	2	1
Iowa	2	1
IUPUI	1	0
Kennesaw State	1	0
Lees-McRae	1	0
Liberty	1	4
Lipscomb	1	1
Longwood	1	0
Louisville	0	1
Loyola Maryland	1	0
Maine	1	0
Marquette	5	1
Maryland	1	0
Mary Washington	1	0
Mercer	1	0
Miami, Florida	0	1
Miami, Ohio	1	0
Michigan	1	2
Michigan State	1	0
Middle Tennessee	1	0
Minnesota	1	0
Missouri State	1	0
Nebraska	1	0
Norfolk State	1	0
North Carolina	1	3
North Carolina Asheville	2	4
Northern Colorado	1	0
Northeastern	1	0
Northwestern	3	0
Notre Dame	0	1
Oklahoma	0	2
Penn State	0	3
Presbyterian	2	3
Providence	2	5
Purdue	2	0
Radford	4	2
Robert Morris	1	0
Rutgers	2	0
Savannah State	0	1
Seton Hall	5	1
South Carolina State	1	1
South Dakota State	1	0
Southern Ill. Edwardsville	1	0
Southern Utah	1	0
Spalding	1	0
St. John's	5	1
Stanford	1	0
Temple	1	0
Tennessee	1	1
Tennessee Martin	1	0
Tennessee Tech	1	1
Texas	1	0
Texas Southern	1	0
Texas Tech	1	0
Utah	1	0
Vanderbilt	1	0
Vermont	1	0
Villanova	2	4
Virginia	0	1
Virginia Intermount	1	0
Virginia-Wise Highland	1	0
VMI	3	3
Wake Forest	0	1
Western Carolina	1	0
William and Mary	1	1
Winthrop	3	4
Wisconsin	1	0
Wofford	0	1
Xavier	3	5
Totals (.597)	**139**	**94**

RYAN PEDON, ASSISTANT COACH

SECOND SEASON

Ryan Pedon enters his second season as an assistant coach at Ohio State after joining the staff in June 2017. The Columbus native returned home after spending two seasons as an assistant on Chris Holtmann's staff at Butler.

In year one at Ohio State, Pedon helped the Buckeyes exceed all expectations. The Buckeyes qualified for the NCAA Tournament, reaching the Second Round. Ohio State finished the season with a 25-9 overall record. The Buckeyes recorded a 15-3 Big Ten Conference regular-season record to help the Buckeyes to a second-place finish in the league standings.

In Pedon's two seasons at Butler, the Bulldogs tallied a 47-20 record and advanced the NCAA Tournament twice. in 2016-17, the Bulldogs went 25-9, finished second in the BIG EAST and advanced to the Sweet 16 for the first time since 2011. In 2015-16, Butler went 22-11 and advanced to the second round of the NCAA Tournament.

Before his time at Butler, Pedon spent two seasons at Illinois as an assistant to head coach (and former Ohio State assistant) John Groce. Pedon also spent three seasons as an assistant coach and recruiting coordinator at Toledo, helping the Rockets to 19 wins in 2011-12, and five seasons at Miami (Ohio), where the RedHawks won the MAC Tournament title in 2007 to earn the school's first NCAA Tournament bid since 1999.

Pedon also served as director of basketball operations at Kent State from 2002-05 and as a graduate assistant at Miami (Ohio) from 2000-02.

Pedon played college basketball at Wooster, where he was a three-year letterwinner and helped the Fighting Scots to three NCAA Tournaments and three North Coast Athletic Conference (NCAC) regular-season championships. In 2000, he won Wooster's prestigious "Bear Award."

Pedon received his bachelor's degree in communications from Wooster in 2000 and a master's degree in sport organization from Miami (Ohio) in 2002. He and his wife, Stephanie, have a son, Maddox.

2017-Present – Ohio State, Assistant Coach
2015-17 – Butler University, Assistant Coach
2013-15 – Illinois, Assistant to the Head Coach
2010-13 – Toledo, Assistant Coach
2005-10 – Miami (Ohio), Assistant Coach
2002-05 – Kent State, Director of Basketball Operations
2000-02 – Miami (Ohio), Graduate Assistant

MIKE SCHRAGE, ASSISTANT COACH

SECOND SEASON

Mike Schrage (pronounced "SHRAWG-ee") begins his second season as an assistant coach at Ohio State after joining the Buckeyes in June 2017. Schrage came to Ohio State after one season as an assistant on Chris Holtmann's staff at Butler in 2016-17.

In year one at Ohio State, Schrage helped the Buckeyes exceed all expectations. The Buckeyes qualified for the NCAA Tournament, reaching the Second Round. Ohio State finished the season with a 25-9 overall record. The Buckeyes recorded a 15-3 Big Ten Conference regular-season record to help the Buckeyes to a second-place finish in the league standings.

Schrage possesses 19 seasons of coaching experience, including time spent at Stanford and Duke.

In 2016-17, Schrage helped the Butler Bulldogs to the Sweet 16 for the first time since 2011 while posting a second-place finish in the BIG EAST and a 25-9 overall record.

Prior to his stint at Butler, Schrage assisted under head coach Johnny Dawkins for eight seasons at Stanford. The Cardinal signed 16 players ranked in the Top 100 nationally in his time as recruiting coordinator. Four Stanford players were selected in the NBA Draft after their collegiate careers in Schrage's time in Palo Alto and five played in the NBA.

Schrage also mentored Chasson Randle, Illinois Mr. Basketball in 2011, to first team Academic All-America honors as he became Stanford's all-time leading scorer. In Schrage's eight seasons, the Cardinal appeared in the postseason five times, including an NCAA Sweet 16 appearance in 2014, and won at least 20 games on four occasions.

Schrage also spent time at Duke University, serving as the Blue Devils' director of basketball operations from 2002-08 and the program's academic and recruiting coordinator from 1999-02. In his time in Durham, Schrage was a part of Duke's 2001 national championship team and a pair of NCAA Final Four squads.

Schrage graduated from Indiana with a bachelor's degree in kinesiology in 1998, serving as a four-year student manager under Bob Knight from 1994-98. After graduation, Schrage worked as an administrative assistant under head coach Rod Barnes in 1998-99. In addition, he worked with the United States Olympic Team as a member of its support staff in 1996 and spent time as video coordinator for the USA Basketball Senior National Team at the 2006 World Championship games in Japan and the 2007 Tournament of America in Las Vegas.

Schrage and his wife, Amanda, have a son, Andrew, and a daughter, Sophia.

2017 -Present – Ohio State, Assistant Coach
2016-17 – Butler University, Assistant Coach
2008-16 – Stanford University, Assistant Coach
2002-08 – Duke University, Director of Basketball Operations
1999-2002 – Duke University, Academic and Recruiting Coordinator
1998-99 – University of Mississippi, Administrative Assistant
1994-98 – Indiana University, Student Manager

TERRY JOHNSON, ASSISTANT COACH

SECOND SEASON

Terry Johnson is in his second season as an assistant coach, joining the Buckeye staff in June 2017 after spending 10 seasons as an assistant coach at Butler.

In year one at Ohio State, Johnson helped the Buckeyes exceed all expectations. The Buckeyes qualified for the NCAA Tournament, reaching the Second Round. Ohio State finished the season with a 25-9 overall record. The Buckeyes recorded a 15-3 Big Ten Conference regular-season record to help the Buckeyes to a second-place finish in the league standings.

In 10 seasons as an assistant at Butler, Johnson helped the Bulldogs to eight NCAA Tournaments, including consecutive Final Fours in 2010 and 2011, four regular-season conference championships and three conference tournament titles. The Bulldogs ranked in the Top 25 nationally eight times in those 10 seasons, had seven players garner Academic All-America honors and sent two players to the NBA. In 2015, Johnson was invited to the Villa 7 Consortium, which brings together university athletics directors and the country's elite assistant coaches in an effort to prepare the next generation of college basketball leaders.

Prior to assisting at Butler, Johnson spent the 2006-07 campaign as an assistant on Dane Fife's staff at IPFW and served as director of basketball operations at Butler from 2004-06. Johnson also served in an administrative capacity at Auburn in 2003-04 and had stops as an assistant coach at Lincoln Trail Junior College, Indiana Tech and IPFW.

Johnson played both basketball and baseball at Lincoln Trail from 1992-94, where he was named all-conference in both sports and was named an honorable mention All-American in basketball. From there, he went to Lamar University and again played both sports from 1994-96, leading the basketball team in assists and steals two years in a row. Johnson earned his bachelor's degree from IPFW in 1998, earning all-conference, team MVP and Co-Male Athlete of the Year honors while playing baseball for the Mastodons. Johnson went on to play baseball professionally for the Tri-City Posse of the Western League for two years and the Anderson Lawmen of the Heartland League for another season. In addition, Johnson earned his master's degree in sports administration from Western Kentucky in 2011.

Johnson and his wife, Kristen, are parents of three boys, twins Jalen and Jordan, and Caden.

2017- Present – Ohio State, Assistant Coach
2007-17 – Butler University, Assistant Coach
2006-07 – IPFW, Assistant Coach
2004-06 – Butler University, Director of Basketball Operations
2003-04 – Auburn, Administrative Position
2001-03 – Lincoln Trail Junior College, Assistant Coach
1999-2001 – Indiana Tech, Assistant Coach
1997-99 – IPFW, Assistant Coach

DAVID EGELHOFF, DIRECTOR OF BASKETBALL OPERATIONS

17TH SEASON

David Egelhoff is in his 13th season as the director of basketball operations and 17th overall in a full-time capacity with the Buckeyes. He directs the day-to-day operations of the program and acts as the main liaison between the team and other areas in the athletics department and university. He oversees team budget, travel, scheduling and program advancement. Prior to his current role, he spent three years as the program's video coordinator assisting in self- and opponent-video analysis.

Recent projects he has worked on include enhancing the game day experience for fans through promotions and use of technology. In addition, during the Fall of 2006, he presented a plan to Ohio State's Athletics Administration detailing the need for facility additions for the men's and women's basketball programs. That plan has resulted in a new practice facility attached to the Schottenstein Center. The project, completed in the summer of 2013, includes renovated locker rooms, women's gym and athletic training room along with a new weight room and men's practice gym.

Egelhoff spent the 2002-03 season working in basketball operations for the Orlando Magic. There he assisted in preparing video edits for the coaches and team, evaluated collegiate talent and assisted in draft war room procedures. He also has been selected as a member of the support staff for various USA Basketball teams and events including the 2002 Youth Development Festival in Colorado Springs, Colo., the 2002 Junior World Championship Qualifying Team in Miami, Fla., and the 2005 World Championship Qualifying Team in Sao Paulo, Brazil.

Egelhoff spent five seasons (1998-2002) as a student manager at Ohio State, serving as the head manager his senior year. He received his undergraduate degree in business administration from the Fisher College of Business in 2001. He received a master's degree in sport management from Ohio State in 2005. He and his wife, Kelsey, a three-time Ohio State graduate with a Ph.D. in speech and hearing science, reside in Clintonville. The couple have two daughters, Elizabeth and Katelyn.

MIKE NETTI, ASSISTANT TO THE HEAD COACH

SECOND SEASON

Mike Netti is in his second season at Ohio State as special assistant to head coach Chris Holtmann. Netti had been an assistant coach at East Carolina for four seasons (2014-17) and previously spent three years as an assistant on Holtmann's staff at Gardner-Webb.

In Netti's four seasons at East Carolina, the Pirates won 58 games as Netti saw a pair of student-athletes garner American Athletic Conference All-Rookie Team honors. During his first season in Greenville in 2013-14, Netti also helped guide Akeem Richmond to an NCAA-best 155 3-pointers made. As an assistant under Holtmann at Gardner-Webb, Netti helped the Runnin' Bulldogs to a school Division I record 21 victories in 2012-13. In addition, Netti helped guide guard Tashan Newsome to second team All-Big South Conference honors.

Prior to joining Holtmann for the second time at Gardner-Webb, where he also was an assistant from 2002-06, Netti spent two seasons at Lackawanna (Pa.) College, leading the school to 43 wins in his two seasons as two Falcons earned NJCAA Division II All-America honors, and spent two seasons as an assistant coach at St. Francis (N.Y.).

Netti was a two-year varsity letterman at Division III Alvernia College in Reading, Pa., helping the team to a Pennsylvania Athletic Conference Title and a berth in the NCAA Division III Tournament. He graduated from Syracuse University in 2002.

JAMES "SCOONIE" PENN, DIRECTOR OF PLAYER DEVELOPMENT

SECOND SEASON

James (Scoonie) Penn enters his second season as Ohio State's director of player development. Penn was a letterwinner for the Buckeyes from 1999-2000 and garnered second team All-America honors in 2000.

Penn, who played two seasons at Ohio State after transferring from Boston College, was named Big Ten Player of the Year in 1999 and was a two-time first team All-Big Ten pick. The Salem, Mass., native captained the Buckeyes and was named team Co-MVP both seasons. In his two seasons, Penn averaged 16.3 points and 4.1 rebounds to go along with 284 assists for the Buckeyes. He ranks 46th all-time in scoring at Ohio State with 1,076 points and his 123 points scored in NCAA Tournament play rates seventh in program history.

Penn, who was voted into the Ohio State Athletics Hall of Fame in 2013, was drafted by the Atlanta Hawks in the second round of the 2000 NBA Draft and spent his entire playing career overseas. He played 11 seasons in Europe for teams in Italy, Croatia and Greece, averaging 11.4 points, 2.8 assists and 2.6 boards per contest.

SUPPORT STAFF

JEFF DEITS

ATHLETIC TRAINER

Jeff Deits is in his second season as athletic trainer for the Ohio State men's basketball team. Deits served as the athletic trainer for the Ohio State men's hockey team from 2007-10 and again from 2013-17, sandwiched around three years on staff at Wichita State.

He earned his master's degree in sport humanities from Ohio State in 2009 and a bachelor of science in sport and exercise science with an emphasis in athletic training from Northern Colorado in 2007. Deits currently holds certifications as a Certified Strength and Conditioning Specialist, Corrective Exercise Specialist and Performance Enhancement Specialist.

In addition to his responsibilities with the men's basketball program, Deits also is the athletic trainer for the Buckeyes' women's golf team. Prior to Ohio State, he has also had internships with the Central Hockey League's Colorado Eagles and the San Diego Chargers of the National Football League.

Deits lives in Columbus with his wife, Amanda, and children, Claire, Chloe, Aubrey, and Amelia.

SUPPORT STAFF

QUADRIAN BANKS

STRENGTH & CONDITIONING COACH

Quadrian Banks is in his second season as strength and conditioning coach at Ohio State after being hired in July 2017. Ohio State is the fifth men's basketball program that Banks has worked with over his career.

Banks came to Ohio State after a year in performance and conditioning with the Indianapolis Colts. Before he worked with the Colts, Banks was the assistant strength and conditioning coach for the Philadelphia Eagles. Prior to joining the Eagles, he was the director of athletic performance for two seasons at Gardner-Webb University. He also served as the assistant strength and conditioning coach at the University of Mississippi (2008-10) and University of Richmond (2007-08).

Banks attended the University of Texas at Austin and received his undergrad degree (Kinesiology – Health Promotion and Fitness) in 2003. He earned a Masters of Education at Prairie View A&M in 2005.

Banks Professional Timeline

– Ohio State Men's Basketball Strength and Conditioning Coach (July 2017-present)

– Indianapolis Colts Performance and Conditioning (Jan. 2016 to July 2017)

– Philadelphia Eagles Assistant Strength & Conditioning Coach (March 2013-Jan. 2016)

– Gardner-Webb Director of Athletic Performance (Jan. 2011-March 2013) – Basketball

– University of Mississippi Assistant Strength & Conditioning Coach (Aug. 2008-May 2010) – assisted with basketball

– University of Richmond Assistant Strength & Conditioning Coach (July 2007-Aug. 2008)

– Hampton University Assistant Strength & Conditioning Coach (Jan. 2007-July 2007) – assisted with basketball

– Prairie View A&M University Head Strength & Conditioning Coach (Aug. 2004 -Dec. 2005)

– University of Texas Student Strength and Conditioning Intern Coach (2001-04). – assisted with basketball

Certifications

USA Weight Lifting – Sport Performance Coach

National Strength and Conditioning Association Certified Strength & Conditioning Specialist

Collegiate Strength and Conditioning Coaches Association Collegiate Strength & Conditioning Coach Certified

GREG ODEN

STUDENT ASSISTANT COACH

Greg Oden is in his second year as a student assistant coach with the Buckeyes. The 2007 NBA Draft first overall pick of the Portland Trailblazers is working on his degree as part of Ohio State's Degree Completion Program. Oden assists with practices and works with the Ohio State post players.

As an Ohio State player in 2006-07, Odent earned second team All-America honors, first team All Big-Ten accolades and was the NCAA National Defensive Player of the Year as well as the Big Ten's defensive player of the Year.

KYLE DAVIS

VIDEO COORDINATOR

Kyle Davis begins his third season as the video coordinator for the Ohio State men's basketball program in 2018-19. Davis is a two-time Ohio State graduate with a Bachelor's degree in sport industry (2013) and a Masters in sports management (2015). He spent four years as an undergraduate manager with the Buckeyes from 2010-14 and a graduate manager from 2015-16.

Davis' main duties will be to oversee the video operations of the program. He will assist in the daily operations management, including on-campus recruiting activities, gameday and travel logistics, organizing camps and clinics and assisting with purchasing and budget tracking as well as other administrative duties.

DAN WALLENBERG

ATHLETICS COMMUNICATIONS

Dan Wallenberg is in his 12th year as the associate athletics director for communications at Ohio State. He joined the athletics department staff in July of 1998 and begins his 21st season as the men's basketball contact in the OSU Athletics Communications Office.

A 1989 graduate of Southern Illinois University at Carbondale, he holds a bachelor's degree in journalism with a minor in political science.

Wallenberg is responsible for the overall management of the athletics communications office.

Prior to joining the OSU staff, he served as associate sports information director at Kansas State (1996-98) and Western Kentucky (1993-96). At Kansas State, he worked with men's basketball and the nationally-ranked football teams.

While at Western Kentucky, he served as the publications coordinator, volleyball and women's basketball contact.

A native of Calumet City, Illinois, Wallenberg is the former sports editor of the Marion (Ill.) *Daily Republican* and later the Harrisburg (Ill.) *Daily Register*. While working in the newspaper business, he won Illinois Press Association awards for both writing and photography.

He interned in the sports information offices at both SIUC and the University of Illinois and is a member of CoSIDA and the U.S. Basketball Writers Association.

In February of 2002, he served as the media subcenter and volunteers supervisor at the primary men's ice hockey venue (E-Center) during the 2002 Salt Lake City Winter Olympics.

During the summer of 1996, he worked as a press operations manager (field hockey) at the 1996 Atlanta Olympic Games.

Wallenberg and his wife, Laura, reside in Columbus. The couple have one daughter, EV and a son, Eivin.

SUPPORT STAFF

BRETT RYBAK

ATHLETICS COMMUNICATIONS

Brett Rybak is in his 10th year in the Ohio State athletics communications office and fifth with the Ohio State men's basketball program. He joined the athletics communications staff as an intern in July of 2009.

Rybak came to Ohio State from Florida International University, after also previously working at Otterbein College.

Rybak has worked with baseball, women's soccer and women's gymnastics during his tenure at Ohio State. In addition, Rybak serves as the editor of the Ohio State football gameday program. While at FIU, he worked as the contact for women's basketball and women's soccer and was the secondary contact for the baseball team.

Rybak is a 2008 graduate of Otterbein College where he lettered two years for the baseball team and worked for four years as a sports information student assistant. He did his student internship in the athletics communications office at Ohio State during his senior year at Otterbein.

Rybak and his wife Ellen reside in Westerville.

ADAM HATEM

ATHLETICS ACADEMIC COUNSELOR

Adam Hatem is beginning his third season working as the Student-Athlete Support Services Office (SASSO) senior athletics academic counselor with the men's basketball program. Overall, he is finishing up his fourth year in SASSO after previously working for two and a half years at Elon University in the same capacity.

Hatem assists in the area of athletics academic counseling and working with the student-athletes and staff on day-to-day academic concerns, monitoring academic progress and meeting with prospective student-athletes and their families. A native of Charlotte, North Carolina, Hatem played soccer at High Point University where he received his B.S. in Business Administration and Sport Management. From there Hatem continued his academic pursuits at Georgetown University, receiving his Master's in Sport Industry Management. Hatem resides in Grandview.

DR. JIM BORCHERS

OSU ATHLETICS HEAD TEAM PHYSICIAN

Former Buckeye student-athlete Jim Borchers is in his 15th season as a team physician and third as head team physician in the Ohio State athletics program. He is in his eighth year working with men's basketball. In addition to working with the men's and women's basketball programs, Borchers also provides medical treatment for the Ohio State football team. He has previously worked with student-athletes from men's and women's soccer, men's and women's lacrosse, men's and women's tennis, field hockey and softball.

A native of Bellbrook, Ohio, Borchers walked on with the Buckeyes and earned four varsity awards as the regular long snapper between 1990 and 1993. He received the Ike Kelley Special Teams Player of the Year Award in 1992. A four-year Academic All-Big Ten honoree and a four-year OSU Scholar-Athlete, he graduated from Ohio State in 1993 with a degree in chemistry. He earned his M.D. from Northeastern Ohio University's College of Medicine in 2000 and a master's in public health from Ohio State in 2009.

Borchers completed his residency in family medicine from Toledo Hospital in 2003 and his sports medicine fellowship from the Northwest Ohio Sports Medicine Institute in 2004.

Jim and his wife, Mary, have three children: Emily, William and Joseph.

DR. GRANT JONES

ORTHOPEDIC SURGEON

Dr. Grant Jones is in his 22nd season as an Ohio State orthopedic surgeon.

Jones, a native of Upper Arlington, Ohio, graduated from Denison University with a bachelor of science degree in 1988. He earned his medical doctorate from the Ohio State College of Medicine in 1992 and completed his Sports Medicine Fellowship at the Hughston Clinic in Georgia. A full professor of orthopedic surgery at Ohio State, Jones has numerous honors and awards to his credit. Most recent was his induction into the Capital One Academic All-America Hall of Fame in the summer of 2015.

In 2012, Jones was selected for the exclusive American Shoulder and Elbow Surgeons society, which has just over 200 members worldwide. In the spring of 2012, he presented research in Lake Como, Italy and Geneva, Switzerland. In 2013, Jones was the featured guest international lecturer at the International Arthroscopy, Shoulder, and Sports Medicine Course in Cartagena, Colombia. He also has been awarded two Neer Awards (2011 and 2013) which are given to the authors of the top international research papers in shoulder and elbow surgery.

Jones presently serves on the American Orthopedic Society of Sports Medicine (AOSSM) Traveling Fellowship Committee. He also was selected to be a team physician for U.S. Lacrosse in 2011 and is the head team physician for Upper Arlington High School.

In 2008, Jones participated in the AOSSM traveling fellowship to South America (one of four American orthopedic surgeons selected).

In 2007, Jones was awarded the Ohio Athletic Trainers Association Team Physician of the Year Award. He also spent part of the summer in Chile lecturing on shoulder and elbow injuries and was named to the American Orthopaedic Society for Sports Medicine National Publications Committee.

He recently took on the role (2009) of team physician for the Columbus Clippers, the Triple A affiliate of Major League Baseball's Cleveland Indians. The Clippers are located in Columbus.

The class valedictorian at both Upper Arlington High School (1984) and at Denison (1988), Jones was a team captain for the Denison football squad and team MVP in 1988. He was the Woody Hayes National Scholar-Athlete of the Year in 1987 and was an All-North Coast Athletic Conference performer in 1986 and '87. *Time Magazine* selected him for its Achievement Award as one of the Top 20 College students in the nation in 1987. He is an active member and national speaker for numerous medical societies and is an Article Reviewer for four major orthopaedic surgery journals.

Jones and his wife, Jamie, reside in Upper Arlington with their son Hudson and daughter Evelyn.

SUPPORT STAFF

ERIC BUCHANAN

EQUIPMENT MANAGER

Eric Buchanan, a native of Clintonville, Ohio, is entering his 23rd year as an equipment manager at Ohio State and 10th with the men's basketball program. His duties range from negotiating equipment purchases with various manufacturer representatives to handling game-day equipment related issues. Buchanan has been involved in the equipment industry since 1991, when he volunteer equipment manager for the University of Cincinnati football team. He held that position until he graduated in 1994 with a bachelor of arts degree in sociology. He received a master of arts degree in athletic administration in 1995 from Ohio University, while serving as a graduate assistant equipment manager for OU's basketball, football and track programs. Prior to his appointment at Ohio State Oct. 1, 1996, Buchanan spent a year as an assistant equipment manager at the University of California at Berkeley and worked with the football, women's basketball, swimming, water polo, rugby and golf teams. He also was a volunteer intern with the Oakland Raiders while at California. Buchanan currently resides in Columbus.

DEBBY CACCHIO

HEAD COACH'S SECRETARY

Debby Cacchio retired as the secretary to head coach Thad Matta following the 2012-13 season. She was an Ohio State University employee for more than 29 years. She currently assists the men's basketball program part time in an administrative capacity.

Cacchio has been a long-time volunteer for Children's Hospital through the Memorial Tournament, the Nationwide Children's Hospital Golf Tournament and the former Wendy's Championship LPGA Tournament.

A Grandview Heights, Ohio, native, Cacchio and her husband, John, reside in Dublin. The couple's son Chad is a former Ohio State receiver (1998-2000). He is married with two daughters, Sophia and Stella and practicing dentistry in Upper Arlington. His wife, Stacey, is a doctor in Columbus.

2018-19 NON-CONFERENCE OPPONENTS

GAME 1 CINCINNATI

6 p.m., Wednesday, Nov. 7, 2018
Fifth Third Arena (13,187)
Cincinnati, Ohio | **ESPN2**

GENERAL INFORMATION
Location (Enrollment) ..... Cincinnati, Ohio (44,338)
Colors ..... Red and Black
Conference ..... American Athletic
Nickname ..... Bearcats
Athletics Director ..... Mike Bohn (Kansas, 1983)

BASKETBALL INFORMATION
Head Coach ..... Mick Cronin (Cincinnati, 1997)
Record at Cincinnati (Yrs.) ..... 268-140 (12 Yrs.)
Career Record ..... 337-164 (15 Yrs.)

SPORTS INFORMATION
Basketball SID ..... Andre Foushee
Office Phone 513-556-5182
SID E-mail ..... Andre.Foushee@uc.edu
Website ..... GoBearcats.com

SERIES INFORMATION
Series ..... Ohio State leads 6-4
At Ohio State ..... Ohio State leads 3-2
At Cincinnati ..... Ohio State leads 1-0
Neutral Site ..... Series tied 2-2

SERIES HISTORY

2/5/1905	W	Cincinnati	42-6
1/15/1907	L	Cincinnati	30-32
1/16/1909	W	Cincinnati	57-24
1/20/1912	W	Cincinnati	61-15
1/3/1920	W	@Cincinnati	35-13
12/10/1921	L	Cincinnati	17-33
3/25/1961	L	1-vs. Cincinnati (OT)	65(1)-70(2)
3/24/1962	L	2-vs. Cincinnati	59(1)-71(2)
12/16/2006	W	3-vs. Cincinnati	72(40-50
3/22/2012	W	4-vs. Cincinnati	81(7)-66

1-Final Four, Kansas City, Missouri
2-Final Four, Louisville, Kentucky
3-Wooden Tradition, Indianapolis
4-NCAA East Regional, Boston

GAME 4 SOUTH CAROLINA STATE

2 p.m., Sunday, Nov. 18, 2018
Value City Arena (19,049)
Columbus, Ohio | **BTN Plus**
2018 Buckeye Basketball Classic

GENERAL INFORMATION
Location (Enrollment) ..... Orangeburg, South Carolina (17,506)
Colors ..... Garnet and Blue
Conference ..... Mid=Eastern Athletic Conference
Nickname ..... Bulldog
Athletics Director ..... Stacy L. Danley

BASKETBALL INFORMATION
Head Coach ..... Murray Garvin (Eastern Kentucky, 1998)
Record at South Carolina State (Yrs.) ..... 62-107 (6 Yrs.)
Career Record ..... 62-107 (6 Yrs.)

SPORTS INFORMATION
Basketball SID ..... Kendrick D. Lewis
Office Phone 803-536-7060
SID E-mail ..... KLewis19@scsu.edu
Website ..... csuathletics.com

SERIES INFORMATION
Series ..... Ohio State leads 1-0

SERIES HISTORY

12/27/15	W	South Carolina State	73-57

GAME 2 PURDUE FORT WAYNE

4 p.m., Sunday, Nov. 11, 2018
Value City Arena (19,049)
Columbus, Ohio | **BTN**
2018 Buckeye Basketball Classic

GENERAL INFORMATION
Location (Enrollment) ..... Fort Wayne, Indiana (10,414)
Colors ..... Royal Blue and White
Conference ..... The Summit League
Nickname ..... Mastodons
Athletics Director ..... Kelley Hartley Hutton

BASKETBALL INFORMATION
Head Coach ..... Jon Coffman (Washington & Lee, 1966)
Record at Purdue Univ. Fort Wayne (Yrs.) ..... 78-53 (4 Yrs.)
Career Record ..... 78-53 (4 Yrs.)

SPORTS INFORMATION
Basketball SID ..... Derrick Sloboda
Office Phone 260-481-0729
SID E-mail ..... derrick. sloboda@pfw.edu
Website ..... GoMastodons.com

SERIES INFORMATION
Series ..... First Meeting

GAME 3 CREIGHTON

7 p.m., Thursday, Nov. 15, 2018
CenturyLink Center Omaha (17,560)
Omaha, Nebraska | **FS1**
2018 Gavitt Games

GENERAL INFORMATION
Location (Enrollment) ..... Omaha, Nebraska (8,654)
Colors ..... Blue and White
Conference ..... Big East
Nickname ..... Blue Jays
Athletics Director ..... Bruce Rasmussen

BASKETBALL INFORMATION
Head Coach ..... Greg McDermott (Northern Iowa, 1988)
Record at Creighton (Yrs.) ..... 187-94 (8 yrs.)
Career Record ..... 467-289 (24 yrs.)

SPORTS INFORMATION
Basketball SID ..... Rob Anderson
Office Phone 402-280-5544
SID E-mail ..... randerson@creighton.edu
Website ..... GoCreighton.com

SERIES INFORMATION
Series ..... Ohio State leads 5-3
At Ohio State ..... Ohio State leads 4-0
At Creighton ..... Ohio State leads 1-2
Neutral Site ..... Creighton leads 1-0

SERIES HISTORY

12/21/1936	W	@Creighton	35-28
12/27/37	W	Creighton	31-17
1/2/1941	W	Creighton	55-42
12/22/1941	L	@Creighton	34-60
1/26/1963	W	Creighton	78-73
1/3/1972	W	Creighton	94(6)-76
12/30/72	L	@Creighton	71-79
11/24/2004	L	1-vs. Creighton (ot)	63-65

1-Guardians Classic, Kansas City, Missouri

GAME 5 SAMFORD

7 p.m., Tuesday, Nov. 20, 2018
Value City Arena (19,049)
Columbus, Ohio | **BTN Plus**
2018 Buckeye Basketball Classic

GENERAL INFORMATION
Location (Enrollment) ..... Homewood, Alabama (3,341)
Colors ..... Blue and Red
Conference ..... Southern Conference
Nickname ..... Bulldogs
Athletics Director ..... Martin Newton

BASKETBALL INFORMATION
Head Coach ..... Scott Padgett (1999)
Record at Samford (Yrs.) ..... 57-76 (4 Yrs.)
Career Record ..... 57-76 (4 Yrs.)

SPORTS INFORMATION
Basketball SID ..... Zac Schrieber
Office Phone 205-726-2802
SID E-mail ..... zdschrie@samford.edu
Website ..... samfordsports.com

SERIES INFORMATION
Series ..... Ohio State leads 2-0

SERIES HISTORY

12/13/03	W	Samford	80-62
11/29/08	W	Samford	59-22

2018-19 NON-CONFERENCE OPPONENTS

GAME 6 CLEVELAND STATE

8 p.m., Friday, Nov. 23, 2016
St. John Arena (13,276)
Columbus, Ohio | **FS1**

2018 Buckeye Basketball Classic

GENERAL INFORMATION
Location (Enrollment) ..... Cleveland, Ohio (17,323)
Colors ..... Green & White
Conference ..... Horizon League
Nickname ..... Vikings
Athletics Director ..... Mike Thomas

BASKETBALL INFORMATION
Head Coach ..... Dennis Felton (Howard, 1985)
Record at Cleveland State (Yrs.) ..... 12-23 (1 Yrs.)
Career Record ..... 196-168 (12 Yrs.)

SPORTS INFORMATION
Basketball SID ..... TBA
Office Phone ..... TBA
SID E-mail ..... TBA
Website ..... csuvikings.com

SERIES INFORMATION
Series ..... Ohio State leads 7-1
At Ohio State 5-0
At Cleveland State 0-0
Neutral Site 2-1

SERIES HISTORY
11/29/80	W	Cleveland State	89(9)-81
12/7/85	W	Cleveland State	99-95
3/22/87	W	1-Cleveland State	86-80
12/17/94	L	2-vs. Cleveland State	73-75
12/2/95	W	Cleveland State	75-52
12/9/06	W	Cleveland State	78(5)-57
12/18/07	W	3-vs. Cleveland State	80-63
12/22/09	W	Cleveland State	72(17)-59

1-Lobo Classic, Albuquerque, New Mexico
2-at Gund Arena

GAME 7 SYRACUSE

7 p.m., Wed., Nov. 28, 2017
Value City Arena (18,809)
Columbus, Ohio | **ESPN/2**

2018 Big Ten/ ACC Challenge

GENERAL INFORMATION
Location (Enrollment) ..... Syracuse, New York (14,847)
Colors ..... Orange
Conference ..... Atlantic Coast Conference
Nickname ..... Orange
Athletics Director ..... John Wildhack

BASKETBALL INFORMATION
Head Coach ..... Jim Boeheim (Syracuse, 1966)
Record at Syracuse (Yrs.) ..... 926-371 (42 Yrs.)
Career Record ..... 926-371 (42 Yrs.)

SPORTS INFORMATION
Basketball SID ..... Pete Moore
Cell Phone 315-952-5011
SID E-mail ..... pimoore@syr.edu
Website ..... cuse.com

SERIES INFORMATION
Series ..... Ohio State leads 5-1
At Ohio State 2-0
At Syracuse 0-1
Neutral Site 3-0

SERIES HISTORY
2/17/10	W	Syracuse	48-17
1/4/82	W	Syracuse	67-57
12/14/82	L	@Syracuse	85-91(16)
3/20/83	W	1-vs. Syracuse	79-74
11/21/07	W	2-vs. Syracuse	79-65(21)
3/24/12	W	3-vs. Syracuse	77(7)-70(2)

1-NCAA Second Round, Hartford, Connecticut
2-Dick's Sporting Goods NIT Season Tip-Off, Madison Square Garden, New York
3-NCAA East Regional, Boston

GAME 8 BUCKNELL

Noon, Saturday, Dec.. 5, 2018
Value City Arena (19,049)
Columbus, Ohio | **BTN**

GENERAL INFORMATION
Location (Enrollment) ..... Lewisburg, Pennsylvania (3,600)
Colors ..... Orange & Blue
Conference ..... Patriot League
Nickname ..... Bison
Athletics Director ..... Jermaine Truax

BASKETBALL INFORMATION
Head Coach ..... Jim Boeheim (Syracuse, 1966)
Record at Bucknell (Yrs.) ..... 68-33 (3 Yrs.)
Career Record ..... 209-72 (9 Yrs.)

SPORTS INFORMATION
Basketball SID ..... Jon Terry
Cell Phone 570-577-3121
SID E-mail ..... terry@bucknell.edu
Website ..... BucknellBison.com

SERIES INFORMATION
Series ..... Ohio State leads 1-0
At Ohio State 1-0

SERIES HISTORY
11/29/86	W	Bucknell W	90-62

GAME 9 YOUNGSTOWN STATE

7 p.m., Tuesday, Dec. 18, 2018
Value City Arena (19,049)
Columbus, Ohio | **BTN**

GENERAL INFORMATION
Location (Enrollment) ..... Youngstown State (12,756)
Colors ..... Red and White
Conference ..... Horizon League
Nickname ..... Penguins
Athletics Director ..... Ron Strollo

BASKETBALL INFORMATION
Head Coach ..... Jerrod Calhoun (Cincinnati, 2004)
Record at Youngstown State (Yrs.) ..... 8-24 (1 Yr.)
Career Record ..... 132-62 (6 Yrs.)

SPORTS INFORMATION
Basketball SID ..... Jamie Hall
Office Phone 330-941-1581
SID E-mail ..... jehall@ysu.edu
Website ..... ysusports.com

SERIES INFORMATION
Series ..... Ohio State leads 3-0

SERIES HISTORY
12/16/82	W	Youngstown State	81-53
12/1/90	W	Youngstown State	112(11)-67
11/24/06	W	1-Youngstown State	91(4)-57

1-at Nationwide Arena, Columbus

2018-19 NON-CONFERENCE OPPONENTS

GAME 10 UCLA - 2018 CBSSPORTS CLASSIC

3 p.m., Saturday, Dec. 22, 2018
United Center (19,049)
Chicago, Illinois | **CBS**

GENERAL INFORMATION

Location (Enrollment)	Los Angeles, California (44,947)
Colors	Blue and Gold
Conference	Pac-12
Nickname	Bruins
Athletics Director	Dan Guerrero

BASKETBALL INFORMATION

Head Coach	Steve Alford (Indiana, 1987)
Record at UCLA (Yrs.)	117-57 (5 Yrs.)
Career Record	580-292 (27 Yrs.)

SPORTS INFORMATION

Basketball SID	Alex Timiraos
Office Phone	310-206-0524
SID E-mail	timiraos@athletics.ucla.edu
Website	uclabruins.com

SERIES INFORMATION

Series	UCLA leads 6-4
At Ohio State	0-1
At UCLA	3-3
Neutral Sites	1-2

SERIES HISTORY

12/31/36	W	@UCLA	48-39
12/26/38	W	@UCLA	46-38
12/29/38	W	@UCLA	59-57
12/28/57	L	@UCLA	78-98
12/28/61	W	1-vs. UCLA	105(1)-84
12/3/65	L	@UCLA	66-92(1)
12/6/68	L	UCLA	73(13)-84(1)
12/30/71	L	2-@UCLA	53(6)-79(1)
3/13/79	L	3-vs. UCLA	68(10)-72
12/17/16	L	4-vs. UCLA	73-86(2)

1-LA Holiday Classic, Los Angeles
2-UCLAN Classic, Los Angeles
3-NCAA Regional Semifinals, Tucson, Arizona
4-CBSSports Classic, Las Vegas, Nevada

GAME 11 HIGH POINT

TBA, Saturday, Dec. 29, 2018
Value City Arena (19,049)
Columbus, Ohio | **BTN/BTN Plus**

GENERAL INFORMATION

Location (Enrollment)	High Point, North Carolina (4,600)
Colors	Purple and White
Conference	Big South
Nickname	Panthers
Athletics Director	Dan Hauser

BASKETBALL INFORMATION

Head Coach	Tubby Smith (High Point, 1973)
Record at The High Point (Yrs.)	0-0 (First Season)
Career Record	597-302 (27 Yrs.)

SPORTS INFORMATION

Basketball SID	Tom Fenstermaker
Office Phone	336-841-4605
SID E-mail	tfenster@highpoint.edu
Website	HighPointPanthers.com

SERIES INFORMATION

Series	Ohio State leads 1-0

SERIES HISTORY

12/10/14	W	High Point	97(12)-43

OHIO STATE VS. MINNESOTA

SERIES INFORMATION WITH MINNESOTA

Series ..... Ohio State leads 86-57
Games at Ohio State ..... Ohio State leads 52-18
Games at Minnesota ..... Minnesota leads 39-31
Neutral Games ..... Ohio State leads 3-0
Last Ohio State Win ..... 67-49 (1/20/18, New York)
Last Minnesota Win ..... 78-68 (1/8/17, Minneapolis)
Longest Ohio State win streak 11 (1958-64)
Longest OSU home win streak 12 (1952-66)
Longest OSU away win streak 5 (1958-63)
Longest Minnesota win streak 6 (1975-78)
Longest Minnesota home win streak 6 (1951-57)
Longest Minnesota away win streak 3 (1904-17)
Current Series Streak ..... Ohio State W-2
Ranked OSU teams vs. Minnesota 29-4
OSU vs. ranked Minnesota teams 13-12
OSU record when both teams are ranked 3-1

WHEN OSU SCORES....

	OSU Record				OSU Record		
	W	L	Pct.		W	L	Pct.
100+	1	0	1.000				
90-99	10	0	1.000	90+	11	0	1.000
80-89	17	2	0.895	80+	28	2	0.933
70-79	30	13	0.698	70+	58	15	0.795
60-69	11	13	0.458	60+	69	28	0.711
50-59	3	14	0.176	50+	72	42	0.632
40-49	8	4	0.667	40+	80	46	0.635
39 or fewer	10	12	0.455				
Total (148)	**90**	**58**	**0.608**				

MINNESOTA SERIES SCORING ANALYSIS

Points (Gms.)	OSU	UM	Mar.	OSU Rcd.
All Games (148)	9,473	9,216	257	90-58
Avg.	64.0	62.3	1.7	
OSU Wins (90)	6,252	5,374	878	
Avg.	69.5	59.7	9.8	
OSU Losses (58)	3,221	3,842	-621	
Avg.	55.5	66.2	-10.7	
In Columbus (73)	4,748	4,367	381	55-18
Avg.	65.0	59.8	5.2	
Home Wins (55)	3,757	3,222	535	
Avg.	68.3	58.6	9.7	
Home Losses (18)	913	1073	-160	
Avg.	50.7	59.6	-8.9	
In Minneapolis (72)	4,489	4,666	-177	32-40
Avg.	62.3	63.9	-2.4	
Away Wins (32)	2,181	1,897	284	
Avg.	68.2	59.3	8.9	
Away Losses (40)	2,308	2,769	-461	
Avg.	57.7	69.2	-11.5	
Neutral Site (3)	236	183	53	3-0
Avg.	78.7	61	17.7	
Neutral Wins (3)	236	183	53	
Avg.	78.7	61	17.7	
Neutral Losses (0)	0	0	0	
Avg.	0	0	0	

Note: Includes statistics from five (4-1) vacated games from 1999-2002

Sunday, Dec. 2, 2018
Value City Arena (18,809)
Columbus, Ohio
7 p.m., BTN

GENERAL INFORMATION

Location (Enrollment) ..... Minneapolis, Minn. (50,678)
Colors ..... Maroon and Gold
Conference ..... Big Ten
Nickname ..... Golden Gophers
Arena (capacity) ..... Williams Arena (14,625)
Athletics Director ..... Mark Coyle

BASKETBALL INFORMATION

Head Coach ..... Richard Pitino
Alma Mater ..... Providence College (2005)
Record at Minnesota (Yrs.) ..... 90-78 (5 yrs.)
Career Record (Yrs.) ..... 108-92 (6 yrs.)

SPORTS INFORMATION

Basketball SID ..... Dan Reisig
Office Phone 612-625-4389
E-mail ..... dbreisig@umn.edu
Website ..... gophersports.com
Credentials ..... gophersports.com/media

OSU VS. RANKED MINNESOTA TEAMS

Date	W/L	Site	OSU(#)-UM(#)
2/5/49	W	Minnesota	48-39(5)
1/28/50	W	@Minnesota	63(13)-58(18)
1/24/53	L	@Minnesota	64-82(19)
2/20/54	W	Minnesota	84-73(18)
2/7/55	L	@Minnesota	56-82(11)
1/14/57	W	Minnesota	85-73(19)
1/25/72	W	@Minnesota	50(6)-44(17)
2/10/73	L	Minnesota	78-80(5)
1/11/75	W	Minnesota	76-67(17)
1/29/77	L	@Minnesota	67-77(13)
2/10/77	L	Minnesota	65-91(8)
2/23/78	W	Minnesota (ot)	94-87(19)
1/7/82	W	Minnesota	49-47(6)
3/6/82	L	@Minnesota	75-87(8)
2/2/83	L	Minnesota (ot)	80-89(17)
2/12/83	W	@Minnesota	74-69(19)
1/20/90	L	@Minnesota	78-83(22)
3/10/90	W	Minnesota	93-83(19)
2/9/94	L	@Minnesota	73-79(23)
2/25/95	W	Minnesota	73-65(22)
1/18/97	L	Minnesota	67-73(7)
2/19/97	L	@Minnesota	48-60(2)
1/3/09	L	@Minnesota	59(24)-68(21)
2/7/09	W	Minnesota	64-58(19)

RANKED OSU TEAMS VS. MINNESOTA

Date	W/L	Site	OSU(#)-MSU(#)
1/28/50	W	@Minnesota	63(13)58(18)
3/5/60	W	@Minnesota	75(2)-66
1/21/61	W	Minnesota	75(1)-56
1/20/62	W	@Minnesota	90(1)-76
2/10/62	W	Minnesota	91(1)-66
1/5/63	W	Minnesota	78(5)-76
3/4/63	W	@Minnesota	85(5)-65
2/15/69	W	Minnesota	58(16)-41
3/2/71	W	Minnesota	84(13)-70
1/25/72	W	@Minnesota	50(6)-44(17)
1/18/79	W	Minnesota	83(16)-80
2/15/79	W	@Minnesota	74(17)-68
1/17/80	W	Minnesota (ot)	75(2)-70
2/14/80	L	@Minnesota	70(9)-74
2/1/89	L	@Minnesota	73(15)-76
1/24/91	W	@Minnesota	80(4)-70
2/23/91	W	Minnesota	63(2)-62
1/22/92	W	Minnesota	72(6)-69
3/14/92	W	@Minnesota	94(5)-63
3/4/00	W	@Minnesota	82(6)-72
2/4/06	W	Minnesota	67(20)-53
2/18/07	W	@Minnesota	85(2)-67
1/3/09	L	@Minnesota	59(24)-68(21)
1/31/10	W	Minnesota	85(20)-63
3/13/10	W	vs. Minnesota	90(5)-61
1/9/11	W	Minnesota	67(2)-64
2/6/11	W	@Minnesota	82(1)-69
2/14/12	W	@Minnesota	78(6)-68
2/20/13	W	Minnesota	71(18)-45
1/16/14	L	@Minnesota	53(11)-63
2/22/14	W	Minnesota	64(24)-46
1/6/15	W	@Minnesota	74(22)-72
1/20/18	W	vs. Minnesota	67(22)-49

(#) indicates AP ranking

2018-19 Ohio State Roster vs. Minnesota

No.	Player	Gms.	Mins.	Avg.	FG	FGA	FG%	3FG	FGA	3FG%	FT	FTA	FT%	Pts.	Avg.	Rebs.	Avg
0	Micah Potter	2	27	9.0	3	9	0.333	0	2	0.000	2	4	0.500	8	2.7	6	2.0
2	Musa Jallow	1	13	13.0	0	0	0.000	0	0	0.000	0	0	0.000	0	0.0	2	2.0
3	C.J. Jackson	3	64	21.3	6	20	0.300	4	12	0.300	2	3	0.667	18	6.0	10	3.3
24	Andre Wesson	3	45	15.0	2	5	0.400	1	3	0.333	6	7	0.857	11	3.7	3	1.0
25	Kyle Young	1	4	4.0	1	1	1.000	0	0	0.000	0	0	0.000	2	2.0	0	0.0
34	Kaleb Wesson	1	24	24.0	7	9	0.778	1	1	1.000	0	0	0.000	15	15.0	8	8.0

OHIO STATE VS. MINNESOTA

SERIES HISTORY WITH MINNESOTA

Date	W/L	OSU	UM	Site
1/27/04	L	18	31	H
2/20/05	L	25	27	H
2/3/17	L	24	25	A
2/12/17	L	16	19	H
1/28/24	W	33	29	H
3/1/24	L	38	41	A
2/2/25	W	32	20	A
2/14/25	W	26	20	H
1/22/27	W	32	20	H
1/29/27	W	33	31	A
2/4/28	W	42	40 (2ot)	A
2/25/28	W	46	37	H
1/25/30	W	30	19	H
2/1/30	L	26	29	A
2/21/31	L	21	22	H
3/9/31	L	24	31	A
1/14/33	W	43	28	H
2/4/33	W	24	23	A
1/20/34	W	28	24	A
2/3/34	L	39	41	H
2/1/36	L	21	42	H
2/10/36	W	44	28	A
1/16/37	W	23	22	H
2/6/37	L	14	31	A
2/4/39	W	31	30 (ot)	A
2/24/40	W	48	43	H
1/27/41	L	43	56	A
1/3/42	L	42	56	H
1/7/42	L	33	63	A
1/4/47	W	43	41	H
2/7/48	L	55	68	A
2/5/49	W	48	39	H
1/28/50	W	63	58	A
1/8/51	L	64	77	A
2/17/51	L	56	70	H
1/21/52	W	59	58	H
2/4/52	L	56	84	A
1/24/53	L	64	82	A
2/9/53	W	81	71	H
2/20/54	W	84	73	H
2/7/55	L	56	82	A
2/18/56	W	91	80	H
3/5/56	L	89	95	A
1/14/57	W	85	73	H
3/4/57	L	69	76	A
1/18/58	W	95	79	H
3/1/58	W	70	60	A
1/31/59	W	84	80	H
3/2/59	W	68	66	A
3/5/60	W	75	66	A
1/21/61	W	75	56	H
1/20/62	W	90	76	A
2/10/62	W	91	66	H
1/5/63	W	78	76	H
3/4/63	W	85	65	A
1/11/64	W	85	73	H
1/23/65	L	77	97	A
2/21/66	W	102	98	A
3/5/66	W	94	89	H
1/7/67	W	78	65	A
1/21/67	L	60	67	H
2/17/68	L	79	83	A
2/15/69	W	58	41	H
1/3/70	W	78	71	H
1/24/70	L	76	77	A
1/23/71	W	68	66	A
3/2/71	W	84	70	H
1/25/72	W	50	44	A
2/10/73	L	78	80	H
1/19/74	W	81	77	H
2/4/74	L	51	56	A
1/11/75	W	76	67	H
2/8/75	L	53	62	A
1/26/76	L	69	82	A
2/23/76	L	73	89	H
1/29/77	L	67	77	A
2/10/77	L	65	91	H
1/14/78	L	47	72	A
2/23/78	W	94	87 (ot)	H
1/18/79	W	83	80	H
2/15/79	W	74	68	A
1/17/80	W	75	70 (ot)	H
2/14/80	L	70	74	A
1/22/81	W	76	63	A
2/19/81	L	76	82	H
1/7/82	W	49	47	H
3/6/82	L	75	87	A
2/2/83	L	80	89 (2 ot)	H
2/12/83	W	74	69	A
2/4/84	L	61	83	A
2/9/84	W	73	62	H
1/31/85	W	76	62	H
3/2/85	W	78	77	A
1/30/86	L	65	70	A
3/2/86	W	68	55	H
1/21/87	W	93	78	A
2/21/87	W	88	73	H
1/23/88	W	85	76	A
3/2/88	W	77	74	H
2/1/89	L	73	76	A
3/11/89	L	70	78	H
1/20/90	L	78	83	A
3/10/90	W	93	83	H
1/24/91	W	80	70	A
2/23/91	W	63	62	H
1/22/92	W	72	69	H
3/14/92	W	94	63	A
3/10/93	W	69	58	H
2/9/94	L	73	79	A
1/18/95	L	61	81	A
2/25/95	W	73	65	H
1/20/96	L	50	56	H
2/21/96	L	57	60	A
1/18/97	L	67	73	H
2/19/97	L	48	60	A
1/24/98	L	53	76	A
**1/23/99*	*W*	*89*	*60*	*H*
**1/9/00*	*W*	*71*	*63*	*H*
3/4/00	W	82	72	A
**1/13/01*	*W*	*75*	*72*	*H*
**2/3/01*	*W*	*73*	*66*	*A*
**1/26/02*	*L*	*71*	*89*	*A*
2/5/03	W	73	68	H
1/17/04	W	73	62	H
2/25/04	W	70	59	A
1/19/05	L	56	60 (ot)	H
2/19/05	L	50	52	A
2/4/06	W	67	53	H
2/18/07	W	85	67	A
1/26/08	W	76	60	H
3/1/08	L	57	71	A
1/3/09	L	59	68	A
2/7/09	W	64	58	H
1/9/10	L	62	73	A
1/31/10	W	85	63	H
3/14/10	W	90	61	N
1/9/11	W	67	64	H
2/6/11	W	82	69	A
2/14/12	W	78	68	A
2/20/13	W	71	45	H
1/16/14	L	53	63	A
2/22/14	W	64	46	H
1/6/15	W	74	72	A
3/12/15	W	79	73	N
12/30/15	W	78	63	H
1/8/17	L	68	78	A
1/25/17	W	78	72	H
1/20/18	W	67	49	N

NOTE: Games in **Italic* vacated by NCAA.

Minnesota Series Records

Ohio State Team vs. Minnesota			OSU W/L	Score
FG	41 (89)	@Minnesota (2/21/66)	W	102-98
FGA	89 (41)	@Minnesota (2/21/66)	W	102-98
FG%	72.3 (34-27)	@Minnesota (1/22/81)	W	76-63
FT	35 (43)	@Minnesota (3/5/56)	L	95-89
FTA	43 (35)	@Minnesota (3/5/56)	L	95-89
FT%	1.00 (11-11)	Minnesota (1/11/75)	W	76-67
3 FG	9 (20)	Minnesota (2/4/06)	W	67-53
3 FGA	24 (8)	Minnesota (1/26/08)	W	76-60
3 FG%	54.5 (12-22)	@Minnesota (2/21/96)	L	60-57
OR	22	@Minnesota (2/6/11)	W	82-69
DR	33	Minnesota (12/30/15)	W	78-63
Rebs.	66	Minnesota (3/5/66)	W	94-89
PF	26	@Minnesota (1/8/2017)	L*	78-68
Pts.	102	@Minnesota (2/21/66)	W	102-98
Assists	24	Minnesota (12/30/15)	W	78-63
Blocks	9	@Minnesota (2/03/01)	W	73-66
Steals	14	@Minnesota (3/14/92)	W	94-63

Ohio State Individual vs. Minnesota				
FG	16 (28)	Bill Hosket (3/5/66)	W	94-89
FGA	28 (16)	Bill Hosket (3/5/66)	W	94-89
3 FGA	11 (5)	Jon Diebler (1/3/09)	L	68-59
3 FG	5 (6)	D'Angelo Russell (1/6/15)*	W	74-72
FT	14 (15)	Ken Johnson (2/03/01)	W	73-66
FTA	17 (12)	Don Kelley (3/5/56)	L	95-89
OR	8	Jared Sullinger (2/6/11)	W	82-69
DR	10	Trevor Thompson (1/8/2017)	L	78-68
Rebs.	20	Luke Witte (3/2/71)	W	84-70
Points	37	Tony Campbell (2/12/83)	W	74-69
Assists	13	JaQuan Lyle (12/30/15)	W	78-63
Blocks	8	Ken Johnson (3/4/00)	W	82-72
Steals	5	Jon Diebler (1/3/09)	L	68-59

Minnesota Team vs. Ohio State			OSU W/L	Score
FG	42 (90)	@Minnesota (1/23/65)	L	97-77
FGA	98 (30)	@Minnesota (1/8/51)	L	77-64
FG %	60 (30-50)	@Minnesota (1/26/02)	L	89-71
FT	31 (41)	@Minnesota (3/5/56)	W	95-89
FTA	41 (31)	@Minnesota (3/5/56)	W	95-89
FT %	92.8 (13-14)	Minnesota (2/21/87)	W	88-73
3 FG	11 (23)	@Minnesota (1/9/10)	I	73-62
3 FGA	36 (9)	Minnesota (2/5/03)	W	73-68
3 FG %	60.0 (9-15)	@Minnesota (1/26/02)	L	89-71
OR	24	@Minnesota (1/24/91)	W	80-70
DR	28	@Minnesota (2/19/05)	L	52-50
Rebs.	57	@Minnesota (1/23/65)	L	97-77
PF	30	Minnesota (2/21/87)	W	88-73
Pts.	98	@Minnesota (2/21/66)	W	102-98
Assists	26	Minnesota (2/19/81)	L	82-76
Blocks	12	@Minnesota (1/8/2017)	L	78-68
Steals	15	@Minnesota (1/18/95)	L	81-61

Minnesota Individual vs. Ohio State				
FG	18 (33)	Ron Johnson (1/31/59)	W	84-80
FGA	33 (18)	Ron Johnson (1/31/59)	W	84-80
3 FG	6 (10)	Blake Hoffarber (2/7/09)	W	64-58
3 FGA	12 (4)	Michael Bauer (2/5/03)	W	73-68
FT	12 (15)	Tom Kondla (2/17/68)	L	83-79
FTA	15 (12)	Tom Kondla (2/17/68)	L	83-79
OR	7	Richard Coffey (1/23/88)	W	85-76
DR	10	Vincent Grier (1/19/05)	L	60-56 ot
Reb.	18	Mel Northway (1/23/65)	L	97-77
Points	39	Ron Johnson (1/31/59)	W	84-80
Assists	11	Ray Williams (2/23/76)	L	89-73
Blocks	7	Jeff Hagen (2/19/05)	L	52-50
Steals	6	Mark Hall (2/19/81)	L	82-76

*Most recent

OHIO STATE VS. ILLINOIS

SERIES INFORMATION WITH ILLINOIS

Series ..... Illinois leads 102-72
Games at Ohio State ..... Ohio State leads 45-41
Games at Illinois ..... Illinois leads 60-26
Neutral Games ..... Series tied 1-1
Last Ohio State Win ..... 75-67 (2/4/18, Columbus)
Last Illinois Win ..... 75-70 (1/1/17, Champaign)
Longest Ohio State win streak 7 (1978-1980)
Longest OSU home win streak 6 (1967-1973)
Longest OSU away win streak 4 (1977-80)
Longest Illinois win streak 12 (1950-1956)
Longest Illinois home win streak 12 (1947-59)
Longest Illinois away win streak 6 (1993-1998)
Current Series Streak ..... Ohio State W-1
Ranked OSU teams vs. Illinois 27-11
OSU vs. ranked Illinois teams 10-36
OSU record when both teams are ranked 5-6

WHEN OSU SCORES....

	OSU Record				OSU Record		
	W	L	Pct.		W	L	Pct.
100+	5	0	1.000				
90-99	6	0	1.000	90+	11	0	1.000
80-89	10	5	0.667	80+	21	5	0.808
70-79	18	25	0.419	70+	39	30	0.565
60-69	18	24	0.429	60+	57	54	0.514
50-59	5	14	0.263	50+	62	68	0.477
40-49	3	8	0.273	40+	65	76	0.461
39 or fewer	12	29	0.293				
Total (182)	**77**	**105**	**0.423**				

ILLINOIS SERIES SCORING ANALYSIS

Points (Gms.)	OSU	ILL	Margin	OSU Rcd.
All Games (182)	10,885	11,298	-413	77-105
Avg.	59.8	62.1	-2.3	
OSU Wins (77)	5,209	4,402	807	
Avg.	67.6	57.2	10.5	
OSU Losses (105)	5,676	6,896	-1,220	
Avg.	54.1	65.7	-11.6	
In Columbus (89)	5,530	5,285	245	48-41
Avg.	62.1	59.4	2.8	
Home Wins (48)	3,332	2,753	579	
Avg.	69.4	57.4	12.1	
Home Losses (41)	2,191	2,528	-337	
Avg.	53.4	61.7	-8.2	
In Champaign (89)	5,038	5,693	-655	27-62
Avg.	56.0	63.3	-7.3	
Away Wins (27)	1,663	1,461	202	
Avg.	61.6	54.1	7.5	
Away Losses (62)	3,375	4,232	-857	
Avg.	53.6	67.2	-13.6	
Neutral Site (4)	317	320	-3	2-2
Avg.	79.25	80	-1	
Neutral Wins (2)	182	169	13	
Avg.	91	84.5	6.5	
Neutral Losses (2)	135	151	-16	
Avg.	67.5	75.5	-8	

Note: Includes statistics from eight (5-3) vacated games from 1999-2002

Wed., Dec. 5, 2018
United Center (23,500)
Chicago
7 p.m., BTN

Thursday, Feb. 14, 2019
Value City Arena (18,809)
Columbus, Ohio
7 p.m., ESPN/2

GENERAL INFORMATION

Location (Enrollment) ..... Urbana-Champaign, Ill. (44,880)
Colors ..... Orange and Blue
Conference ..... Big Ten
Nickname ..... Fighting Illini
Arena (Capacity) ..... State Farm Center (15,554)
Athletics Director ..... Josh Whitman

BASKETBALL INFORMATION

Head Coach ..... Brad Underwood
Alma Mater ..... Kansas State, 1986
Record at Illinois (Yrs.) ..... 14-18 (1 yr.)
Career Record (Yrs.) ..... 123-45 (5 yrs.)

SPORTS INFORMATION

Basketball SID ..... Derrick Burson
Office Phone 217-333-0933
SID E-mail ..... burson@illinois.edu
Press Row Phone 217-333-1227
Website ..... fightingillini.com
Credentials ..... www.fightingillini.com/media

OSU VS. RANKED ILLINOIS TEAMS

Date	W/L	Site	OSU(#)-ILL(#)
2/12/49	L	@Illinois	49 (18)-64 (4)
2/12/51	L	@Illinois	59-79 (16)
2/24/51	L	Illinois	69-89 (10)
2/2/52	L	Illinois	62-66 (3)
2/16/52	L	@Illinois	53-80 (6)
12/27/53	L	@Illinois	62-87 (2)
3/7/53	L	Illinois	74-93 (10)
1/11/54	L	@Illinois	76-90 (15)
1/16/54	L	Illinois	78-82 (19)
1/15/55	L	Illinois	78-86 (7)
2/26/55	L	@Illinois	77-85 (13)
2/10/56	L	@Illinois	64-111 (6)
2/25/56	W	Illinois	87-84 (2)
2/4/57	L	@Illinois	89 (11)-96 (7)
1/4/60	W	Illinois	97 (5)-73 (8)
2/15/60	W	@Illinois	109 (4)-81 (20)
1/7/63	L	@Illinois	78 (4)-90 (3)
1/28/69	W	Illinois	76 (12)-67 (7)
2/18/69	L	@Illinois	57 (10)-73 (19)
2/5/81	L	@Illinois	63-82 (18)
2/14/81	L	Illinois	57-63 (17)
1/14/84	L	Illinois	53-55 (9)
3/1/84	L	@Illinois	58-73 (6)
1/23/85	L	@Illinois	66-84 (6)
2/23/85	W	Illinois	72-64 (16)
2/2/87	L	Illinois	65-82 (12)
2/25/87	L	@Illinois	70-93 (14)
2/4/88	W	Illinois	64-60 (17)
2/9/89	L	@Illinois	60 (16)-62 (7)
2/26/89	L	Illinois	71-94 (10)
1/27/90	L	@Illinois	81-92 (10)
2/26/90	W	Illinois	86-80 (19)
1/4/97	L	Illinois	64-72 (15)
3/5/97	L	@Illinois	83-90 (24)
2/9/03	L	@Illinois	57-76 (16)
3/16/03	L	vs. Illinois	59-72 (13)
1/7/04	L	@Illinois	63-85 (19)
3/7/04	L	Illinois	63-64 (18)
1/5/05	L	@Illinois	65-84 (1)
3/6/05	W	Illinois	65-64 (1)
2/12/06	W	Illinois	69(19)-53(10)
1/20/09	L	@Illinois	49-67(25)
2/22/09	L	Illinois	68-70(18)
1/22/11	W	@Illinois	73(1)-68(23)
1/5/13	L	@Illinois	55(8)-74(11)

RANKED OSU TEAMS VS. ILLINOIS

Date	W/L	Site	OSU(#)-ILL(#)
2/12/49	L	@Illinois	49 (18)-64 (4)
1/21/50	L	@Illinois	50 (11)-66
2/4/57	L	@Illinois	89 (11)-96 (7)
1/4/60	W	Illinois	97 (5)73 (8)
2/15/60	W	@Illinois	109 (4)-81 (20)
1/7/61	W	Illinois	91 (1)-65
3/11/61	W	@Illinois	95 (1)-66
2/24/62	W	Illinois	102 (1)-79
1/7/63	L	@Illinois	78 (4)-90 (3)
1/28/69	W	Illinois	76 (12)-67 (7)
2/18/69	L	@Illinois	57 (10)-73 (19)
2/19/72	L	@Illinois	62 (8)-64
2/29/72	W	Illinois	103 (14)-70
2/22/79	W	Illinois	73 (14)-55
1/24/80	W	@Illinois	79 (4)-76
2/16/80	W	Illinois	71 (9)-57
1/15/83	L	@Illinois	55 (20)-63
3/3/83	L	Illinois (ot)	73 (14)-74
2/9/89	L	@Illinois	60 (16)-62 (7)
1/19/91	W	Illinois	89 (4)-55
2/20/91	W	@Illinois	73 (2)-64
1/30/92	W	@Illinois	74 (10)-72
3/11/92	W	Illinois	82 (5)-70
2/12/06	W	Illinois	69(19)-53(10)
1/6/07	W	@Illinois	62(6)-44
2/14/10	W	@Illinois	72(13)-53
3/2/10	W	Illinois	73(6)-57
3/13/10	W	vs. Illinois	88(5)-81
1/22/11	W	@Illinois	73(1)-68(23)
2/22/11	W	Illinois	89(2)-70
1/10/12	L	@Illinois	74(5)-79
2/21/12	W	Illinois	83(8)-67
1/5/13	L	@Illinois	55(8)-74(11)
3/10/13	W	Illinois	68(14)-55
1/23/14	W	Illinois	62(17)-55
2/15/14	W	@Illinois	48(22)-39
1/3/15	W	Illinois	77(20)-61
2/4/18	W	Illinois	75(17)-67

(#) indicates *AP* ranking

2018-19 Ohio State Roster vs. Illinois

No.	Player	Gms.	Mins.	Avg.	FG	FGA	FG%	3FG	FGA	3FG%	FT	FTA	FT%	Pts.	Avg.	Rebs.	Avg
0	Micah Potter	2	18	9.0	2	4	0.500	1	2	0.500	0	1	0.000	5	2.5	1	0.5
2	Musa Jallow	1	13	13.0	0	0	0.000	0	0	0.000	0	0	0.000	0	0.0	1	1.0
3	C.J. Jackson	2	41	20.5	2	12	0.167	0	5	0.000	5	7	0.714	9	4.5	7	3.5
24	Andre Wesson	1	26	26.0	1	1	1.000	0	0	0.000	0	0	0.000	2	2.0	1	1.0
25	Kyle Young	1	1	1.0	0	0	0.000	0	0	0.000	0	0	0.000	0	0.0	0	0.0
34	Kaleb Wesson	1	23	23.0	3	6	0.500	0	1	0.000	4	4	1.000	10	10.0	10	10.0

OHIO STATE VS. ILLINOIS

SERIES HISTORY WITH ILLINOIS

Date	W/L	OSU	UI	Site
1/23/15	L	17	24	A
3/1/15	L	19	26	H
1/15/16	L	10	21	A
3/6/16	L	22	28	H
1/8/17	L	14	38	H
2/5/17	L	21	34	A
2/11/18	L	21	35	A
2/18/18	L	23	26	H
1/20/19	L	20	25	A
2/24/19	W	32	15	H
1/12/20	L	22	40	A
2/9/20	L	27	35	H
2/8/21	L	11	46	A
2/28/21	L	32	35	H
1/14/22	L	36	48	H
2/20/22	L	22	41	A
1/8/23	L	31	36	H
3/5/23	L	21	36	A
1/12/24	L	24	27	H
2/11/24	W	25	22	A
1/26/26	W	30	18	H
2/13/26	L	31	35	A
1/18/27	W	29	28	H
2/7/27	L	30	43	A
1/12/29	W	27	22	H
2/16/29	W	35	30	A
1/6/30	L	15	19	A
2/17/30	L	16	26	H
1/5/32	W	29	28	A
2/13/32	W	29	26	H
1/16/33	W	33	22	H
2/13/33	W	31	29 (ot)	A
1/12/35	L	23	44	H
2/18/35	L	36	43	A
1/13/36	W	18	13	A
2/29/36	L	29	30	H
1/22/38	W	46	26	H
2/19/38	L	34	42	A
1/16/39	L	31	45	A
1/13/40	W	37	31	H
2/24/41	L	36	53	A
1/12/42	L	49	58	H
2/21/42	L	31	44	A
2/6/43	L	48	60	H
2/8/43	L	44	50	H
2/18/44	W	52	41	A
2/19/44	W	54	53	A
2/16/45	L	41	56	A
2/23/45	W	60	44	H
12/15/45	W	50	46	A
1/12/46	W	41	35	H
1/13/47	L	42	61	A
2/1/47	L	58	59	H
1/10/48	L	58	61	A
2/14/48	W	57	50	H
1/10/49	L	63	64	H
2/12/49	L	49	64	A
1/7/50	W	83	62	H
1/21/50	L	50	66	A
2/12/51	L	59	79	A
2/24/51	L	69	89	H
2/2/52	L	62	66	H
2/16/52	L	53	80	A
12/27/52	L	62	87	A
3/7/53	L	74	93	H
1/11/54	L	76	90	A
1/16//54	L	78	82	H
1/15/55	L	78	86	H
2/26/55	L	77	85	A
2/10/56	L	64	111	A
2/25/56	W	87	84	H
2/4/57	L	89	86	A
2/25/57	L	72	79	H
2/3/58	W	78	70	H
1/3/59	L	80	81	A
1/4/60	W	97	73	H
2/15/60	W	109	81	A
1/7/61	W	91	65	H
3/11/61	W	95	66	A
2/24/62	W	102	79	H
1/7/63	L	78	90	A
2/10/64	W	110	92	H
3/2/64	W	86	74	A
2/8/65	L	71	86	H
2/16/65	L	72	95	A
2/5/66	L	77	78	A
3/6/67	W	100	79	H
2/26/68	W	95	75	H
3/4/68	W	67	64	A
1/28/69	W	76	67	H
2/18/69	L	57	73	A
1/10/70	L	59	77	A
2/13/71	W	92	72	H
2/19/72	L	62	64	A
2/29/72	W	103	70	H
2/17/73	L	68	79	A
3/3/73	W	65	64	H
1/5/74	L	73	75	H
3/9/74	W	79	78	A
1/25/75	L	62	66	H
2/22/75	L	78	83 (ot)	A
1/19/76	W	64	63	H
2/16/76	L	73	91	A
1/6/77	L	72	89	H
2/19/77	W	64	60	A
1/30/78	W	87	84	A
2/4/78	W	70	65	H
1/13/79	W	69	66 (ot)	A
2/22/79	W	73	55	H
1/24/80	W	79	76	A
2/16/80	W	71	57	H
2/5/81	L	63	82	A
2/14/81	L	57	63	H
1/14/82	W	51	50 (2 ot)	A
2/27/82	W	63	53	H
1/15/83	L	53	63	A
3/3/83	L	73	74 (ot)	H
1/14/84	L	53	55	H
3/1/84	L	58	73	A
1/23/85	L	66	84	A
2/23/85	W	72	64	H
1/23/86	L	65	67	H
2/22/86	L	62	66	A
2/2/87	L	65	82	H
2/25/87	L	70	93	A
2/4/88	W	64	60	H
2/17/88	L	86	118	A
2/9/89	L	60	62	A
2/26/89	L	71	94	H
1/27/90	L	81	92	A
2/26/90	W	86	80	H
1/19/91	W	89	55	H
2/20/91	W	73	64	A
1/30/92	W	74	72	A
3/11/92	W	82	70	H
1/30/93	L	76	86	H
3/6/93	L	73	85	A
1/15/94	L	75	83	H
2/15/94	L	68	80	A
1/4/95	L	70	79	A
3/11/95	L	63	82	H
1/24/96	L	46	77	A
2/17/96	L	67	76	H
1/4/97	L	64	72	H
3/5/97	L	83	90	A
1/28/98	L	62	66	H
**1/30/99*	*W*	*64*	*61*	*A*
**3/6/99*	*L*	*77*	*79*	*N*
**1/6/00*	*L*	*77*	*80*	*A*
**2/27/00*	*W*	*64*	*51*	*H*
**1/6/01*	*L*	*68*	*83*	*A*
**2/22/01*	*W*	*63*	*61*	*H*
**1/29/02*	*W*	*78*	*67*	*H*
**3/9/02*	*W*	*94*	*88*	*N*
2/9/03	L	57	76	A
3/16/03	L	58	72	N
1/7/04	L	63	85	A
3/7/04	L	63	64	H
1/5/05	L	65	84	A
3/6/05	W	65	64	H
2/12/06	W	69	53	H
1/6/07	W	62	44	A
1/3/08	W	74	58	A
1/22/08	W	64	58	H
1/20/09	L	49	67	A
2/22/09	L	68	70	H
2/14/10	W	72	53	A
3/2/10	W	73	57	H
3/13/10	W	88	81	N
1/22/11	W	73	68	A
2/22/11	W	89	70	H
1/10/12	L	74	79	A
2/21/12	W	83	67	H
1/5/13	L	55	74	A
3/10/13	W	68	55	H
1/23/14	W	62	55	H
2/15/14	W	48	39	A
1/3/15	W	77	61	H
1/3/16	W	75	73	H
1/28/16	W	68	63(ot)	A
1/1/17	L	70	75	A
2.4.18	W	75	67	H

NOTE: Games in **Italic* vacated by NCAA.

Illinois Series Records

Ohio State Team vs. Illinois			OSU W/L	Score
FG	46 (90)	Illinois (2/24/62)	W	102-79
FGA	95 (31)	Illinois (2/3/58)	W	78-70
FG%	65.3 (32-49)	Illinois (2/12/12)	W	95-75
FT	35 (45)	Illinois (2/25/56)	W	87-84
FTA	45 (35)	Illinois (2/25/56)	W	87-84
FT %	100.0 (10-10)	@ Illinois (2/17/73)	L	79-68
3 FG	10 (21)	@ Illinois (1/5/05)	L	84-65
3 FGA	29 (9)	@ Illinois (1/6/07)	W	62-44
3 FG %	56.5 (13-23)	Illinois (2/12/06)	W	69-53
OR	23	Illinois (2/26/89)	L	94-71
DR	36	@ Illinois (1/6/07)	W	62-44
Rebs.	67	Illinois (1/4/60)	W	97-73
PF	29	Illinois (1/15/94)	L	83-75
Pts.	110	Illinois (2/10/64)	W	110-92
Assists	25	Illinois (2/22/75)	L	83-78
Blocks	11	@ Illinois (1/24/80)	W	79-76
Steals	16	Illinois (1/19/91)	W	89-55

Illinois Team vs. Ohio State			OSU W/L	Score
FG	46 (69)	@ Illinois (2/17/88)	L	118-86
FGA	96 (41)	@ Illinois (2/10/56)	L	111-64
FG%	67.3 (33-49)	Illinois (1/6/77)	L	89-72
FT	34 (40)	@ Illinois (3/5/97)	L	90-83
FTA	46 (34)	@ Illinois (2/19/72)	L	64-62
FT%	88.8 (16-18)	@ Illinois (1/21/1950)	L	66-50
3 FG	12 (28)	@ Illinois (2/9/03)	L	76-57
3 FGA	28 (12)	@ Illinois(2/9/03)	L	76-57
3FG%	61.1 (11-18)	@ Illinois (1/10/12)	W	73-68
OR	25	@ Illinois (1/4/95)	L	79-70
DR	33	@ Illinois (1/6/07)	W	62-44
Rebs.	70	@ Illinois (2/16/65)	L	95-72
PF	32	@ Illinois (1/30/78)	W	87-84
Pts.	118	@ Illinois (2/17/88)	L	118-86
Assists	30	Illinois (2/22/75)	L	83-78
Blocks	9	@ Illinois (1/6/01)	L	83-68
Steals	16	@ Illinois (1/24/96)	L	77-46

Ohio State Individual vs. Illinois				
FG	17 (28)	Gary Bradds (2/10/64)	W	110-92
FGA	33 (13)	Gary Bradds (1/7/63)	L	90-78
3FG	6 (12)	Je'Kel Foster (2/12/06)	W	69-53
3FGA	10 (4)	Jon Diebler (2/22/09)	L	68-70
FT	16 (18)	Brent Darby (1/29/02)	W	78-67
FTA	19 (14)	Marc Loving (1/3/16)	W	75-73
OR	8	Granville Waiters (1/15/83)	L	63-55
DR	12	Terence Dials (2/12/06)	W	69-53
Rebs.	25	Jerry Lucas (1/4/60)	W	97-73
Points	49	Gary Bradds (2/10/64)	W	110-92
Assists	10	Mark Bayless (1/19/76)	W	64-63
Blocks	7	Herb Williams (1/24/80)	W	79-76
Steals	6	David Lighty (2/22/11)*	W	89-70

Illinois Individual vs. Ohio State				
FG	15 (22)	Nick Anderson (2/26/89)	L	94-71
FGA	29 (11)	Bon Salle (2/25/56)	W	87-84
FT	19 (22)	Deon Thomas (2/15/94)	L	80-68
FTA	22 (19)	Deon Thomas (2/15/94)	L	80-68
3FG	8 (10)	Brandon Paul (1/10/12)	L	74-79
3FGA	11 (5)	Kevin Turner (1/28/98)	L	66-62
OR	7	R. Alexander (1/22/08)	W	64-58
DR	11	James Augustine (2/12/06)	W	69-53
Rebs.	23	Bon Salle (2/25/56)	W	87-84
Points	43	Brandon Paul (1/10/12)	L	74-79
Assists	11	Brooks Taylor (1/30/92)	W	74-72
Blocks	5	Lowell Hamilton (2/25/87)	L	93-70
Steals	5	Calvin Brock (1/20/09)	L	67-49

OHIO STATE VS. MICHIGAN STATE

SERIES INFORMATION WITH MICHIGAN STATE

Series ..... MSU leads 68-57
Games at Ohio State ..... OSU leads 37-23
Games at Michigan State ..... MSU leads 41-17
Neutral Games ..... MSU leads 4-3
Last OSU Win ..... 80-64 (1/7/18, Columbus)
Last MSU Win ..... 74-66 (2/14/17, East Lansing)
Longest OSU win streak 6 (1960-63)
Longest OSU home win streak 15 (1910-1963)
Longest OSU away win streak 3 (1960-62)
Longest MSU win streak 14 (1973-80)
Longest MSU home win streak 9 (1973-1981)
Longest MSU away win streak 6 (1974-79)
Current Series Streak ..... OSU W-1
Ranked OSU teams vs. MSU 22-13
OSU vs. ranked MSU teams 10-22
OSU when both teams are ranked 7-8

WHEN OSU SCORES....

	OSU Record				OSU Record		
	W	L	Pct.		W	L	Pct.
100+	2	0	1.000				
90-99	7	3	0.700	90+	9	3	0.750
80-89	16	10	0.615	80+	25	13	0.658
70-79	15	17	0.469	70+	40	27	0.597
60-69	11	23	0.324	60+	51	53	0.490
50-59	6	16	0.273	50+	57	69	0.452
40-49	1	3	0.250	40+	58	72	0.446
39 or fewer	1	1	0.500				
Total (132)	**59**	**73**	**0.447**				

MICHIGAN STATE SERIES SCORING ANALYSIS

Points (Gms.)	OSU	MSU	Mar.	OSU Rcd.
All Games (132)	9,362	9,222	140	59-73
Avg.	70.9	69.9	1.1	
OSU Wins (59)	4,409	3,642	767	
Avg.	74.7	61.7	13.0	
OSU Losses (73)	4,953	5,580	-627	
Avg.	67.8	76.4	-8.6	
In Columbus (63)	4,532	4,242	290	39-24
Avg.	71.9	67.3	4.6	
Home Wins (39)	2,912	2,374	538	
Avg.	74.7	60.9	13.8	
Home Losses (24)	1,620	1,868	-248	
Avg.	67.5	77.8	-10.3	
In E. Lansing (62)	4,360	4,533	-173	17-45
Avg.	70.3	73.1	-2.8	
Away Wins (17)	1,299	1,086	213	
Avg.	76.4	63.9	12.5	
Away Losses (45)	3,061	3,447	-386	
Avg.	68.0	76.6	-8.6	
Neutral Site (7)	470.0	447.0	23	3-4
Avg.	67.1	63.9	3.3	
Neutral Wins (3)	198.0	182.0	16	
Avg.	66.0	60.7	5.3	
Neutral Losses (4)	272.0	265.0	7	
Avg.	68.0	66.3	1.8	

Note: Includes statistics from seven (2-5) vacated games from 1999-2002

Saturday, Jan. 5, 2019
Breslin Center (14,997)
East Lansing, Michigan
Noon, FOX

GENERAL INFORMATION

Location (Enrollment) ..... East Lansing, Mich. (48,800)
Colors ..... Green and White
Conference ..... Big Ten
Nickname ..... Spartans
Arena (capacity) ..... Breslin Center (14,797)
Athletics Director .....

BASKETBALL INFORMATION

Head Coach ..... Tom Izzo
Alma Mater ..... Northern Michigan, 1977
Record at MSU (Yrs.) ..... 574-225 (24 yrs.)
Career Record (Yrs.) ..... 574-225 (24 yrs.)

SPORTS INFORMATION

Basketball SID ..... Mex Carey
Office Phone 517-884-0033
SID E-mail ..... carey@ath.msu.edu
Press Row Phone 517-353-1626
Website ..... msuspartans.com
Credentials ..... www.msuspartans.com/mbballcredentials

OSU VS. RANKED MICHIGAN STATE TEAMS

Date	W/L	Site	OSU(#)-MSU(#)
1/4/58	W	Michigan State	70-56 (8)
1/19/59	L	@Michigan State	77-92 (8)
1/28/78	L	Michigan State	60-70 (7)
2/18/78	L	@Michigan State	74-79 (10)
2/1/79	L	@Michigan State	79 (7)-84 (15)
2/10/79	L	Michigan State	57 (13)-73 (10)
3/8/86	L	@Michigan State	81-91 (19)
2/10/90	L	Michigan State	75-84 (23)
1/7/92	W	Michigan State	62 (7)-46 (9)
2/29/92	W	@Michigan State	78 (8)-65 (12)
1/13/93	L	Michigan State	60 (21)-77 (23)
2/4/95	L	Michigan State	58-67 (9)
2/4/98	L	Michigan State	58-84 (16)
1/15/06	L	Michigan State	59(19)-62(14)
2/22/06	W	@Michigan State	79(13)-68(18)
1/15/08	L	@Michigan State	60-66(11)
3/9/08	W	Michigan State	63-54(17)
3/14/08	L	vs. Michigan State	60-67(19)
1/6/09	L	@Michigan State	58-67(8)
1/25/09	L	Michigan State	67-78(7)
3/14/09	W	vs. Michigan State	82-70(7)
2/21/10	W	@Michigan State	74(9)-67(11)
2/11/12	L	Michigan State	48(3)-58(11)
3/4/12	W	@Michigan State	72(10)-70(5)
3/11/12	L	vs. Michigan State	64(7)-68(8)
1/19/13	L	@Michigan State	56(11)-59(18)
2/24/13	W	Michigan State	68(18)-60(4)
3/16/13	W	vs. Michigan State	61(10)-58(8)
1/12/14	L	@ Michigan State	68(3)-72(5)-OT
3/9/14	W	Michigan State	69-67(22)
2/23/16	L	Michigan State	61-82(6)
3/5/16	L	@Michigan State	76-91(2)
3/11/16	L	vs. Michigan State	54-81(2)
1/7/18	W	Michigan State	80-64(1)

RANKED OSU TEAMS VS. MICHIGAN STATE

Date	W/L	Site	OSU(#)-MSU(#)
2/28/49	W	Michigan State	70 (18)-51
2/11/50	W	Michigan State	87 (4)-43
1/19/57	W	Michigan State	70 (17)-51
1/28/57	L	@Michigan State	64 (12)-73
1/30/60	W	Michigan State	111 (5)-79
2/20/60	W	@Michigan State	84 (4)-83
2/11/61	W	@Michigan State	83 (1)-68
3/4/61	W	Michigan State	91 (1)-83
2/17/62	W	@Michigan State	80 (1)-72
2/18/63	W	Michigan State	87 (9)-77
2/1/79	L	@Michigan State (ot)	79(7)-84 (15)
2/10/79	L	Michigan State	57 (13)-73 (10)
1/31/80	L	@Michigan State	54 (6)-74
2/9/80	W	Michigan State	71 (13)-59
2/24/83	L	@Michigan State (3ot)	94(15)-101
1/14/89	W	@Michigan State	83 (18)-81
2/11/89	W	Michigan State	81 (16)-75
1/31/91	L	@Michigan State	61 (3)-75
3/3/91	W	Michigan State	65 (2)-64
1/7/92	W	Michigan State	62 (7)-46 (9)
2/29/92	W	@Michigan State	78 (8)-65 (12)
1/13/93	L	Michigan State	60 (21)-77 (23)
1/15/06	L	Michigan State	59(19)-62(14)
2/22/06	W	@Michigan State	79(13)-68(18)
1/27/07	W	Michigan State	66(5)-64
2/3/07	W	@ Michigan State	63(4)-54
2/21/10	W	@Michigan State	74(9)-67(11)
2/15/11	W	Michigan State	71(2)-61
2/11/12	L	Michigan State	48(3)-58(11)
3/4/12	W	@Michigan State	72(10)-70(5)
3/11/12	L	vs. Michigan State	64(7)-68(8)
1/19/13	L	@Michigan State	56(11)-59(18)
2/24/13	W	Michigan State	68(18)-60(4)
3/16/13	W	vs. Michigan State	61(10)-58(8)
1/12/14	L	@ Michigan State	68(3)-72(5)-OT
2/14/15	L	@Michigan State	56(23)-59

(#) indicates AP ranking

2018-19 Ohio State Roster vs. Michigan State

No.	Player	Gms.	Mins.	Avg.	FG	FGA	FG%	3FG	FGA	3FG%	FT	FTA	FT%	Pts.	Avg.	Rebs.	Avg
0	Micah Potter	3	32	10.7	3	8	0.375	1	5	0.200	1	2	0.500	8	2.7	3	1.0
2	Musa Jallow	1	4	4.0	0	0	0.000	0	0	0.000	0	0	0.000	0	0.0	2	2.0
3	C.J. Jackson	3	71	23.7	11	22	0.500	3	8	0.375	0	3	0.000	25	8.3	13	4.3
24	Andre Wesson	3	29	9.7	1	4	0.250	1	4	0.250	0	0	0.000	3	1.0	3	1.0
25	Kyle Young	1	12	12.0	0	2	0.000	0	1	0.000	0	0	0.000	0	0.0	0	0.0
34	Kaleb Wesson	1	27	27.0	4	9	0.444	0	0	0.000	0	1	0.000	8	8.0	4	4.0

OHIO STATE VS. MICHIGAN STATE

SERIES HISTORY WITH MICHIGAN STATE

Date	W/L	OSU	MSU	Site
3/5/10	W	34	13	H
2/11/11	W	42	12	H
12/21/40	L	38	46	A
12/9/44	W	58	31	H
12/28/44	W	67	31	A
12/27/45	W	62	42	H
2/16/46	L	41	64	A
2/15/47	W	58	46	A
2/21/48	W	72	50	A
2/28/49	W	70	51	H
2/11/50	W	87	43	H
1/27/51	W	58	49	H
2/9/52	L	52	70	A
1/3/53	L	57	68	A
2/7/53	W	73	62	H
1/23/54	L	76	83	A
1/3/55	W	83	76	H
1/28/56	L	91	94	A
3/3/56	W	96	84	H
1/19/57	W	70	51	H
1/28/57	L	64	73	A
1/4/58	W	70	56	H
1/19/59	L	77	92	A
1/30/60	W	111	79	H
2/20/60	W	84	83	A
2/11/61	W	83	68	A
3/4/61	W	91	83	H
2/17/62	W	80	72	A
2/18/63	W	87	77	H
1/27/64	L	99	102	A
3/7/64	L	80	81	H
2/22/65	W	101	90	H
3/6/65	W	97	75	A
1/15/66	L	64	80	A
2/28/66	L	79	98	H
2/20/67	W	80	64	H
2/27/67	L	63	74	A
2/10/68	W	90	62	H
3/1/69	L	72	85	A
2/10/70	W	89	66	A
2/28/70	L	80	82	H
1/30/71	L	70	82	H
2/6/71	W	87	76	A
3/7/72	W	92	73	H
2/26/73	L	83	87	A
1/12/74	L	75	83	A
2/11/74	L	67	75 (ot)	H
1/6/75	L	84	88	A
2/3/75	L	83	101	H
1/10/76	L	82	92	A
2/7/76	L	82	83 (ot)	H
2/12/77	L	57	71	H
2/28/77	L	79	80	A
1/28/78	L	60	70	H
2/18/78	L	74	79	A
2/1/79	L	79	84 (ot)	A
2/10/79	L	57	73	H
1/31/80	L	54	74	A
2/9/80	W	71	59	H
1/31/81	L	54	60	A
2/7/81	W	73	61	H
2/4/82	W	50	49 (ot)	H
2/13/82	W	51	46	A
1/22/83	W	74	69	H
2/24/83	L	94	101(3 ot)	A
1/21/84	W	82	68	A
2/22/84	W	86	70	H
1/3/85	L	79	82	A
3/9/85	W	90	79	H
1/2/86	W	84	73	H
3/8/86	L	81	91	A
1/10/87	L	80	90	A
2/9/87	W	90	72	H
2/1/88	L	64	76	A
2/27/88	L	77	78 (ot)	H
1/14/89	W	83	81	A
2/11/89	W	81	75	H
1/11/90	L	68	78	A
2/10/90	L	75	84	H
1/31/91	L	61	75	A
3/3/91	W	65	64	H
1/7/92	W	62	46	H
2/29/92	W	78	65	A
1/13/93	L	60	77	H
2/13/93	L	66	81	A
1/26/94	L	71	77	H
2/26/94	L	60	75	A
2/4/95	L	58	67	H
2/7/96	L	41	55	A
1/11/97	L	66	69	H
2/26/97	L	66	67	A
2/4/98	L	58	84	H
**1/27/99*	*L*	*76*	*71*	*A*
**1/20/00*	*W*	*78*	*67*	*H*
**2/15/00*	*L*	*83*	*72*	*A*
**1/21/01*	*L*	*56*	*71*	*A*
**1/27/01*	*W*	*64*	*55*	*H*
**2/10/02*	*L*	*64*	*67*	*A*
**2/26/02*	*L*	*76*	*81*	*H*
1/9/03	L	55	66	A
3/8/03	L	58	72	H
3/15/03	W	55	54	N
2/7/04	L	70	84	H
2/9/05	L	69	83	A
1/15/06	L	59	62	H
2/22/06	W	79	68	A
1/27/07	W	66	64	H
2/3/07	W	63	54	A
1/15/08	L	60	66	A
3/9/08	W	63	54	H
3/14/08	L	60	67	N
1/6/09	L	58	67	A
1/25/09	L	67	78	H
3/14/09	W	82	70	N
2/21/10	W	74	67	A
2/15/11	W	71	61	H
2/7/12	L	48	58	H
3/4/12	W	72	70	A
3/11/12	L	64	68	N
1/19/13	L	56	59	A
2/24/13	W	68	60	H
3/16/13	W	61	58	N
1/14/14	L	68	72 (ot)	A
3/9/14	W	69	67	H
2/14/15	L	56	59	A
3/13/15	L	67	76	N
2/23/16	L	61	82	H
3/5/16	L	76	91	A
3/11/16	L	54	76	N
1/15/17	W	72	67	H
2/14/17	L	66	74	A
1/7/18	W	80	64	H

NOTE: Games in **Italic* vacated by NCAA.

Michigan State Series Records

Ohio State Team vs. Michigan State			OSU W/L	Score
FG	49 (85)	Michigan St. (1/30/60)	W	111-79
FGA	85 (49)	Michigan St. (1/30/60)	W	111-79
FG %	68.5 (37-54)	@Michigan St. (2/10/70)	W	89-66
3 FG	11 (23)	@ Michigan St. (3/5/16)	L	91-76
3 FGA	29 (7)	Michigan St. (1/15/06)	L	67-60
3 FG %	56.3 (9-16)	vs. Michigan St. (3/14/09)	L	84-70
FT	34 (45)	@ Michigan St. (1/21/84)	W	82-68
FTA	45 (34)	@ Michigan St. (1/21/84)	W	82-68
FT %	91.7 (11-12)	@ Michigan St. (2/13/82)	W	51-46
OR	19	Michigan St. (2/27/88)	L	78-77
DR	27*	@ Michigan St. (1/12/13)	L-ot	72-68
Rebs.	64	Michigan St. (3/7/64)	L	81-80
PF	27	Michigan St. (2/28/77)	L	80-79
Pts.	111	Michigan St. (1/30/60)	W	111-79
Assists	31	Michigan St. (1/6/75)	L	88-84
Blocks	9	@ Michigan St. (1/6/09)	L	68-57
Steals	12	Michigan St. (2/22/84)	W	86-70

Ohio State Individual vs. Michigan State				
FG	19 (26)	Jerry Lucas (2/11/61)	W	83-68
FGA	31 (16)	Robin Freeman (1/3/55)	W	83-76
3 FG	6 (11)	Deshaun Thomas (1/13/13)	L	56-59
3 FGA	11 (6)	Deshaun Thomas (1/13/13)	L	56-59
FT	18 (20)	Gary Bradds (1/27/64)	L	102-99
FTA	20 (18)	Gary Bradds (1/27/64)	L	102-99
OR	7	Greg Oden (2/3/07)	W	63-54
DR	9	Je'Kel Foster (1/15/06)	L	62-59
Rebs.	21	Jerry Lucas (2/11/61)	W	83-68
Pts.	48	Gary Bradds (1/27/64)	L	102-99
Assists	10	Mark Bayless (1/6/75)	L	88-84
Blocks	6	Ken Johnson (1/21/01)	L	71-56
Steals	5*	Aaron Craft (1/13/13)	L	56-59

Michigan State Team vs. Ohio State			OSU W/L	Score
FG	42 (73)	Michigan St. (2/3/75)	L	101-83
FGA	100 (35)	@ Michigan St. (1/19/59)	L	92-77
FG %	73.3 (33-45)	Michigan St. (2/7/04)	L	84-70
3 FG	14 (22)	Michigan St. (2/23/16)	L	81-62
3 FGA	25 (10)	@Michigan St. (2/14/17)	L	66-74
3 FG %	63.6 (14-22)	Michigan St. (2/23/16)	L	81-62
FT	30 (38)	Michigan St. (2/28/66)	L	98-79
FTA	38 (30)	Michigan St. (2/28/66)	L	98-79
FT %	96.7 (29-30)	@ Michigan St. (2/9/03)	L	66-55
OR	20	@ Michigan St. (1/15/08)	L	66-60
DR	37	Michigan St. (1/15/06)	L	62-59
Rebs.	85	@ Michigan St. (1/19/59)	L	92-77
Pts.	102	@ Michigan St. (1/27/64)	L	102-99
PF	31	Michigan St. (2/11/50)	W	87-43
Assists	29	@ Michigan St. (3/5/16)	L	91-76
Blocks	8	@Michigan St. (3/4/12)	W	72-70
Steals	14	@ Michigan St. (2/1/88)	L	76-64

Michigan State Individual vs. Ohio State				
FG	17 (33)	Scott Skiles (3/8/86)	L	91-81
FGA	34 (12)	Mike Robinson (3/7/72)	W	92-73
3 FG	7 (10)	Bryn Forbes (2/23/16)	L	82-61
3 FGA	13 (5)	Steve Smith (3/3/91)	W	65-64
FT	14 (14)	Alan Anderson (1/9/03)	L	66-55
FTA	16 (13)	Horace Walker (1/30/60)	W	111-79
OR	6	Antonio Smith (1/27/99)	L	76-71
DR	12	Jamie Feick (2/4/95)	L	67-58
Rebs.	22	Bernie Copeland (3/1/69)	L	85-72
Pts.	43	Scott Skiles (3/8/86)	L	91-81
Assists	13	Denzel Valentine (3/5/16)	L	91-76
Blocks	4	Adreian Payne (3/4/12)	W	72-70
Steals	8	Darry Johnson (1/10/87)	L	90-80

OHIO STATE VS. RUTGERS

SERIES INFORMATION WITH RUTGERS

Series ..... Ohio State leads 6-2
Games at Ohio State ..... Ohio State leads 3-0
Games at Rutgers ..... Ohio State leads 3-0
Neutral Games ..... RU leads 2-0
Last OSU Win ..... 79-52 (2/20/18, Columbus)
Last RU Win ..... 66-57 (3/8/17, Washington, D.C.)
Longest OSU win streak ..... 4 (2015 -2017)
Longest OSU home win streak 2 (2016-2017)
Longest OSU away win streak ..... 3 (2015 -present)
Longest RU win streak 1 (2), (1978, 2017)
Longest RU home win streak 0
Longest RU away win streak 0
Current Series Streak ..... OSU W-2
Ranked OSU teams vs. RU 2-0
OSU vs. ranked RU teams 0-0
OSU when both teams are ranked 0-0

WHEN OSU SCORES....

	OSU Record				OSU Record		
	W	L	Pct.		W	L	Pct.
100+	0	0	0.000				
90-99	1	0	0.000	90+	1	0	0.000
80-89	0	1	0.000	80+	1	1	0.500
70-79	4	0	1.000	70+	5	1	0.833
60-69	1	0	0.000	60+	6	1	0.857
50-59	0	1	0.000	50+	6	2	0.750
40-49	0	0	0.000	40+	6	2	0.750
39 or fewer	0	0	0.000				
Total (8)	6	2	0.750				

RUTGERS SERIES SCORING ANALYSIS

Points (Gms.)	OSU	RUT	Mar.	OSU Rcd.
All Games (8)	622	522	100	6-2
Avg.	77.8	65.3	12.5	
OSU Wins (6)	469	359	110	
Avg.	78.2	59.8	18.3	
OSU Losses (2)	153	163	-10	
Avg.	76.5	81.5	-5.0	
In Columbus (3)	243	184	59	3-0
Avg.	81.0	61.3	19.7	
Home Wins (3)	243	184	59	
Avg.	81.0	61.3	19.7	
Home Losses (0)	0	0	0	
Avg.	0.0	0.0	0.0	
In Piscataway (3)	226	175	51	3-0
Avg.	75.3	58.3	17.0	
Away Wins (3)	226	175	51	
Avg.	75.3	58.3	17	
Away Losses (0)	0	0	0	
Avg.	0.0	0.0	0	
Neutral Site (2)	153.0	163.0	-10	0-2
Avg.	76.5	81.5	-5	
Neutral Wins (0)	0.0	0.0	0	
Avg.	0.0	0.0	0	
Neutral Losses (2)	153.0	163.0	-10	
Avg.	76.5	81.5	-5.0	

Wednesday, Jan. 9, 2019
RAC (8,000)
New Brunswick, New Jersey
7 p.m., BTN

Saturday, Feb. 2, 2019
Value City Arena (18,809)
Columbus, Ohio
Noon, BTN

GENERAL INFORMATION

Location (Enrollment) ..... New Brunswick, N.J. (50,146)
Colors ..... Scarlet
Conference ..... Big Ten
Nickname ..... Scarlet Knights
Arena (Capacity) ..... Rutgers Athletic Center (8,000)
Athletics Director ..... Patrick Hobbs

BASKETBALL INFORMATION

Head Coach ..... Steve Pikiell
Alma Mater ..... Connecticut (1990)
Record at Rutgers (Yrs.) ..... 30-37 (2 yrs.)
Career Record (Yrs.) ..... 227-211 (14 yrs.)

SPORTS INFORMATION

Basketball SID ..... Kevin Lorincz
Office Phone 732-801-4067
SID E-mail ..... klorincz@scarletknights.com
Press Row Phone 732-445-7894
Website ..... scarletknights.com
Credentials ..... BDerechailo@scarletknights.com

OSU VS. RANKED RUTGERS TEAMS

Date	W/L	Site	OSU(#)-RU(#)
None			

RANKED OSU TEAMS VS. RUTGERS

Date	W/L	Site	OSU(#)-RU(#)
2/8/15	W	A	79(20)-60
2/20/18	W	H	79(16)-52

(#) indicates AP ranking

SERIES HISTORY WITH RUTGERS

Date	W/L	OSU	RU	Site
12/30/78	L-1	96	97	N
2/8/15	W	79	60	A
1/13/16	W	94	68	H
2/13/16	W	79	69	A
2/8/17	W	70	64	H
3/8/17	L	57	66	N
1/14/18	W	68	46	A
2/20/18	W	79	52	H

(1) ECAC Holiday Tournament, Madison Square Garden, N.Y.

2018-19 Ohio State Roster vs. Rutgers

No.	Player	Gms.	Mins.	Avg.	FG	FGA	FG%	3FG	FGA	3FG%	FT	FTA	FT%	Pts.	Avg.	Rebs.	Avg
0	Micah Potter	4	36	12.0	5	14	0.357	2	6	0.333	0	0	0.000	12	3.0	8	2.0
2	Musa Jallow	2	17	8.5	1	3	0.333	0	2	0.000	2	2	1.000	4	2.0	3	1.5
3	C.J. Jackson	4	115	28.8	17	36	0.472	7	20	0.350	5	6	0.833	46	11.5	14	3.5
14	Joey Lane	2	5	2.5	1	2	0.500	1	2	0.500	0	0	0.000	3	1.5	1	0.5
24	Andre Wesson	4	76	19.0	3	5	0.600	2	4	0.500	0	0	0.000	8	2.0	5	1.3
25	Kyle Young	2	7	3.5	2	3	0.667	0	1	0.000	0	0	0.000	4	2.0	3	1.5
34	Kaleb Wesson	2	45	22.5	10	15	0.667	0	1	0.000	4	8	0.500	24	12.0	14	7.0

OHIO STATE VS. RUTGERS

Ohio State Team vs. Rutgers			OSU W/L	Score
FG	41 (87)	vs. Rutgers (12/30/78)	L 3ot	96-97
FGA	87 (41)	vs. Rutgers (12/30/78)	L 3ot	96-97
FG %	.508 (31-61)	@ Rutgers (2/13/16)	W	79-69
3 FG	9 (23)*	Rutgers (2/20/18)	W	79-52
3 FGA	24 (9)	@ Rutgers (2/13/16)	W	79-69
3 FG %	37.5 (9-24)	@ Rutgers (2/13/16)	W	79-69
FT	19 (25)	Trevor Thompson (2/8/17)	W	70-64
FTA	28 (15)	vs. Rutgers (3/8/17)	L	57-66
FT %	76.0 (19-25)	Rutgers (2/8/17)	W	70-64
OR	21	vs. Rutgers (12/30/78)	L 3ot	96-97
DR	35	@ Rutgers (2/13/16)	W	79-69
Rebs.	52	vs. Rutgers (12/30/78)	L 3ot	96-97
PF	26	vs. Rutgers (12/30/78)	L 3ot	96-97
Pts.	96	vs. Rutgers (12/30/78)	L 3ot	96-97
Assists	21	@ Rutgers (2/8/15)	W	79-60
Steals	10	Rutgers (1/13/16)	W	94-68
Blocks	6*	@ Rutgers (1/14/18)	W	68-46

Ohio State Individual vs. Rutgers				
FG	17 (28)	Kelvin Ransey (12/30/78)	L	96-97
FGA	28 (17)	Kelvin Ransey (12/30/78)	L	96-97
3 FG	5 (8)	Kam Williams (2/13/16)	W	79-69
3 FGA	8 (5)	Kam Williams (2/13/16)	W	79-69
FT	6 (11)	Jae'Sean Tate (3/8/17)	L	57-66
FTA	11 (6)	Jae'Sean Tate (3/8/17)	L	57-66
OR	6	Herb Williams (12/30/78)	L	96-97
DR	11	Keita Bates-Diop (2/13/16)	W	79-69
Rebs.	16	Herb Williams (12/30/78)	L	96-97
Pts.	38	Kelvin Ransey (12/30/78)	L	96-97
Assists	11	JaQuan Lyle (1/13/16)	W	94-68
Blocks	5	Keita Bates-Diop (1/14/18)	W	68-46
Steals	2	C.J. Jackson (1/14/18)	W	68-46

Rutgers Team vs. Ohio State			OSU W/L	Score
FG	39 (84)	vs. Rutgers (12/30/78)	L 3ot	96-97
FGA	84 (39)	vs. Rutgers (12/30/78)	L 3ot	96-97
FG %	46.4 (39-44)	vs. Rutgers (12/30/78)	L 3ot	96-97
3 FG	7 (23)	vs. Rutgers (3/8/17)	L	57-66
3 FGA	23 (7)	vs. Rutgers (3/8/17)	L	57-66
3 FG %	30.4 (7-23)	vs. Rutgers (3/8/17)	L	57-66
FT	19 (28)	vs. Rutgers (12/30/78)	L 3ot	96-97
FTA	28 (18)	Rutgers (1/13/16)	W	94-68
FT %	72.7 (16-22)	@ Rutgers (2/8/15)	W	79-60
OR	19*	vs. Rutgers (3/8/17)	L	57-66
DR	28	vs. Rutgers (3/8/17)	L	57-66
Rebs.	47	vs. Rutgers (3/8/17)	L	57-66
PF	22	Rutgers (2/8/17)	W	70-64
Pts.	97	vs. Rutgers (12/30/78)	L 3ot	96-97
Assists	21	vs. Rutgers (12/30/78)	L 3ot	96-97
Blocks	4	@ Rutgers (1/14/18)	W	68-46
Steals	10	@Rutgers (2/13/16)	W	79-69

Rutgers Individual vs. Ohio State				
FG	13 (29)	James Baily (12/30/78)	L	96-97
FGA	29 (13)	James Baily (12/30/78)	L	96-97
3 FG	4 (8)	Corey Sanders (1/13/16)	W	94-68
3 FGA	8 (4)	Corey Sanders (1/13/16)	W	94-68
FT	8 (9)*	Nigel Johnson (3/8/17)	L	57-66
FTA	9 (6)	Corey Sanders (2/8/17)	W	70-64
OR	6	Kelvin Troy (12/30/78)	L	96-97
DR	7*	Mike Williams (3/8/17)	L	57-66
Rebs.	11	Junior Etou (2/8/15)	W	79-60
Pts.	31	James Baily (12/30/78)	L	96-97
Assists	8	Tom Brown (12/30/78)	L	96-97
Blocks	2	Greg Lewis (2/13/16)	W	79-69
Steals	4	Mike Williams (2/13/16)	W	79-69

OHIO STATE VS. IOWA

SERIES INFORMATION WITH IOWA

Series	Iowa leads 77-75
Games at Ohio State	Ohio State leads 48-27
Games at Iowa	Iowa leads 49-25
Neutral Games	Ohio State leads 2-1
Last Ohio State Win	82-64 (2/10/18, Columbus)
Last Iowa Win	85-72 (1/28/17, Iowa City)
Longest Ohio State win Streak	8 (2008-2013)
Longest OSU home win streak	14 (1924-44)
Longest OSU away win streak	5 (2009-2014)
Longest Iowa win streak	9 (1994-98)
Longest Iowa home win streak	8 (1991-1998)
Longest Iowa away win streak	5 (1995-00)
Current Series Streak	OSU W-2
Ranked OSU teams vs. Iowa	24-12
OSU vs. ranked Iowa teams	13-17
OSU record when both teams are ranked	5-3

WHEN OSU SCORES...

	OSU Record			OSU Record			
	W	**L**	**Pct.**	**W**	**L**	**Pct.**	
100+	1	0	1.000				
90-99	6	1	0.857	90+	7	1	0.875
80-89	19	7	0.731	80+	26	8	0.765
70-79	22	19	0.537	70+	48	26	0.649
60-69	12	29	0.293	60+	60	56	0.517
50-59	6	5	0.545	50+	66	61	0.520
40-49	6	6	0.500	40+	72	67	0.518
39 or fewer	8	12	0.400				
Total (159)	**80**	**79**	**0.503**				

IOWA SERIES SCORING ANALYSIS

Points (Gms.)	OSU	Iowa	Margin	OSU Rcd.
All Games (159)	10,316	10,279	37	80-79
Avg.	64.9	64.6	0.2	
OSU Wins (80)	5,497	4,692	805	
Avg.	68.7	58.7	10.1	
OSU Losses (79)	4,819	5,587	-768	
Avg.	61.0	70.7	-9.7	
In Columbus (77)	5,115	4,785	330	49-28
Avg.	66.4	62.1	4.3	
Home Wins (49)	3,321	2,761	560	
Avg.	67.8	56.3	11.4	
Home Losses (28)	1,794	2,024	-230	
Avg.	64.1	72.3	-8.2	
In Iowa City (77)	4,834	5,152	-318	28-49
Avg.	62.8	66.9	-4.1	
Away Wins (28)	1,944	1,722	222	
Avg.	69.4	61.5	7.9	
Away Losses (49)	2,890	3,430	-540	
Avg.	59.0	70.0	-11.0	
Neutral Site (5)	367.0	342.0	25	3-2
Avg.	73.4	68.4	5.0	
Neutral Wins (3)	232.0	209.0	23	
Avg.	77.3	69.7	7.7	
Neutral Losses (2)	135.0	133.0	2	
Avg.	67.5	66.5	1.0	

Note: Includes statistics from seven (5-2) vacated games from 1999-2002

Saturday, Jan. 12, 2019
Carver-Hawkeye Arena
(15,400), Iowa City, Iowa
2:30 p.m., BTN

Tuesday, Feb. 26, 2018
Value City Arena (18,809)
Columbus, Ohio
7 p.m., BTN

GENERAL INFORMATION

Location (Enrollment)	Iowa City, Iowa (33,564)
Colors	Gold and Black
Conference	Big Ten
Nickname	Hawkeyes
Arena (capacity)	Carver-Hawkeye Arena (15,400)
Athletics Director	Gary Barta

BASKETBALL INFORMATION

Head Coach	Fran McCaffery
Alma Mater	Pennsylvania (1982)
Record at Iowa (Yrs.)	151-120 (8 yrs.)
Career Record (Yrs.)	402-297 (22 yrs.)

SPORTS INFORMATION

Basketball SID	Matthew Weitzel
Office Phone	319-335-6590
E-mail	matthew-weitzel@uiowa.edu
Website	hawkeyesports.com
Credentials	E-mail Weitzel

OSU VS. RANKED IOWA TEAMS

Date	W/L	Site	OSU(#)-UI(#)
2/18/52	L	Iowa	62-75(5)
3/1/54	L	@Iowa	71-84(20)
1/24/55	L	Iowa	66-79(19)
2/14/55	L	@Iowa	68-79(15)
2/18/61	W	@Iowa	62(1)-61(9)
2/21/70	L	Iowa	89-97(11)
3/3/70	L	@Iowa	92-113(8)
2/24/79	L	Iowa	68(14)-83(12)
1/10/80	W	@Iowa	77(5)-71(12)
1/8/81	W	@Iowa	58-56(11)
3/7/81	W	Iowa	78-70(8)
1/30/82	L	@Iowa	66-76(6)
2/6/82	L	Iowa (ot)	65-69(5)
1/27/83	W	@Iowa (2ot)	89-83(14)
2/19/83	W	Iowa	85(20)-69(16)
2/18/87	L	Iowa	80-82(7)
1/14/88	W	Iowa	87-83(16)
2/10/88	L	@Iowa	75-92(13)
1/19/89	W	Iowa	102(16)-91(7)
2/13/89	L	@Iowa	75(16)-83(8)
1/6/90	W	@Iowa	79-73(20)
1/3/91	W	Iowa	63(6)-59(22)
1/9/93	W	Iowa	92-81(22)
2/16/93	L	@Iowa	54-68(20)
1/10/96	L	@Iowa	53-81(11)
3/2/96	L	Iowa	64-73(21)
1/14/98	L	Iowa	46-61(13)
3/12/06	L	vs. Iowa	60(7)-67(20)
2/4/14	W	@Iowa	76-69(17)
2/28/16	W	Iowa	68-64(8)

RANKED OSU TEAMS VS. IOWA

Date	W/L	Site	OSU(#)-UM(#)
1/23/50	W	Iowa	68(11)-54
1/9/56	L	Iowa	73(10)-88
2/13/60	W	Iowa	75(4)-47
2/18/61	W	@Iowa	62(1)-61(9)
2/5/62	W	Iowa	89(1)-63
2/26/62	W	@Iowa	72(1)-62
1/19/63	L	@Iowa	74(5)-81
2/23/63	W	Iowa	83(5)-70
2/22/69	W	Iowa	88(10)-81
2/23/71	W	Iowa	80(18)-71
2/1/72	W	Iowa	82(9)-77
2/8/72	L	@Iowa	67(7)-80
2/24/79	L	Iowa	68(14)-83(12)
1/10/80	W	@Iowa	77(5)-71(12)
2/23/80	W	Iowa	70(11)-69
2/19/83	W	Iowa	85(20)-69(16)
1/19/89	W	Iowa	102(16)-91(7)
2/13/89	L	@Iowa	75(16)-83(8)
1/3/91	W	Iowa	63(6)-59(22)
3/10/91	L	@Iowa	69(2)-80
1/19/92	W	Iowa	85(4)-81
2/18/92	L	@Iowa	86(6)-92
2/9/00	L	Iowa	64(5)-67
1/28/06	L	@Iowa	62(16)-67
3/12/06	L	vs. Iowa	60(7)-67(20)
1/20/07	W	Iowa	82(7)-63
12/31/08	W	Iowa	68(24)-65
1/27/10	W	@Iowa	65(21)-57
2/7/10	W	Iowa	68(13)-58
1/4/11	W	@Iowa	73(2)-68
1/19/11	W	Iowa	70(1)-48
1/7/12	W	@Iowa	76(6)-47
1/22/13	W	Iowa	72(14)-63
1/12/14	L	Iowa	74(3)-84(20)
12/30/14	L	Iowa	65(20)-71
2/10/18	W	Iowa	82(14)-64

(#) indicates AP ranking

2018-19 Ohio State Roster vs. Iowa

No.	Player	Gms.	Mins.	Avg.	FG	FGA	FG%	3FG	FGA	3FG%	FT	FTA	FT%	Pts.	Avg.	Rebs.	Avg
0	Michah Potter	3	47	15.7	9	17	0.529	0	2	0.000	2	2	1.000	20	6.7	12	4.0
2	Musa Jallow	2	27	13.2	3	5	0.600	0	2	0.000	0	0	0.000	6	3.0	3	1.5
3	C.J. Jackson	3	66	22.0	12	21	0.571	5	9	0.556	3	5	0.600	32	10.7	7	2.3
14	Joey Lane	1	3	3.0	0	2	0.000	0	1	0.000	0	0	0.000	0	0.0	0	0.0
24	Andre Wesson	3	59	19.7	2	11	0.182	2	8	0.250	3	6	0.500	9	3.0	2	0.7
25	Kyle Young	2	11	5.5	1	2	0.500	0	0	0.000	1	2	0.500	3	1.5	3	1.5
34	Kaleb Wesson	2	43	21.5	9	14	0.643	0	0	0.000	10	13	0.769	28	14.0	10	5.0

OHIO STATE VS. IOWA

SERIES HISTORY WITH IOWA

Date	W/L	OSU	UI	Site
2/9/15	W	17	16	A
2/22/15	W	27	15	H
2/18/22	L	27	31	A
3/6/22	L	18	34	H
1/20/23	L	21	46	A
2/12/23	L	25	36	H
1/21/24	W	43	28	H
2/9/24	W	26	24	A
1/23/26	W	35	21	H
3/8/26	L	17	18	A
2/5/27	L	25	29	A
3/5/27	W	30	28	H
1/5/29	L	26	34	A
2/25/29	W	42	23	H
1/9/32	W	20	17	H
1/16/32	W	40	23	A
2/20/33	W	38	23	H
2/25/33	L	29	37	A
1/5/35	L	21	32	A
2/9/35	W	42	24	H
1/11/36	L	23	25	A
1/18/36	W	34	26	H
1/15/38	W	48	29	H
2/5/38	W	51	43	A
2/18/39	W	53	40	H
2/12/40	L	33	43	A
2/8/41	W	49	44	H
1/17/42	W	54	52	H
2/9/42	L	44	52	A
2/27/43	L	41	43	A
3/1/43	W	53	46	A
2/11/44	W	63	49	H
2/12/44	W	56	42	H
1/11/47	L	35	61	A
1/5/48	L	41	49	H
1/15/49	L	49	53	A
1/23/50	W	68	54	H
2/10/51	L	71	83	A
2/18/52	L	62	75	H
2/16/53	L	68	71	H
2/23/53	L	75	90	A
2/15/54	W	77	69	H
3/1/54	L	71	84	A
1/24/55	L	66	79	H
2/14/55	L	68	79	A
1/9/56	L	73	88	H
1/5/57	W	72	60	A
1/20/58	W	70	64	H
2/1/58	L	64	66	A
1/26/59	W	86	72	H
2/21/59	L	79	91	A
2/13/60	W	75	47	H
2/18/61	W	62	61	A
2/5/62	W	89	63	H
2/26/62	W	72	62	A
1/19/63	L	74	81	A
2/23/63	W	83	70	H
2/17/64	W	99	82	A
2/13/65	L	81	82	H
1/24/66	L	89	98	A
2/19/66	L	80	86	H
2/11/67	L	72	73	H
3/4/67	L	56	90	A
1/13/68	L	72	74 (ot)	A
3/12/68	W	85	81	N
2/22/69	W	88	81	H
2/21/70	L	89	97	H
3/3/70	L	92	113	A
1/9/71	W	97	76	A
2/23/71	W	80	71	H
2/1/72	W	82	77	H
2/8/72	L	67	80	A
1/20/73	W	75	72	H
2/12/73	W	86	80	A
2/16/74	L	67	69	A
1/13/75	W	94	77	H
2/10/75	W	75	69	A
1/24/76	L	67	78	A
2/21/76	L	66	69	H
1/27/77	L	66	84	A
2/14/77	L	70	74 (ot)	H
1/7/78	L	75	87	H
3/2/78	L	70	87	A
1/11/79	W	72	67	A
2/24/79	L	68	83	H
1/10/80	W	77	71	A
2/23/80	W	70	69	H
1/8/81	W	58	56	A
3/7/81	W	78	70	H
1/30/82	L	66	76	A
2/6/82	L	65	69 (ot)	H
1/27/83	W	89	83 (2ot)	A
2/19/83	W	85	69	H
1/26/84	W	65	54	H
2/18/84	L	60	74	A
2/2/85	L	58	67	H
2/28/85	L	82	87	A
2/1/86	L	75	86	A
2/26/86	W	81	74	H
1/24/87	W	80	76	A
2/18/87	L	80	82	H
1/14/88	W	87	83	H
2/10/88	L	75	92	A
1/19/89	W	102	91	H
2/13/89	L	73	83	A
1/6/90	W	79	73	A
2/8/90	W	98	80	H
1/3/91	W	63	59	H
3/10/91	L	69	80	A
1/19/92	W	85	81	H
2/18/92	L	86	92	A
1/9/93	W	92	81	H
2/16/93	L	54	68	A
1/4/94	W	72	68	H
3/13/94	L	74	83	A
1/25/95	L	66	81	H
2/18/95	L	66	85	A
1/10/96	L	53	81	A
3/2/96	L	64	73	H
1/15/97	L	62	76	A
2/22/97	L	56	69	H
1/14/98	L	46	61	H
2/14/98	L	70	82	A
**1/12/99*	*L*	*68*	*71*	*H*
**2/13/99*	*W*	*73*	*69*	*A*
2/9/00	L	67	64	H
**2/7/01*	*W*	*69*	*68*	*A*
**3/9/01*	*L*	*75*	*66*	*N*
**1/5/02*	*W*	*72*	*62*	*H*
**2/16/02*	*W*	*72*	*66*	*A*
**3/10/02*	*W*	*81*	*64*	*N*
1/25/03	W	83	72	A
2/25/03	L	64	71	H
3/16/03	W	66	64	N
1/24/04	L	65	79	A
2/18/04	L	67	78	H
1/8/05	W	81	69	H
3/2/05	L	72	74	A
1/28/06	L	62	67	A
3/12/06	L	60	67	N
1/20/07	W	82	63	H
1/9/08	W	79	48	H
2/2/08	L	48	53	A
12/31/08	W	68	65	H
3/3/09	W	60	58	A
1/27/10	W	65	57	A
2/7/10	W	68	58	H
1/4/11	W	73	67	A
1/19/11	W	70	48	H
1/7/12	W	76	47	A
1/22/13	W	72	63	H
1/12/14	L	74	84	H
2/4/14	W	76	69	A
12/30/14	L	65	71	H
1/17/15	L	67	76	A
2/28/16	W	68	64	H
1/28/17	L	72	85	A
1/4/18	W	92	81	A
2/10/18	W	82	64	H

NOTE: Games in **Italic* vacated by NCAA.

Iowa Series Records

Ohio State Team vs. Iowa			OSU W/L	Score
FG	41 (81)	Iowa (2/8/90)	W	98-80
FGA	88 (31)	Iowa (1/20/58)	W	70-64
FG %	71.4 (25-35)	Iowa (1/26/84)	W	65-54
FT	30 (35)	@Iowa (2/12/73)	W	86-80
FTA	42 (27)	Iowa (1/9/56)	L	88-73
FT %	93.7 (15-16)	Iowa (1/26/84)	W	65-54
3 FG	11 (24)	Iowa (1/9/93)	W	92-81
3 FGA	28 (6)	Iowa (N) (3/12/06)	L	67-60
3 FG%	60.0 (9-15)	Iowa (12/31/08)	W	68-65
OR	26	Iowa (2/8/90)	W	98-80
DR	29	@ Iowa (2/7/01)	W	69-68
Rebs.	61	Iowa (2/5/62)	W	89-63
PF	33	@ Iowa (1/24/04)	L	79-65
Pts.	102	Iowa (1/19/89)	W	102-91
Assists	30	Iowa (1/13/75)	W	94-77
Blocks	15	Iowa (2/23/80)	W	70-69
Steals	13	Iowa (3/10/02)	W	81-64

Iowa Team vs. Ohio State			OSU W/L	Score
FG	47 (81)	@ Iowa (3/3/70)	L	113-92
FGA	89 (32)	@ Iowa (2/10/51)	L	83-71
FG %	66.7 (28-42)	@ Iowa (2/18/84)	L	74-60
FT	35 (43)	@ Iowa (1/15/97)	L	76-62
FTA	45 (29)	@ Iowa (1/24/04)	L	79-65
FT %	94.7 (18-19)	@ Iowa (2/10/51)	L	83-71
3 FG	14 (28)	Iowa (12/31/08)	W	68-65
3 FGA	33 (6)	Iowa (1/9/08)	W	79-48
3 FG %	64.3 (9-14)	Iowa (2/9/00)	L	67-64
OR	26	Iowa (1/19/89)	W	102-91
DR	34	@ Iowa (1/28/06)	L	67-62
Rebs.	56	Iowa (2/21/76)	L	69-66
PF	32	Iowa (2/15/54)	W	77-69
Pts.	113	Iowa (3/3/70)	L	113-92
Assists	26	Iowa (1/24/76)	L	78-67
Blocks	8	@ Iowa (1/24/04)	L	79-65
Steals	19	@ Iowa (1/10/96)	L	81-53

Ohio State Individual vs. Iowa				
FG	16 (25)	Gary Bradds (2/23/63)	W	83-70
FGA	30 (14)	Robin Freeman (1/9/56)	L	88-73
3 FG	7 (10)	Jon Diebler (12/31/08)	W	68-65
3 FGA	12 (6)	Scoonie Penn (2/13/99)	W	73-69
FT	12 (12)	Gary Bradds (1/19/63)	L	81-74
FTA	16 (11)	Brent Darby (1/25/03)	W	83-72
OR	7	Jason Singleton (1/14/98)	L	61-46
DR	9	Jared Sullinger (1/4/11)	W	73-68
Rebs.	22	Gary Bradds (2/23/63)	W	83-70
Pts.	40	Gary Bradds (2/23/63)	W	83-70
Assists	10	Mike Conley Jr. (1/20/07)	W	82-63
Blocks	11	Ken Johnson (2/9/00)	L	67-64
Steals	7	Aaron Craft (1/19/11)	W	70-48

Iowa Individual vs. Ohio State				
FG	16 (25)	John Johnson (3/3/70)	L	113-92
FGA	28 (12)	Greg Stokes (2/28/85)	L	87-82
3 FG	8 (13)	Devan Bawinkel (3/3/09)	W	60-58
3 FGA	13 (8)	Devan Bawinkel (3/3/09)	W	60-58
FT	13 (16)	Andre Woolridge (1/15/97)	L	76-62
FTA	18 (13)	Don Nelson (2/5/62)	W	89-63
OR	8	Melsahn Basabe (1/4/11)	W	73-68
DR	10	Greg Brunner (1/8/05)	W	81-69
Rebs.	21	Bruce King (1/27/77)	L	84-66
Pts.	38	John Johnson (2/21/70)	L	97-89
Assists	16	Cal Wulfsberg (1/24/76)	L	78-67
Blocks	6	Meisahn Basabe (1/4/11)	W	73-68
Steals	9	Kenyon Murray (2/18/95)	L	85-66

OHIO STATE VS. MARYLAND

SERIES INFORMATION WITH MARYLAND

Series	Series Tied 6-6
Games at Ohio State	OSU leads 4-2
Games at Maryland	Maryland leads 4-1
Neutral Games	OSU leads 1-0
Last OSU Win	91-69 (1/11/18, Columbus)
Last MD Win	86-77 (2/11/17, College Park)
Longest OSU win streak	3 (1979-2015)
Longest OSU home win streak	3 (1985-2015)
Longest OSU away win streak	1 (1979)
Longest MD win streak	2 (2016)
Longest MD home win streak	1, several (last 2016)
Longest MD away win streak	1 (2016)
Current Series Streak	Ohio State W-1
Ranked OSU teams vs. MD	1-0
OSU vs. ranked MD teams	3-4
OSU when both teams are ranked	0-0

WHEN OSU SCORES....

	OSU Record				OSU Record		
	W	L	Pct.		W	L	Pct.
100+	0	0	0.000				
90-99	1	0	0.000	90+	1	0	0.000
80-89	1	0	1.000	80+	2	0	1.000
70-79	4	3	0.571	70+	6	3	0.667
60-69	0	2	0.000	60+	6	5	0.545
50-59	0	0	0.000	50+	6	5	0.545
40-49	0	1	0.000	40+	6	6	0.500
39 or fewer	0	0	0.000				
Total (12)	**6**	**6**	**0.500**				

MARYLAND SERIES SCORING ANALYSIS

Points (Gms.)	OSU	MD	Mar.	OSU Rcd.
All Games (12)	864	846	18	6-6
Avg.	72.0	70.5	1.5	
OSU Wins (6)	476	391	85	
Avg.	79.3	65.2	14.2	
OSU Losses (6)	388	455	-67	
Avg.	64.7	75.8	-11.2	
In Columbus (6)	457	394	63	4-2
Avg.	76.2	65.7	10.5	
Home Wins (4)	325	251	74	
Avg.	81.3	62.8	18.5	
Home Losses (2)	132	143	-11	
Avg.	66.0	71.5	-5.5	
In College Park (5)	335	384	-49	1-4
Avg.	67.0	76.8	-9.8	
Away Wins (1)	79	72	7	
Avg.	79.0	72.0	7.0	
Away Losses (4)	256	312	-56	
Avg.	64.0	78.0	-14.0	
Neutral Site (1)	72.0	68.0	-1	1-0
Avg.	72.0	68.0	4.0	
Neutral Wins (1)	72.0	68.0	0	
Avg.	72.0	68.0	4.0	
Neutral Losses (0)	0.0	0.0	0	
Avg.	0.0	0.0	0.0	

Friday, Jan. 18, 2019
Value City Arena (18,809)
Columbus, Ohio
6:30 p.m., FS1

Saturday, Feb. 23, 2019
XFinity Center (17,50)
College Park, Maryland
2 p.m., ESPN/2

GENERAL INFORMATION

Location (Enrollment)	College Park, Md. (38,140)
Colors	Red, White, Black and Gold
Conference	Big Ten
Nickname	Terrapins, Terps
Arena (Capacity)	XFinity Center (17,950)
Athletics Director	Kevin Anderson

BASKETBALL INFORMATION

Head Coach	Mark Turgeon
Alma Mater	Kansas (1987)
Record at Maryland (Yrs.)	157-81 (7 yrs.)
Career Record (Yrs.)	407-240 (20 yrs.)

SPORTS INFORMATION

Basketball SID	Sean Ellenby
Office Phone	301-314-8093
SID E-mail	sellenby@umb.edu
Press Row Phone	301-314-8624
Website	umterps.com
Credentials	E-mail TBA
Secondary Contact	Keith Sneddon
Office Phone	301-314-8624
SID E-mail	ksneddon@umd.edu

OSU VS. RANKED MARYLAND TEAMS

Date	W/L	Site	OSU(#)-MD(#)
12/1/83	W	vs. Maryland	72-68(8)
11/30/85	W	Maryland	78-66(19)
1/29/15	W	Maryland	80-56(16)
1/16/16	L	at Maryland	65-100(3)
1/31/16	L	Maryland	61-66(8)
1/31/17	L	Maryland	71-77(17)
2/11/17	L	at Maryland	77-86(21)

RANKED OSU TEAMS VS. MARYLAND

Date	W/L	Site	OSU(#)-MD(#)
12/4/13	W	Maryland	76(5)-60

SERIES HISTORY WITH MARYLAND

Date	W/L	OSU	MD	Site
12/29/35	L	41	50	A
3/12/79	W-1	79	72	A
12/1/83	W-2	72	68	N
12/11/84	L	73	76	A
11/30/85	W	78	66	H
12/4/13	W	76	60	H
1/29/15	W	80	56	H
1/16/16	L	65	100	A
1/31/16	L	61	66	H
1/31/17	L	71	77	H
2/11/17	L	77	86	A
1/11/18	W	91	69	H

(1) National Invitation Tournament
(2) at East Rutherford,N.J.

2018-19 Ohio State Roster vs. Maryland

No.	Player	Gms.	Mins.	Avg.	FG	FGA	FG%	3FG	FGA	3FG%	FT	FTA	FT%	Pts.	Avg.	Rebs.	Avg
0	Micah Potter	3	35	11.7	2	4	0.500	1	3	0.333	0	0	0.000	5	1.7	6	2.0
2	Musa Jallow	1	10	10.0	0	2	0.000	0	1	0.000	0	0	0.000	0	0.0	1	1.0
3	C.J. Jackson	3	80	26.7	9	19	0.474	5	11	0.455	9	10	0.900	32	10.7	9	3.0
14	Joey Lane	1	2	2.0	1	1	1.000	1	1	1.000	0	0	0.000	3	3.0	0	0.0
24	Andre Wesson	3	55	18.3	1	5	0.200	1	5	0.200	0	0	0.000	3	1.0	4	1.3
25	Kyle Young	1	3	3.0	0	0	0.000	0	0	0.000	0	0	0.000	0	0.0	1	1.0
34	Kaleb Wesson	1	15	15.0	3	5	0.600	0	0	0.000	2	3	0.667	8	8.0	5	5.0

OHIO STATE VS. MARYLAND

Maryland Series Records

Ohio State Team vs. Maryland			OSU W/L	Score
FG	32 (57) *	Maryland (11/11/18)	W	91-69
FGA	63 (32)	@ Maryland (3/12/79)	W	79-72
FG %	56.5 (26-46)	vs. Maryland (12/1/83)	W	72-68
FT	26 (33)	Maryland (11/30/85)	W	78-66
FTA	33 (26	Maryland (11/30/85)	W	78-66
FT %	83.3 (10-12)*	Maryland (11/11/18)	W	91-69
3FG	17 (29)	Maryland (1/29/15)	W	80-56
3FGA	29 (17)	Maryland (11/11/18)	W	91-69
3FG %	58.8 (10-17)	Maryland (1/29/15)	W	80-56
OR	16	Maryland (1/29/15)	W	80-56
DR	35	Maryland (1/29/15)	W	80-56
Rebs.	51	Maryland (1/29/15)	W	80-56
PF	25	@Maryland (2/11/17)	L	77-86
Pts.	91	Maryland (11/11/18)	W	91-69
Assists	25	Maryland (11/11/18)	W	91-69
Blocks	6	Maryland (11/11/18)	W	91-69
Steals	9	@Maryland (1/16/16)	L	65-100

Ohio State Individual vs. Maryland				
FG	10 (15)	Keita Bates-Diop (1/11/18)	W	91-69
FGA	20 (9)	Kelvin Ransey (3/12/79)	W	79-72
3FG	6 (8)	Keita Bates-Diop (1/11/18)	W	91-69
3FGA	8 (6)	Keita Bates-Diop (1/11/18)	W	91-69
FT	7 (10)	Tony Campbell (12/1/93)	W	72-68
FTA	10 (7)	Tony Campbell (12/1/93)	W	72-68
OR	5	Trevor Thompson (2/11/17)	L	77-86
DR	13	D'Angelo Russell (12/4/13)	W	76-60
Rebs.	19	Brad Sellers (11/30/85)	W	78-66
Pts.	26	Keita Bates-Diop (1/11/18)	W	91-69
Assists	6*	Tate, Jackson (1/11/18)	W	91-69
Blocks	5	Brad Sellers (11/30/85)	W	78-66
Steals	5	Aaron Craft (12/4/13)	W	76-60

Maryland Team vs. Ohio State			OSU W/L	Score
FG	37 (59)	@Maryland (1/16/16)	L	65-100
FGA	68 (33)	@ Maryland (12/11/84)	L	76-73
FG %	62.7 (37-68)	@Maryland (1/16/16)	L	65-100
FT	20 (28*)	@Maryland (2/11/17)	L	77-86
FTA	28 (20)	@Maryland (2/11/17)	L	77-86
FT %	87.0 (20-23)	Maryland (1/31/16)	L	61-66
3 FG	12 (29)	@Maryland (2/11/17)	L	77-86
3 FGA	29 (12)	@Maryland (2/11/17)	L	77-86
3 FG %	52.4 (11-21)	@Maryland (1/16/16)	L	65-100
OR	19	Maryland (12/4/13)	W	76-60
DR	30	Maryland (1/31/16)	L	61-66
Rebs.	44	Maryland (12/4/13)	W	76-60
PF	27	vs. Maryland (12/1/83)	W	72-68
Pts.	100	@Maryland (1/16/16)	L	65-100
Assists	23	@Maryland (1/16/16)	L	65-100
Blocks	6	@ Maryland (3/12/79)	W	79-72
Steals	11	vs. Maryland (12/1/83)	W	72-68

Maryland Individual vs. Ohio State				
FG	11 (18)	Albert King (3/12/79)	W	79-72
FGA	22 (8)	Len Bias (11/30/85)	W	78-66
3FG	4 (6)*	Kevin Huerter (1/11/18)	W	91-69
3FGA	10 (2)	Melo Trimble (1/31/16)	L	61-66
FT	10 (10)	Anthony Cowan (2/11/17)	L	77-86
FTA	10 (10)	Anthony Cowan (2/11/17)	L	77-86
OR	9	Charles Mitchell (12/4/13)	W	76-60
DR	7	Justin Jackson (1/31/17)	L	71-77
Rebs.	13	Derrick Lewis (12/11/84)	L	76-73
Pts.	27	Albert King (3/12/79)	W	79-72
Assists	9	Melo Trimble (1/16/16)	L	65-100
Blocks	4*	Kevin Huerter (1/31/17)	L	71-77
Steals	4	Jeff Adkins (12/1/83)	W	72-68

* Most recent

OHIO STATE VS. PURDUE

SERIES INFORMATION WITH PURDUE

Series ..... Purdue leads 86-84
Games at Ohio State ..... Ohio State leads 54-29
Games at Purdue ..... Purdue leads 56-27
Neutral Site Games ..... Ohio State leads 3-1
Big Ten Tournament Record: ..... Ohio State leads 3-1
Last Ohio State Win ..... 64-63 (2/7/18, West Lafayette)
Last Purdue Win ..... 76-75 (1/5/17, Columbus)
Longest Ohio State win streak .8, twice (last 2003-2007)
Longest OSU home win streak ..... 8, twice (last 1961-69)
Longest OSU away win streak 4 (1950-54)
Longest Purdue win streak ..... 9, twice (last 1994-98)
Longest PU home win streak 12 (1917-32)
Longest PU away win streak ..... 4, twice (last 1994-98)
Current Series Streak ..... Ohio State W-1
Ranked OSU teams vs. Purdue 28-7
OSU vs. ranked Purdue teams 16-21
OSU record when both teams are ranked 7-3

WHEN OSU SCORES....

	OSU Record				OSU Record		
	W	L	Pct.		W	L	Pct.
100+	2	0	1.000				
90-99	10	0	1.000	90+	12	0	1.000
80-89	13	7	0.650	80+	25	7	0.781
70-79	25	13	0.658	70+	50	20	0.714
60-69	18	23	0.439	60+	68	43	0.613
50-59	7	10	0.412	50+	75	53	0.586
40-49	3	2	0.600	40+	78	55	0.586
39 or fewer	12	31	0.279				
Total (176)	**90**	**86**	**0.511**				

PURDUE SERIES SCORING ANALYSIS

Points (Gms.)	OSU	PU	Mar.	OSU Rcd.
All Games (176)	10,645	10,809	-164	90-86
Avg.	60.5	61.4	-0.9	
OSU Wins (90)	6,174	5,295	879	
Avg.	68.6	58.8	9.8	
OSU Losses (86)	4,471	5,514	-1,043	
Avg.	52.0	64.1	-12.1	
In Columbus (86)	5,408	5,037	371	57-29
Avg.	62.9	58.6	4.3	
Home Wins (57)	3,921	3,311	610	
Avg.	68.8	58.1	10.7	
Home Losses (29)	1,487	1,726	-239	
Avg.	51.3	59.5	-8.2	
In W. Lafayette (86)	4,962	5,523	-561	30-56
Avg.	57.7	64.2	-6.5	
Away Wins (30)	2,039	1,800	239	
Avg.	68.0	60.0	8.0	
Away Losses (56)	2,923	3,723	-800	
Avg.	52.2	66.5	-14.3	
Neutral Games (4)	275.0	249.0	26	3-1
Avg.	68.8	62.3	6.5	
Neutral Wins (3)	214.0	184.0	30	
Avg.	71.3	61.3	10.0	
Neutral Losses (1)	61.0	65.0	-4	
Avg.	61.0	65.0	-4.0	

Note: Includes statistics from six (6-0) vacated games from 1999-2002

Wed., Jan. 23, 2019
Value City Arena (18,809)
Columbus, Ohio
7 p.m., BTN

Saturday, March 2, 2019
Mackey Arena (14,804)
West Lafayette, Indiana
2 p.m., ESPN/2

GENERAL INFORMATION

Location (Enrollment) ..... West Lafayette, Ind. (41,573)
Colors ..... Old Gold and Black
Conference ..... Big Ten
Nickname ..... Boilermakers
Arena (capacity) ..... Mackey Arena (14,804)
Athletics Director ..... Mike Bobinski

BASKETBALL INFORMATION

Head Coach ..... Matt Painter
Alma Mater ..... Purdue, 1994
Record at Purdue (Yrs.) ..... 293-148 (13 yrs.)
Career Record (Yrs.) ..... 318-153 (14 yrs.)

SPORTS INFORMATION

Basketball SID ..... Chris Forman
Office Phone 765-494-3201
SID E-mail ..... cforman@purdue.edu
Press Row Phone 765-494-6365
Website ..... purduesports.com
Credentials ..... www.sportssystems.com/purdue

OSU VS. RANKED PURDUE TEAMS

Date	W/L	Site	OSU(#)-PU(#)
1/28/61	W	Purdue	92 (1)-62 (10)
2/1/69	L	@Purdue (ot)	85 (12)-95 (14)
2/11/69	W	Purdue	88 (16)-85 (8)
1/27/75	W	Purdue	93-87 (20)
3/3/79	L	@Purdue	66-74 (19)
1/5/80	W	Purdue	67 (5)-58 (8)
2/28/80	W	@Purdue	64 (9)-60 (18)
3/5/83	W	Purdue	76 (14)-65 (20)
3/3/84	L	@Purdue	63-85 (11)
1/25/86	W	Purdue	73-66 (15)
1/29/87	L	Purdue	73-75 (4)
2/28/87	L	@Purdue	73-87 (6)
1/7/88	L	@Purdue	77-84 (10)
3/9/88	W	Purdue	71-60 (2)
1/25/90	L	Purdue	66-78 (13)
2/24/90	L	@Purdue	70-75 (9)
2/3/93	L	Purdue	57-62 (19)
3/14/93	W	@Purdue	72-62 (18)
1/22/94	L	@Purdue	63-101 (12)
2/23/94	L	Purdue	85-95 (14)
2/22/95	L	Purdue	55-64 (21)
1/27/96	L	@Purdue	53-70 (19)
2/15/96	L	Purdue	55-63 (11)
1/21/98	L	@Purdue	71-82 (12)
2/7/98	L	Purdue	75-107 (10)
2/22/03	W	Purdue	52-44 (24)
1/31/04	W	@Purdue	65-59 (21)
3/4/08	W	Purdue	80-77(15)
2/3/09	W	Purdue	82-70(12)
2/28/09	L	@Purdue	50-75(16)
3/15/09	L	vs. Purdue	61-65(24)
1/12/10	W	@Purdue	70-66(6)
2/17/10	L	Purdue	57(9)-60(4)
1/25/11	W	Purdue	87(1)-64(12)
2/20/11	L	@Purdue	63(2)-76(11)
1/21/16	L	@Purdue	64-75(22)
2/7/18	W	@Purdue	64(14)-63(3)

RANKED OSU TEAMS VS. PURDUE

Date	W/L	Site	OSU(#)-PU(#)
1/30/50	W	@Purdue	59(13)-52
1/21/56	L	@Purdue	69(11)-70
1/23/60	W	@Purdue	85(5)-71
1/28/61	W	Purdue	92(1)-62(10)
1/22/62	W	Purdue	91(1)-65
1/29/62	W	@Purdue	94(1)-73
3/2/63	W	Purdue	95(5)-75
2/1/69	L	@Purdue (ot)	85(12)-95(14)
2/11/69	W	Purdue	88(16)-85(8)
1/8/72	W	@Purdue	78(10)-70
2/12/72	W	Purdue	64(7)-62
1/5/80	W	Purdue	67(5)-58(8)
2/28/80	W	@Purdue	64(9)-60(18)
1/13/83	L	@Purdue	57(20)-64
3/5/83	W	Purdue	76(14)-65(20)
2/6/89	W	Purdue	70(15)-58
2/3/91	W	Purdue	66(3)-59
3/6/91	L	@Purdue	67(2)-72
2/8/92	W	Purdue	71(8)-59
2/26/92	W	@Purdue	71(8)-64
1/11/06	W	@Purdue	80(19)-64
3/5/06	W	Purdue	76(9)-57
1/31/07	W	@Purdue	78(4)-60
2/10/07	W	Purdue	63(3)-56
3/9/07	W	vs. Purdue	63(1)-52
2/17/10	L	Purdue	57(9)-60(4)
1/25/11	W	Purdue	87(1)-64(12)
2/20/11	L	@Purdue	63(2)-76(11)
2/7/12	W	Purdue	87(3)-84
3/9/12	W	vs. Purdue	88(7)-71
1/8/13	W	@Purdue	74(15)-64
12/31/13	W	@Purdue	78(3)-69
3/13/14	W	vs. Purdue	63(24)-61
2/4/15	L	@Purdue	58(20)-60
2/7/18	W	@Purdue	64(14)-63(3)

(#) indicates AP ranking

2018-19 Ohio State Roster vs. Purdue

No.	Player	Gms.	Mins.	Avg.	FG	FGA	FG%	3FG	FGA	3FG%	FT	FTA	FT%	Pts.	Avg.	Rebs.	Avg
0	Micah Potter	2	24	12.0	3	7	0.429	1	3	0.333	5	6	0.833	12	6.0	5	2.5
2	Musa Jallow	1	13	13.0	3	4	0.750	3	4	0.750	1	2	0.500	10	10.0	1	1.0
3	C.J. Jackson	2	49	24.5	4	14	0.286	1	7	0.143	4	6	0.667	13	6.5	4	2.0
24	Andre Wesson	2	42	21.0	4	6	0.667	3	5	0.600	2	2	1.000	13	6.5	3	1.5
25	Kyle Young	1	3	3.0	0	0	0.000	0	0	0.000	1	2	0.500	1	1.0	0	0.0
34	Kaleb Wesson	1	12	12.0	0	4	0.000	0	1	0.000	0	0	0.000	0	0.0	2	2.0

OHIO STATE VS. PURDUE

SERIES HISTORY WITH PURDUE

Date	W/L	OSU	PU	Site
1/21/05	W	26	23	H
2/10/13	L	18	28	A
1/24/14	W	33	24	H
2/27/14	W	32	22	A
1/9/15	L	17	19	H
2/6/15	L	17	19	A
1/22/16	W	24	19	H
2/4/16	W	25	19	A
2/9/17	L	28	29	H
3/3/17	L	17	32	A
2/4/18	L	32	50	A
2/22/18	L	20	38	H
2/8/19	L	20	42	A
3/1/19	L	21	27	H
1/17/20	W	37	35	H
3/1/20	L	25	63	A
1/22/21	L	32	40	H
2/12/21	L	23	41	A
2/10/23	L	21	26	H
2/27/23	L	20	53	A
1/8/24	L	23	24	A
2/27/24	W	39	26	H
1/9/26	W	28	25	H
1/13/26	L	22	29	A
1/8/27	L	27	35	A
2/12/27	L	29	33	H
2/22/29	L	23	49	H
3/4/29	L	34	45	A
2/3/30	L	14	60	A
2/15/30	L	25	27 (ot)	H
1/8/32	L	33	38 (ot)	H
2/16/32	L	26	43	A
2/18/33	W	28	27	H
2/27/33	W	29	17	A
2/4/35	L	41	42	A
2/23/35	W	40	39	H
1/6/36	L	27	36	H
2/3/36	L	27	48	A
2/12/38	W	37	29	H
2/21/38	L	36	49	A
3/4/39	W	51	35	H
1/8/40	L	32	49	A
2/15/41	W	57	38	H
1/10/42	L	32	45	A
1/31/42	W	46	40	H
1/23/43	W	34	32	A
1/25/43	L	38	56	A
2/4/44	L	49	59	H
2/5/44	W	54	47	H
1/6/45	L	36	37	A
1/22/45	W	50	35	H
1/5/46	W	57	50	H
1/21/46	W	48	38	A
2/10/47	W	75	61	H
1/24/48	L	64	69	A
1/22/49	W	66	56	H
1/30/50	W	59	52	A
2/3/51	W	84	72	H
1/14/52	W	85	69	A
1/10/53	W	67	65	A
2/2/53	W	79	77	H
1/9/54	W	91	74	H
1/30/54	W	77	73	A
1/22/55	L	82	93	A
2/19/55	L	70	82	H
1/21/56	L	69	70	A
1/7/57	W	75	68	H
1/27/58	W	75	73	H
2/8/58	L	63	83	A
1/24/59	L	69	86	A
3/7/59	L	87	93	H
1/23/60	W	85	71	A
1/28/61	W	92	62	H
1/22/62	W	91	65	H
1/29/62	W	94	73	A
2/2/63	W	97	93	A
3/2/63	W	95	75	H
1/25/64	W	98	87	H
1/9/65	L	64	71	A
2/12/66	W	68	54	H
3/7/66	L	86	92	A
1/23/67	W	82	72	H
2/13/67	L	66	86	A
1/6/68	W	108	80	H
2/24/68	L	72	93	A
2/1/69	L	85	95 (ot)	A
2/11/69	W	88	85	H
2/7/70	L	85	88	H
2/9/71	W	69	67	A
1/8/72	W	78	70	A
2/12/72	W	64	62	H
1/27/73	W	79	73	A
2/19/73	W	102	79	H
1/28/74	L	65	67	H
1/27/75	W	93	87	H
2/24/75	L	72	84	A
1/17/76	L	80	84	H
2/14/76	L	73	98	A
1/8/77	L	65	82	H
2/17/77	L	61	90	A
2/2/78	L	69	71	A
2/11/78	W	91	77	H
1/4/79	W	75	71	H
3/3/79	L	66	74	A
1/5/80	W	67	58	H
2/28/80	W	64	60	A
1/10/81	L	65	73	A
3/5/81	W	93	92 (3 ot)	H
1/21/82	L	60	66 (ot)	H
2/11/82	W	74	68	A
1/13/83	L	57	64	A
3/5/83	W	76	65	H
1/12/84	L	52	63	H
3/3/84	L	63	85	A
1/26/85	W	67	63	A
2/21/85	W	86	68	H
1/25/86	W	73	66	H
2/20/86	L	79	85	A
1/29/87	L	73	75	H
2/28/87	L	73	87	A
1/7/88	L	77	84	A
3/9/88	W	71	60	H
2/6/89	W	70	58	H
3/9/89	L	53	83	A
1/25/90	L	66	78	H
2/24/90	L	70	75	A
2/3/91	W	66	59	H
3/6/91	L	67	72	A
2/8/92	W	71	59	H
2/26/92	W	71	64	A
2/3/93	L	57	62	H
3/14/93	W	72	62	A
1/22/94	L	63	101	A
2/23/94	L	85	95	H
1/21/95	L	66	92	A
2/22/95	L	55	64	H
1/27/96	L	53	70	A
2/15/96	L	55	63	H
2/5/97	L	77	94	A
1/21/98	L	71	82	A
2/7/98	L	75	107	H
**1/19/99*	*W*	*72*	*43*	*H*
**2/6/99*	*W*	*80*	*69*	*A*
**1/29/00*	*W*	*68*	*59*	*H*
**2/14/01*	*W*	*65*	*64*	*A*
**1/2/02*	*W*	*79*	*71*	*A*
**2/23/02*	*W*	*77*	*66*	*H*
1/29/03	L	65	70	A
2/22/03	W	52	44	H
1/31/04	W	65	59	A
2/2/05	W	75	65	H
1/11/06	W	80	64	A
3/5/06	W	76	57	H
1/31/07	W	78	60	A
2/10/07	W	63	56	H
3/9/07	W	63	52	N
1/12/08	L	68	75	A
3/4/08	W	80	77 (ot)	H
2/03/09	W	80	72 (ot)	H
2/28/09	L	50	75	A
3/15/09	L	61	65	N
1/12/10	W	70	66	A
2/17/10	L	57	60	H
1/25/11	W	87	64	H
2/20/11	L	63	76	A
2/7/12	W	87	84	H
3/9/12	W	88	71	N
1/8/13	W	74	64	A
12/31/13	W	78	69	A
2/8/14	W	67	49	H
3/13/14	W	63	61	N
2/5/15	L	58	60	A
3/1/15	W	65	61	H
1/21/16	L	64	75	A
1/5/17	L	75	76	H
2/7/18	W	64	63	A

NOTE: Games in **Italic* vacated by NCAA.

Purdue Series Records

Ohio State Team vs. Purdue			OSU W/L	Score
FG	46 (79)	Purdue (1/6/68)	W	108-80
FGA	92 (39)	Purdue (1/25/64)	W	98-87
FG %	65.2 (30-46)	Purdue (1/25/86)	W	73-66
3 FG	13 (23)	Purdue (2/23/02)	W	77-66
3 FGA	24 (6)	@ Purdue (1/12/08)	L	75-68
3 FG %	57.9 (11-19)	Purdue (2/23/02)	W	77-66
FT	30 (39)	Purdue (2/19/73)	W	102-79
FTA	42 (26	Purdue (1/27/58)	W	75-73
FT %	92.9 (13-14)	@ Purdue (3/3/84)	L	85-63
OR	22	@ Purdue (3/6/91)	L	72-67
DR	32	vs. Purdue (3/9/12)	W	88-71
Rebs.	64	Purdue (1/25/64)	W	98-87
PF	35	@ Purdue (1/10/81)	L	73-65
Pts.	108	Purdue (1/6/68)	W	108-80
Assists	22	@ Purdue (2/5/97)	L	94-77
Steals	15	@ Purdue (1/21/98)	L	82-71
Blocks	9	@ Purdue (1/8/13)	W	74-64

Purdue Team vs. Ohio State			OSU W/L	Score
FG	42 (80)	@ Purdue (2/14/76)	L	98-73
FGA	97 (30)	Purdue (1/9/54)	W	91-74
FG %	64.0 (38-59)	@ Purdue (2/2/63)	W	97-93
3 FG	16 (26)	Purdue (2/7/98)	L	107-75
3 FGA	26 (12)	vs. Purdue (3/9/12)	W	88-71
3 FG %	61.5 (16-26)	Purdue (2/07/98)	L	107-75
FT	32 (38)	@ Purdue (2/28/87)	L	87-73
FTA	48 (31)	@ Purdue (1/10/81)	L	73-65
FT %	91.0 (20-22)	@ Purdue (3/7/66)	L	92-86
OR	22	@ Purdue (3/6/91)	L	72-67
DR	30	Purdue (1/5/17)	L	76-75
Rebs.	68	@ Purdue (1/24/59)	L	86-69
PF	30	Purdue (2/19/73)	W	102-79
Pts.	107	Purdue (2/7/98)	L	107-75
Assists	28	@ Purdue (1/12/08)	L	75-68
Blocks	10	@ Purdue (2/5/97)	L	94-77
Steals	12	@ Purdue (1/22/94)	L	101-63

Ohio State Individual vs. Purdue				
FG	20 (30)	Gary Bradds (1/25/64)	W	98-87
FGA	32 (14)	Robin Freeman (1/9/54)	W	91-74
3 FG	6 (11)	Jamar Butler (1/22/08)	L	75-68
3 FGA	11 (6)	Jamar Butler (1/22/08)	L	75-68
FT	12 (15)	Allan Hornyak (1/8/72)	W	78-70
FTA	16 (10)	Brad Sellers (2/20/86)	L	85-79
OR	9	Greg Oden (3/9/07)	W	63-52
DR	10	Greg Oden (3/9/07)	W	63-52
Rebs.	25	Jerry Lucas (1/22/62)	W	91-65
Pts.	47	Gary Bradds (1/25/64)	W	98-87
Assists	14	Curtis Wilson (1/7/88)	L	84-77
Blocks	7	Ken Johnson (1/29/00)	W	68-59
Steals	6	Aaron Craft (2/20/11)	W	80-64

Purdue Individual vs. Ohio State				
FG	16 (27)	Rick Mount (2/11/69)	W	88-85
FGA	30 (9)	Joe Sexson (1/30/54)	W	77-73
3 FG	7 (9)	D.J. Byrd (2/7/12)	W	87-84
3 FGA	11 (7)	Jaraan Cornell (1/21/98)	L	82-71
FT	20 (22)	Glenn Robinson (2/23/94)	L	95-85
FTA	22 (20)	Glenn Robinson (2/23/94)	L	95-85
OR	6	Matt Kiefer (1/11/06)	W	80-64
DR	12	Brad Miller (2/5/97)	L	94-77
Rebs.	21	William Franklin (1/8/72)	W	78-70
Pts.	40	Glenn Robinson (2/23/94)	L	95-85
Assists	12	Bruce Parkinson (2/24/75)	L	84-72
Blocks	7	A.J. Hammons (2/5/15)	L	58-60
Steals	5	Chris Kramer (1/12/08)	L	75-68

OHIO STATE VS. NEBRASKA

SERIES INFORMATION WITH NEBRASKA

Series ..... OSU leads 15-4
Games at Ohio State ..... OSU leads 8-1
Games at Nebraska ..... Ohio State leads 5-2
Neutral Games ..... OSU leads 2-1
Last OSU Win ..... 64-59 (1/22/18, Columbus)
Last NEB Win ..... 58-57 (2/17/18, Columbus)
Big Ten Tournament Record ..... Ohio State leads 2-0
Longest OSU win streak 9 (1987-2014)
Longest OSU home win streak 6 (1937-present)
Longest OSU away win streak 3 (1987-2014)
Longest NEB win streak 1, several (1936, 1985, 2014, 2017)
Longest NEB home win streak 1 (1936, 2014)
Longest NEB away win streak 1 (2017-present)
Current Series Streak ..... Ohio State W-1
Ranked OSU teams vs. NEB 9-1
OSU vs. ranked NEB teams 0-0
OSU when both teams are ranked 0-0

WHEN OSU SCORES....

	OSU Record				OSU Record		
	W	L	Pct.		W	L	Pct.
100+	1	0	1.000				
90-99	0	0	0.000	90+	1	0	1.000
80-89	3	0	1.000	80+	4	0	1.000
70-79	6	0	1.000	70+	10	0	1.000
60-69	4	2	0.667	60+	14	2	0.875
50-59	0	1	0.000	50+	14	3	0.824
40-49	1	0	1.000	40+	15	3	0.833
39 or fewer	0	1	0.000				
Total (19)	**15**	**4**	**0.789**				

NEBRASKA SERIES SCORING ANALYSIS

Points (Gms.)	OSU	NEB	Mar.	OSU Rcd.
All Games (19)	1,232	1,070	162	15-4
Avg.	69.5	55.0	14.5	
OSU Wins (15)	1,088	843	245	
Avg.	72.5	56.2	16.3	
OSU Losses (4)	208	227	-19	
Avg.	52.0	56.8	-4.8	
In Columbus (9)	657	492	165	8-1
Avg.	73.0	54.7	18.3	
Home Wins (8)	600	434	166	
Avg.	75.0	54.3	23.0	
Home Losses (1)	57	58	-1	
Avg.	57.0	58.0	0.0	
In Lincoln (7)	431	392	39	5-2
Avg.	61.6	56.0	5.6	
Away Wins (5)	346	292	54	
Avg.	69.2	58.4	10.8	
Away Losses (2)	85	100	-15	
Avg.	42.5	50.0	-7.5	
Neutral Site (3)	208.0	186.0	22	2-1
Avg.	69.3	62.0	7.3	
Neutral Wins (2)	142.0	117.0	25	
Avg.	71.0	58.5	12.5	
Neutral Losses (1)	66.0	69.0	-3	
Avg.	66.0	69.0	-3.0	

Saturday, Jan. 26, 2019
Pinnacle Bank Arena (15,000)
Lincoln, Nebraska
Noon, FS1

GENERAL INFORMATION

Location (Enrollment) ..... Lincoln, Neb. (26,079)
Colors ..... Scarlet and Cream
Conference ..... Big Ten
Nickname ..... Cornhuskers, Huskers
Arena (Capacity) ..... Pinnacle Bank Arena (15,000)
Interim Athletics Director ..... Dave Rimington

BASKETBALL INFORMATION

Head Coach ..... Tim Miles
Alma Mater ..... University of Mary, 1989
Record at Nebraska (Yrs.) ..... 97-97 (6 yrs.)
Career Record (Yrs.) ..... 380-317 (23 yrs.)

SPORTS INFORMATION

Basketball SID ..... Shamus McKnight
Office Phone 402-472-7772
SID E-mail ..... smcknight@huskers.com
Press Row Phone 402-904-5970
Website ..... huskers.com
Credentials ..... E-mail McKnight

OSU VS. RANKED NEBRASKA TEAMS

Date	W/L	Site	OSU(#)-IU(#)
None			

RANKED OSU TEAMS VS. NEBRASKA

Date	W/L	Site	OSU(#)-NEB(#)
12/14/88	W	Nebraska	103(14)-76
1/3/12	W	Nebraska	71(6)-40
1/21/12	W	@Nebraska	79(6)-45
1/2/13	W	Nebraska	70(8)-44
2/2/13	W	@Nebraska	63(11)-56
3/15/13	W	vs. Nebraska	71(10)-50
1/4/14	W	Nebraska	84(3)-53
1/20/14	L	@Nebraska	62(17)-68
3/14/14	W	vs. Nebraska	71(24)-67
1/22/18	W	Nebraska	64(13)-59

(#) indicates AP ranking

SERIES HISTORY WITH NEBRASKA

Date	W/L	OSU	NEB	Site
12/22/36	L	23	32	A
12/11/37	W	42	31	H
12/30/85	L	66	69	N
12/5/87	W	72	63	A
12/14/88	W	103	76	H
3/20/89	W	85	74	H
1/3/12	W	71	40	H
1/21/12	W	79	45	A
1/2/13	W	70	44	H
2/2/13	W	63	56	A
3/15/13	W	71	50	N
1/4/14	W	84	53	H
1/20/14	L	62	68	A
3/14/14	W	71	67	N
2/26/15	W	81	57	H
2/20/16	W	65	62 ot	A
1/18/17	W	67	66	A
2/18/17	L	57	58	H
1/22/18	W	64	59	H

2018-19 Ohio State Roster vs. Nebraska

No.	Player	Gms.	Mins.	Avg.	FG	FGA	FG%	3FG	FGA	3FG%	FT	FTA	FT%	Pts.	Avg.	Rebs.	Avg
0	Micah Potter	3	22	7.3	3	9	0.333	2	6	0.333	1	2	0.500	9	3.0	5	1.7
2	Musa Jallow	1	6	6.0	0	0	0.000	0	0	0.000	0	0	0.000	0	0.0	3	3.0
3	C.J. Jackson	3	71	23.7	6	18	0.333	1	9	0.111	5	5	1.000	18	6.0	7	2.3
24	Andre Wesson	3	38	12.7	1	5	0.200	1	3	0.333	0	0	0.000	3	1.0	2	0.7
25	Kyle Young	1	6	6.0	0	1	0.000	0	0	0.000	0	0	0.000	0	0.0	0	0.0
34	Kaleb Wesson	1	13	13.0	3	5	0.600	0	0	0.000	4	5	0.800	12	12.0	4	4.0

OHIO STATE VS. NEBRASKA

SERIES HISTORY WITH NEBRASKA

Nebraska Series Records

Ohio State Team vs. Nebraska			OSU W/L	Score
FG	36 (73)	Nebraska (12/14/88)	W	103-76
FGA	73 (36)	Nebraska (12/14/88)	W	103-76
FG %	.591 (26-44)	vs. Nebraska (3/15/13)	W	71-50
3 FG	11 (19)	vs. Nebraska (2/22/15)	W	81-57
3 FGA	21 (8)	@ Nebraska 1/21/12)	W	79-45
3 FG %	.579 (11-19)	vs. Nebraska (2/22/15)	W	81-57
FT	27 (30)	Nebraska (12/14/88)	W	103-76
FTA	30 (27)	Nebraska (12/14/88)	W	103-76
FT %	.900 (27-30)	Nebraska (12/14/88)	W	103-76
OR	16	Nebraska (12/14/88)	W	103-76
DR	34	@Nebraska (2/20/16)	W	65-62 ot
Rebs.	49	@Nebraska (2/20/16)	W	65-62 ot
PF	25	@ Nebraska (1/20/14)	L	62-68
Pts.	103	Nebraska (12/14/88)	W	103-76
Assists	20	vs. Nebraska (3/15/13)	W	71-50
Blocks	8	@Nebraska (2/20/16)	W	65-62 ot
Steals	14	Nebraska (12/14/88)	W	103-76

Nebraska Team vs. Ohio State			OSU W/L	Score
FG	31 (57)	vs. Nebraska (12/30/85)	L	66-69
FGA	70 (19)	@Nebraska (2/20/16)	W	65-62 ot
FG %	.544 (31-57)	vs. Nebraska (12/30/85)	L	66-69
3 FG	9 (35)	@Nebraska (2/20/16)	W	65-62 ot
3 FGA	35 (9)	@Nebraska (2/20/16)	W	65-62 ot
3 FG %	.276 (8-29)	Nebraska (1/22/18)	W	64-59
FT	17 (20)	vs. Nebraska (3/14/14)	W	71-67
FTA	23 (15)	@Nebraska (2/20/16)	W	65-62 ot
FT %	.900 (9-10)	Nebraska (3/20/89)	W	85-74
OR	19	@Nebraska (2/20/16)	W	65-62 ot
DR	28*	@ Nebraska (1/18/17)	W	67-66
Rebs.	40	@Nebraska (2/20/16)	W	65-62 ot
PF	26	vs. Nebraska (3/14/14)	W	71-67
Pts.	76	Nebraska (12/14/88)	W	103-76
Assists	17	@Nebraska (3/20/89)	W	85-74
Blocks	5*	@ Nebraska (2/2/13)	W	63-56
Steals	13	Nebraska (1/3/12)	W	71-40

Ohio State Individual vs. Nebraska				
FG	10 (15)	Jay Burson (12/5/87)	W	72-63
FGA	16 (9)	Deshaun Thomas (1/2/13)	W	70-44
3 FG	5 (7)	Lenzelle Smith Jr. (1/2/13)	W	70-44
3 FGA	7 (5)	Lenzelle Smith Jr. (1/2/13)	W	70-44
FT	9 (10)	Tony White (12/14/88)	W	103-76
FTA	10 (8)*	Aaron Craft (1/20/14)	L	62-68
OR	6*	Trevor Thompson (1/18/17)	W	67-66
DR	11	LaQuinton Ross (3/14/14)	W	71-67
Rebs.	18	Brad Sellers (12/30/85)	L	66-69
Pts.	28	Jay Burson (12/5/87)	W	72-63
Assists	8*	Aaron Craft (1/2/13)	W	71-50
Blocks	4	Amir Williams (1/2/13)	W	70-44
Steals	3*	Sam Thompson (2/26/15)	W	81-57

Nebraska Individual vs. Ohio State				
FG	11 (18)	James Palmer, Jr. (1/22/18)	W	64-59
FGA	18 (11)*	James Palmer, Jr. (1/22/18)	W	64-59
3 FG	5 (11)*	James Palmer, Jr. (1/22/18)	W	64-59
3 FGA	15 (4)	Ray Gallegos (1/2/13)	W	70-44
FT	7 (8)*	James Palmer, Jr. (1/22/18)	W	64-59
FTA	9 (4)	Derrick Vick (12/5/87)	W	72-63
OR	7	Michael Jacobson (2/20/16)	W	65-62 ot
DR	8*	Evan Taylor (1/18/17)	W	67-66
Rebs.	11	David Rivers (2/26/15)	W	81-57
Pts.	34	James Palmer, Jr. (1/22/18)	W	64-59
Assists	5	Tai Webster (2/20/16)	W	65-62 ot
Blocks	3	Michael Jacobson (2/20/16)	W	65-62 ot
Steals	7	B. Richardson (1/3/12)	W	71-40

OHIO STATE VS. MICHIGAN

SERIES INFORMATION WITH MICHIGAN

Series ..... Ohio State leads 97-77
Games at Ohio State ..... Ohio State leads 56-27
Games at Michigan ..... Michigan leads 47-37
Neutral Games ..... Ohio State leads 4-2
Big Ten Tournament Games ..... Ohio State leads 4-1
Last Ohio State Win ..... 71-62 (12/4/17, Columbus)
Last Michigan Win ..... 74-62 (2/18/18, Ann Arbor)
Longest Ohio State win streak 8 (1967-72)
Longest OSU home win streak 15 (1950-65)
Longest OSU away win streak 4 (1967-71)
Longest UM streak ..... 7 (2),(1974-77, 1992-96)
Longest UM home win streak 8 (1923-34)
Longest UM away win streak 5 (1993-98)
Current Series Streak ..... Michigan W-1
Ranked OSU teams vs. UM 35-10
OSU vs. ranked UM teams 15-27
OSU when both teams are ranked 7-7

WHEN OSU SCORES...

	OSU Record				OSU Record		
	W	L	Pct.		W	L	Pct.
100+	5	0	1.000				
90-99	12	1	0.923	90+	17	1	0.944
80-89	12	7	0.632	80+	29	8	0.784
70-79	23	18	0.561	70+	52	25	0.675
60-69	25	19	0.568	60+	77	45	0.631
50-59	6	8	0.429	50+	83	53	0.610
40-49	7	2	0.778	40+	90	55	0.621
39 or fewer	13	23	0.361				
Total (181)	103	78	0.569				

MICHIGAN SERIES SCORING ANALYSIS

Points (Gms.)	OSU	UM	Mar.	OSU Rcd.
All Games (181)	11,399	11,090	309	103-78
Avg.	63.0	61.3	1.7	
OSU Wins (103)	7,061	5,910	1,151	
Avg.	68.6	57.4	11.2	
OSU Losses (78)	4,338	5,180	-842	
Avg.	55.6	66.4	-10.8	
In Columbus (86)	5,437	5,002	435	59-27
Avg.	63.2	58.2	5.1	
Home Wins (59)	4,073	3,364	709	
Avg.	69.0	57.0	12.0	
Home Losses (27)	1,364	1,638	-274	
Avg.	50.5	60.7	-10.1	
In Ann Arbor (87)	5,374	5,558	-184	38-49
Avg.	61.8	63.9	-2.1	
Away Wins (38)	2,540	2,163	377	
Avg.	66.8	56.9	9.9	
Away Losses (49)	2,834	3,395	-561	
Avg.	57.8	69.3	-11.4	
Neutral Site (8)	588.0	530.0	58	6-2
Avg.	73.5	66.3	7.3	
Neutral Wins (6)	448.0	383.0	65	
Avg.	74.7	63.8	10.8	
Neutral Losses (2)	140.0	147.0	-7	
Avg.	70.0	73.5	-3.5	

Note: Includes statistics from seven (6-1) vacated games from 1999-2002

Tuesday, Jan. 29, 2019
Crisler Center (12,721)
Ann Arbor, Michigan
9 p.m., ESPN/2

GENERAL INFORMATION

Location (Enrollment) ..... Ann Arbor, Mich. (43,651)
Colors ..... Maize and Blue
Conference ..... Big Ten
Nickname ..... Wolverines
Arena (capacity) ..... Crisler Center (12,707)
Athletics Director: ..... Dave Brandon

BASKETBALL INFORMATION

Head Coach ..... John Beilein
Alma Mater ..... Wheeling Jesuit, 1975
Record at Michigan (Yrs.) ..... 248-143 (11 yrs.)
Career Record (Yrs.) ..... 724-418 (36 yrs.)

SPORTS INFORMATION

Basketball SID ..... Tom Wywrot
Office Phone 734-647-1268
SID E-mail ..... twywrot@umich.edu
Website ..... mgoblue.com
Credentials ..... www.mgoblue.com/media

OSU VS. RANKED MICHIGAN TEAMS

Date	W/L	Site	OSU(#)-UM(#)
1/18/64	L	@Michigan	64-82(3)
2/3/64	W	Michigan	86-85(2)
2/20/65	L	@Michigan	61-100(1)
3/8/65	W	Michigan	93-85(1)
2/27/71	W	@Michigan	91(18)-85(23)
2/9/74	L	@Michigan	68-91(16)
1/4/75	L	@Michigan	73-85(17)
1/12/76	L	@Michigan	81-84(19)
1/24/77	L	Michigan	81-92(5)
2/5/77	L	@Michigan	72-93(7)
1/24/81	W	Michigan	69-63(16)
2/12/81	W	@Michigan	105-87(13)
1/5/85	L	@Michigan	82-87(16)
3/6/85	L	Michigan	72-77(3)
1/4/86	L	Michigan	68-78(2)
3/6/86	L	@Michigan	82-99(7)
1/18/88	W	Michigan	70-68(10)
3/12/88	L	@Michigan	76-95(10)
1/16/89	L	@Michigan	73(18)-99(6)
2/23/89	L	Michigan	72-89(13)
2/18/90	W	Michigan	64-61(5)
2/2/92	W	@Michigan	68(8)-58(15)
3/3/92	W	Michigan	77(5)-66(18)
3/29/92	L	vs Michigan (ot)	71(3)-75(15)
1/26/93	L	@Michigan	62-72(5)
2/28/93	L	Michigan	64-66(5)
1/13/94	L	@Michigan (ot)	75-86(10)
2/13/94	L	Michigan	70-72(11)
2/3/96	L	Michigan	58-77(20)
1/2/97	W	@Michigan	73-71(8)
1/17/98	L	Michigan	61-79(19)
2/11/98	L	@Michigan	68-76(21)
2/9/06	W	@Michigan	94(19)-84(22)
1/17/09	W	@Michigan	64-58(24)
1/29/12	W	Michigan	64(4)-49(20)
2/18/12	L	@Michigan	51(6)-56(17)
3/10/12	W	vs. Michigan	77(7)-55(10)
1/13/13	W	Michigan	56(15)-53(2)
2/5/13	L	@Michigan	74(10)-76(3)
2/11/14	L	Michigan	60(22)-70(15)
3/15/14	L	vs. Michigan	69(24)-72(8)
2/18/18	L	@Michigan	62(8)-74(22)

RANKED OSU TEAMS VS. MICHIGAN

Date	W/L	Site	OSU(#)-UM(#)
2/26/49	W	@Michigan	69(18)-44
1/16/50	W	Michigan	74(15)-58
2/27/50	W	@Michigan	69(3)-58
1/2/56	W	@Michigan	79(15)-66
2/1/60	W	Michigan	99(5)-52
2/4/61	W	@Michigan	80(1)-58
1/13/62	W	Michigan	89(1)-64
2/12/62	W	@Michigan	72(1)-57
1/12/63	W	Michigan	68(4)-66
2/16/63	W	@Michigan	75(9)-68
1/18/69	W	@Michigan	98(13)-85
2/27/71	W	@Michigan	91(18)-85(23)
1/15/72	W	Michigan	84(9)-73
1/29/72	L	@Michigan	78(6)-88
1/20/79	W	@Michigan	78(16)-69
2/8/79	W	Michigan	63(13)-60
1/19/80	L	@Michigan(ot)	74(2)-75
2/7/80	W	Michigan	66(13)-63
2/26/83	W	@Michigan	81(15)-71
1/16/89	L	@Michigan	73(18)-99(6)
1/5/91	W	@Michigan	67(6)-57
2/11/91	W	Michigan	81(3)-65
2/2/92	W	@Michigan	68(8)-58(15)
3/3/92	W	Michigan	77(5)-66(18)
3/29/92	L	vs.Michigan(ot)	71(3)-75(15)
2/6/00	W	@Michigan	88(5)-67
2/9/06	W	@Michigan	94(19)-84(22)
2/25/06	W	Michigan	64(13)-54
2/6/07	W	Michigan	76(3)-63
3/3/07	W	@Michigan	65(1)-61
3/9/07	W	vs. Michigan	72(1)-62
2/27/10	W	Michigan	66(9)-55
3/12/10	W	vs. Michigan	69(5)-68
1/12/11	W	@Michigan	68(2)-64
2/3/11	W	Michigan	62(1)-53
3/12/11	W	vs. Michigan	68(1)-61
1/29/12	W	Michigan	64(4)-49(20)
2/18/12	L	@Michigan	51(6)-56(17)
3/10/12	W	vs. Michigan	77(7)-55(10)
1/13/13	W	Michigan	56(15)-53(2)
2/5/13	L	@Michigan	74(10)-76(3)
2/11/14	L	Michigan	60(22)-70(15)
3/15/14	L	vs. Michigan	69(24)-72(8)
2/22/15	L	@Michigan	57(24)-64
2/18/18	L	@Michigan	62(8)-74(22)

(#) indicates *AP* ranking

2018-19 Ohio State Roster vs. Michigan

No.	Player	Gms.	Mins.	Avg.	FG	FGA	FG%	3FG	FGA	3FG%	FT	FTA	FT%	Pts.	Avg.	Rebs.	Avg
0	Micah Potter	1	11	11.0	3	6	0.500	1	4	0.250	0	0	0.000	7	7.0	1	1.0
2	Musa Jallow	2	17	8.5	0	2	0.000	0	2	0.000	1	2	0.500	1	1.0	0	0.0
3	C.J. Jackson	3	81	27.0	7	22	0.318	3	11	0.273	11	13	0.846	28	9.3	16	5.3
24	Andre Wesson	3	47	15.7	4	6	0.667	1	2	0.500	2	2	1.000	11	3.7	8	2.7
25	Kyle Young	2	43	21.5	4	8	0.500	0	0	0.000	0	0	0.000	8	4.0	9	4.5
34	Kaleb Wesson	2	43	21.5	4	10	0.400	0	0	0.000	8	12	0.667	16	8.0	9	4.5

OHIO STATE VS. MICHIGAN

SERIES HISTORY WITH MICHIGAN

Date	W/L	OSU	UM	Site
2/28/09	W	29	22	H
3/7/09	W	46	26	A
1/21/18	W	37	7	H
3/9/18	W	34	27	A
2/21/19	L	20	38	A
3/8/19	L	20	23	H
1/31/20	W	30	18	A
3/13/20	W	34	20	H
1/15/21	W	22	10	A
3/5/21	L	25	36	H
1/9/22	W	25	22	A
2/11/22	L	17	38	H
1/27/23	L	25	49	A
2/22/23	L	14	39	H
1/17/25	L	29	39	A
2/16/26	W	32	13	H
2/20/26	W	32	31	H
3/6/26	L	28	44	A
1/16/28	L	21	41	A
2/27/28	L	39	45	H
2/9/29	L	24	34	A
3/2/29	L	26	27	H
1/17/31	W	22	16	H
1/26/31	L	22	40	A
1/28/32	L	25	38	H
3/7/32	L	27	30	A
1/22/34	L	28	32	A
2/17/34	L	20	26	H
1/7/35	W	33	30 (ot)	A
3/2/35	W	30	28	H
1/23/37	W	37	32	A
2/27/37	L	24	38	H
1/10/38	L	28	38	A
1/24/38	L	26	29	H
1/23/39	W	45	31	H
2/27/39	W	42	28	A
1/6/40	L	35	40	A
3/2/40	W	51	32	H
1/6/41	W	49	39	A
3/1/41	W	45	37	H
1/24/42	L	39	53	A
2/20/43	W	46	44	H
2/22/43	W	53	48	H
1/28/44	W	53	49	A
1/29/44	W	52	39	A
12/30/44	W	44	41 (ot)	A
1/20/45	W	61	47	H
12/29/45	W	57	40	H
1/26/46	L	46	62	A
2/8/47	L	53	56	A
3/3/47	L	62	66	H
2/2/48	W	70	66	H
2/28/48	L	36	40	A
1/29/49	L	48	54	A
2/26/49	W	69	44	H
1/16/50	W	74	58	H
2/27/50	W	69	58	A
2/19/51	W	68	66	A
2/23/52	W	80	67	H
1/5/53	W	79	46	A
3/9/53	W	95	71	H
1/4/54	L	76	85	A
2/13/54	W	97	77	H
1/8/55	L	81	88 (ot)	A
2/21/55	W	72	68	H
1/2/56	W	79	66	A
2/23/57	W	94	88	H
1/13/58	L	63	72	A
2/15/58	W	85	76	H
1/10/59	L	74	78	A
2/28/59	W	106	83	H
2/1/60	W	99	52	H
2/4/61	W	80	58	A
1/13/62	W	89	64	H
2/12/62	W	72	57	A
1/12/63	W	68	66	H
2/16/63	W	75	68	A
1/18/64	L	64	82	A
2/3/64	W	86	85	H
2/20/65	L	61	100	A
3/8/65	W	93	85	H
1/8/66	L	78	83	H
2/18/67	W	97	85	A
1/2068	W	103	70	H
1/27/68	W	95	92	A
1/18/69	W	98	85	A
3/8/69	W	95	86	H
1/13/70	W	103	95	H
2/27/71	W	91	85	A
1/15/72	W	84	73	H
1/29/72	L	78	88	A
1/6/73	L	62	68	H
3/10/73	W	102	87	A
2/9/74	L	68	91	A
1/4/75	L	73	85	A
3/8/75	L	64	83	H
1/12/76	L	81	84	A
2/9/76	L	66	90	H
1/24/77	L	81	92	H
2/5/77	L	72	93	A
1/23/78	W	80	71	H
2/9/78	L	74	85	A
1/20/79	W	78	69	A
2/8/79	W	63	60	H
1/19/80	L	74	75 (ot)	A
2/7/80	W	66	63	H
1/24/81	W	69	63	H
2/12/81	W	105	87	A
1/28/82	L	60	62 (ot)	A
2/18/82	W	64	63	H
1/20/83	W	75	68	H
2/26/83	W	81	71	A
1/18/84	W	62	60	A
2/25/84	L	59	62	H
1/5/85	L	82	87	A
3/6/85	L	72	77	H
1/4/86	L	68	78	H
3/6/86	L	82	99	A
1/8/87	L	92	107	A
2/5/87	W	95	87	H
1/18/88	W	70	68	H
3/12/88	L	76	95	A
1/16/89	L	73	99	A
2/23/89	L	72	89	H
1/18/90	L	88	90	A
2/18/90	W	64	61	H
1/5/91	W	67	57	A
2/11/91	W	81	65	H
2/2/92	W	68	58	A
3/3/92	W	77	66	H
3/29/92	L	71	75 (ot)	N
1/26/93	L	62	72	A
2/28/93	L	64	66	H
1/13/94	L	75	86 (ot)	A
2/13/94	L	70	72	H
2/8/95	L	58	72	A
2/3/96	L	58	77	H
1/2/97	W	73	71	A
3/5/97	L	81	86 (ot)	H
1/28/98	L	61	79	H
2/11/98	L	68	78	A
**1/16/99*	*L*	*74*	*84*	*A*
**2/9/99*	*W*	*74*	*69*	*H*
**3/5/99*	*W*	*87*	*69*	*N*
2/6/00	W	88	67	A
**1/18/01*	*W*	*78*	*61*	*H*
**1/24/02*	*W*	*69*	*47*	*H*
**3/2/02*	*W*	*84*	*75*	*A*
**3/8/02*	*W*	*75*	*68*	*N*
1/15/03	L	50	61	H
2/15/03	L	54	70	A
2/29/04	L	64	75	A
2/5/05	W	72	46	H
2/9/06	W	94	85	A
2/25/06	W	64	54	H
2/6/07	W	73	63	H
3/3/07	W	65	61	A
3/9/07	W	72	62	N
2/5/08	W	65	55	H
2/17/08	L	70	80	A
1/17/09	W	65	58	A
1/28/09	W	72	54	H
1/3/10	L	64	73	A
2/27/10	W	66	55	H
3/12/10	W	69	68	N
1/12/11	W	68	64	A
2/3/11	W	62	53	H
3/12/11	W	68	61	N
1/29/12	W	64	49	H
2/18/12	L	51	56	A
3/10/12	W	77	55	N
1/13/13	W	56	53	H
2/5/13	L	74	76 (ot)	A
2/11/14	L	60	70	H
3/15/14	L	69	72	N
1/13/15	W	71	52	H
2/22/15	L	57	64	A
2/16/16	W	76	66	H
2/4/17	W	70	66	A
12/4/17	W	71	62	H
2/18/18	L	62	74	A

NOTE: Games in **Italic* vacated by NCAA.

Michigan Series Records

Ohio State Team vs. Michigan			OSU W/L	Score
FG	46 (92)	Michigan (2/28/59)	W	106-83
FGA	100 (35)	@ Michigan (1/10/59)	L	78-74
FG %	70.0 (44-63)	@ Michigan (2/12/81)	W	105-87
3 FG	15 (24)	@ Michigan (2/9/06)	W	94-85
3 FGA	26 (8)	Michigan (2/5/05)	W	72-46
3 FG %	62.5 (15-24)	@ Michigan (2/9/06)	W	94-85
FT	33 (43)	Michigan (2/15/58)	L	85-76
FTA	44 (31)	@ Michigan (1/8/55)	L	88-81
FT %	100 (16-16)	Michigan (1/15/03)	L	61-50
OR	21	Michigan (3/29/92)	W	75-71
DR	31	Michigan (1/24/02)	W	69-47
Rebs.	64	Michigan (1/20/68)	W	103-70
PF	32	@ Michigan (1/29/72)	L	88-78
Pts.	106	Michigan (2/28/59)	W	106-83
Assists	21	Michigan (2/11/91)	W	81-65
Blocks	13	Michigan (2/6/07)	W	76-63
Steals	17	Michigan (2/5/05)	W	72-46

Michigan Team vs. Ohio State			OSU W/L	Score
FG	43 (83)	Michigan (2/9/76)	L	90-66
FGA	100 (36)	Michigan (3/8/69)	W	95-86
FG %	64.1 (41-64)	@ Michigan (1/16/89)	L	99-73
3 FG	14 (24)	@Michigan (2/5/13)	L	74-76 ot
3 FGA	35 (13)	@ Michigan (2/4/17)	W	70-66
3 FG %	58.3 (14-24)	@ Michigan (1/8/87)	L	107-92
FT	32 (50)	@ Michigan (1/29/72)	L	88-78
FTA	50 (32)	@ Michigan (1/29/72)	L	88-78
FT %	1.00 (16-16)	@ Michigan (3/2/02)	W	84-75
OR	20	Michigan (3/3/92)	W	77-66
DR	32	Michigan (2/23/89)	L	89-72
Rebs.	69	@ Michigan (2/20/65)	L	100-61
PF	35	@ Michigan (1/27/68)	W	95-92
Pts.	107	@ Michigan (1/8/87)	L	107-92
Assists	29	@ Michigan (3/12/88)	L	95-76
Blocks	9	@ Michigan (1/18/90)	L	90-88
Steals	11	Michigan (3/3/92)	W	77-66

Ohio State Individual vs. Michigan				
FG	16 (28)	Allan Hornyak (2/27/71)	W	91-85
FGA	31 (10)	Robin Freeman (1/8/55)	L	88-81
3 FG	5 (6)	Je'Kel Foster (2/9/06)	W	94-85
3 FGA	13 (4)	Tony Stockman (2/29/04)	L	75-64
FT	15 (17)	Robin Freeman (1/8/55)	L	88-81
FTA	17 (15)	Robin Freeman (1/8/55)	L	88-81
OR	8	Lenzelle Smith Jr. (1/29/12)	W	64-49
DR	11	Jared Sullinger (2/3/11)	W	62-53
Rebs.	20	Jerry Lucas (1/13/62)	W	89-64
Pts.	42	Gary Bradds (2/3/64)	W	86-85
Assists	9	Jamar Butler (2/5/08)	W	65-55
Blocks	7	Greg Oden (2/6/07)	W	76-63
Steals	6	Jerry Francis (2/5/87)	W	95-87

Michigan Individual vs. Ohio State				
FG	17 (27)	Mike McGee (2/12/81)	W	105-87
FGA	36 (17)	Henry Wilmore (2/27/71)	W	91-85
3 FG	6 (9)*	Tim Hardaway Jr. (2/5/13)	L	76-74 ot
3 FGA	10 (6)	Robbie Reid (1/16/99)	L	84-74
FT	16 (22)	Henry Wilmore (1/29/72)	L	88-78
FTA	22 (16)	Henry Wilmore (1/29/72)	L	88-78
OR	7	Brent Petway (2/29/04)	L	75-64
DR	11	Glen Rice (1/8/87)	L	107-92
Rebs.	21	M.C. Burton (2/15/58)	W	85-76
Pts.	42	Henry Wilmore (2/27/71)	W	91-85
Assists	12	Gary Grant (3/12/88)	L	95-76
Blocks	6	Ekpe Udoh (2/17/08)	L	80-70
Steals	5	Daniel Horton (2/9/06)	W	94-85

OHIO STATE VS. PENN STATE

SERIES INFORMATION WITH PENN STATE

Series ..... Ohio State leads 34-17
Games at Ohio State ..... Ohio State leads 17-5
Games at Penn State ..... Ohio State leads 13-9
Neutral Site Games ..... Ohio State leads 4-3
Last Ohio State Win ..... 71-70 (2/28/17, State College)
Last Penn State Win ..... 69-68 (3/2/18, New York)
Longest Ohio State win streak 18 (2004-2014)
Longest OSU home win streak 9 (2000-2013)
Longest OSU away win streak 6 (2005-2013)
Longest PSU win streak 4 (1995-96)
Longest PSU home win streak 5 (1995-99)
Longest PSU away win streak 2 (1995-96)
Current Series Streak ..... Penn State W-3
Ranked OSU teams vs. Penn State 18-7
OSU vs. ranked Penn State teams 0-2
OSU record when both teams are ranked ..... None

WHEN OSU SCORES...

	OSU Record				OSU Record		
	W	L	Pct.		W	L	Pct.
100+	1	0	1.000				
90-99	2	0	1.000	90+	3	0	1.000
80-89	2	3	0.400	80+	5	3	0.625
70-79	21	5	0.808	70+	26	8	0.765
60-69	11	6	0.647	60+	37	14	0.725
50-59	0	3	0.000	50+	37	17	0.685
40-49	0	1	0.000	40+	37	18	0.673
39 or fewer	0	0	0.000				
Total (55)	**37**	**18**	**0.673**				

PENN STATE SERIES SCORING ANALYSIS

Points (Gms.)	OSU	PSU	Mar.	OSU Rcd.
All Games (55)	3,895	3,677	218	37-18
Avg.	70.8	66.9	4.0	
OSU Wins (37)	2,736	2,313	423	
Avg.	73.9	62.5	11.4	
OSU Losses (18)	1,227	1,364	-137	
Avg.	18.0	75.8	-7.6	
In Columbus (25)	1,871	1,616	255	19-6
Avg.	74.8	64.6	10.2	
Home Wins (19)	1,429	1,146	283	
Avg.	75.2	60.3	14.9	
Home Losses (6)	442	470	-28	
Avg.	73.7	78.3	-4.7	
In Univ. Park (23)	1,615	1,594	21	14-9
Avg.	70.2	69.3	0.9	
Away Wins (14)	1,022	907	115	
Avg.	73.0	64.8	8.2	
Away Losses (9)	593	687	-94	
Avg.	65.9	76.3	-10	
Neutral Site (7)	477.0	467.0	10	4-3
Avg.	68.1	66.7	1	
Neutral Wins (4)	285.0	260.0	25	
Avg.	71.3	65.0	6	
Neutral Losses (3)	192.0	207.0	-15	
Avg.	64.0	69.0	-5.0	

Note: Includes statistics from four (3-1) vacated games from 1999-2002

Thursday, Feb. 7, 2019
Value City Arena (18,809)
Columbus, Ohio
7 p.m., ESPN/2

GENERAL INFORMATION

Location (Enrollment) ..... University Park, Pa. (46,848)
Colors ..... Blue and White
Conference ..... Big Ten
Nickname ..... Nittany Lions
Arena (capacity) ..... Bryce Jordan Center (15,261)
Athletic Director ..... Sandy Barbour

BASKETBALL INFORMATION

Head Coach ..... Patrick Chambers
Alma Mater ..... Philadelphia University, 1994
Record at Penn State (Yrs.) ..... 113-122 (7 yrs.)
Career Record (Yrs.) ..... 155-150 (9 yrs.)

SPORTS INFORMATION

Basketball SID ..... Rose Carter
Office Phone 814-865-3163
SID E-mail ..... rpc14@psu.edu
Press Row Phone 814-863-3294
Website ..... gopsusports.com
Credentials http://gopsu.info/MBB1617apply

OSU VS. RANKED PENN STATE TEAMS

Date	W/L	Site	OSU(#)-PSU(#)
1/3/96	L	Penn State	69-72(25)
3/9/96	L	@Penn State	70-86(16)

RANKED OSU TEAMS VS. PENN STATE

Date	W/L	Site	OSU(#)-PSU(#)
12/23/61	W	Penn State	92(1)-49
1/2/92	W	Penn State	73(7)-63
2/27/99	L	@Penn State	85(10)-98
2/12/00	W	Penn State	88(5)-75
3/1/00	W	@Penn State	79(6)-73
3/10/00	L	vs. Penn State	66(4)-73
1/5/06	W	Penn State	104(18)-69
1/21/06	W	@Penn State	75(19)-65
3/10/06	W	vs. Penn State	63(7)-56
2/14/07	W	@Penn State	64(2)-62
2/21/07	W	Penn State	68(2)-60
2/3/10	W	Penn State	75(13)-62
2/24/10	W	@Penn State	75(9)-67
1/15/11	W	Penn State	69(2)-66
3/1/11	W	@Penn State	82(1)-61
3/13/11	W	vs. Penn State	71(1)-60
1/25/12	W	Penn State	79(4)-58
1/26/13	W	@Penn State	65(14)-51
1/29/14	L	Penn State-ot	70(24)-71
2/27/14	L	@Penn State	63(22)-65
2/11/15	W	Penn State	75(23)-55
3/4/15	W	@Penn State	77(23)-67
1/25/18	L	Penn State	79(13)-82
2/15/18	L	@Penn State	56(8)-79
3/2/18	L	vs. Penn State	68(13)-69

(#) indicates *AP* ranking

2018-19 Ohio State Roster vs. Penn State

No.	Player	Gms.	Mins.	Avg.	FG	FGA	FG%	3FG	FGA	3FG%	FT	FTA	FT%	Pts.	Avg.	Rebs.	Avg
0	Michah Potter	4	46	11.5	4	17	0.235	1	8	0.125	7	9	0.778	16	4.0	9	4.0
2	Musa Jallow	2	21	10.5	1	6	0.167	0	3	0.000	3	4	0.750	5	2.5	2	1.0
3	C.J. Jackson	4	105	26.3	11	28	0.393	4	16	0.250	6	6	1.000	32	8.0	9	2.3
14	Joey Lane	1	1	1.0	0	1	0.000	0	1	0.000	0	0	0.000	0	0.0	0	0.0
24	Andre Wesson	4	91	22.8	6	10	0.600	3	6	0.500	3	4	0.750	18	4.5	6	1.5
25	Kyle Young	1	10	10.0	2	3	0.667	0	0	0.000	0	1	0.000	4	4.0	2	2.0
34	Kaleb Wesson	3	62	20.7	9	18	0.500	0	1	0.000	4	7	0.571	22	7.3	11	3.7

OHIO STATE VS. PENN STATE

SERIES HISTORY WITH PENN STATE

Date	W/L	OSU	PSU	Site
12/30/50	L	58	67	N
12/23/61	W	92	49	H
12/8/73	W	72	65	H
12/7/75	L	68	74	A
1/2/92	W	73	63	H
1/5/93	W	71	68	A
2/5/93	W	62	59	H
1/19/94	W	79	57	H
2/19/94	W	60	57	A
1/14/95	L	64	78	H
3/1/95	L	68	75	A
1/3/96	L	69	72	H
3/9/96	L	70	86	A
1/8/97	W	70	62	H
3/1/97	L	55	56	A
2/16/98	L	81	90	A
2/28/98	L	85	89	H
**11/20/98*	*W*	*70*	*62*	*H*
2/27/99	L	85	98 (ot)	A
2/12/00	W	88	75	H
3/1/00	W	79	73	A
3/10/00	L	66	71	N
**1/10/01*	*L*	*75*	*78*	*H*
**3/3/01*	*W*	*93*	*87*	*A*
**1/16/02*	*W*	*76*	*57*	*H*
2/12/03	W	76	67	A
1/10/04	L	47	64	A
3/3/04	W	71	64	H
1/26/05	W	68	62	H
2/12/05	W	66	56	A
3/10/05	W	72	69	N
1/5/06	W	104	69	H
1/21/06	W	75	65	A
3/10/06	W	63	56	N
2/14/07	W	64	62	A
2/21/07	W	68	60	H
1/29/08	W	68	56	A
2/24/09	W	73	59	H
2/3/10	W	75	62	H
2/24/10	W	75	67	A
1/15/11	W	69	66	H
3/1/11	W	82	61	A
3/13/11	W	71	60	N
1/25/12	W	78	54	H
1/26/13	W	65	51	A
1/29/14	L	70	71 (ot)	H
2/27/14	L	63	65	A
2/8/15	W	75	55	H
3/4/15	W	77	67	A
1/21/16	W	66	46	H
3/10/16	W	79	75	N
2/28/17	W	71	70	A
1/25/18	L	79	82	H
2/15/18	L	56	79	A
3/2/18	L	68	69	N

NOTE: Games in **Italic* vacated by NCAA.

Penn State Series Records

Ohio State Team vs. Penn State			OSU W/L	Score
FG	43 (68)	Penn State (1/5/06)	W	104-69
FGA	83 (21)	Penn State (12/30/50)	L	67-58
FG %	63.2 (43-68)	Penn State (1/5/06)	W	104-69
3 FG	13 (24)	@Penn State (3/1/11)	W	82-61
3 FGA	31 (11)	Penn State (3/10/05)	W	72-69
3 FG %	60.0 (6-10)	Penn State (1/19/94)	W	79-57
FT	26 (39)	vs. Penn State (3/10/16)	W	79-75
FTA	39 (26)	vs. Penn State (3/10/16)	W	79-75
FT %	1.00 (16-16)	Penn State (1/25/18)	L	82-79
OR	21	Penn State (3/10/00)	L	71-66
DR	35	Penn State (1/25/12)	W	78-54
Rebs.	66	Penn State (12/23/61)	W	92-49
PF	26	@ Penn State (2/27/99)	L	98-85
Pts.	104	Penn State (1/5/06)	W	104-69
Assists	28	Penn State (1/5/06)	W	104-69
Blocks	9	Penn State (2/12/00)	W	88-75
Steals	11	Penn State (3/3/04)	W	71-64

Ohio State Individual vs. Penn State				
FG	13 (22)	Doug Etzler (3/1/95)	L	75-68
FGA	23 (11)	Michael Redd (2/28/98)	L	89-85
3 FG	10 (12)	Jon Diebler (3/1/11)	W	82-61
3 FGA	14 (2)	Scoonie Penn (3/10/00)	L	71-66
FT	13 (15)	Marc Loving (3/10/16)	W	79-75
FTA	16 (8)*	D'Angelo Russell (3/4/15)	W	77-67
OR	8	Jermaine Tate (1/3/96)	L	72-69
DR	14	Shun Jenkins (2/12/03)	W	76-67
Rebs.	17	Shun Jenkins (2/12/03)	W	76-67
Pts.	32	Michael Redd (2/28/98)	L	89-85
Assists	8	Evan Turner (2/24/09)	W	73-59
Blocks	8	Ken Johnson (2/12/00)	W	88-75
Steals	6	Carlos Davis (2/16/98)	L	90-81

Penn State Team vs. Ohio State			OSU W/L	Score
FG	31 (61)	@Penn State (2/27/99)	L	98-85
FGA	72 (25)	Penn State (12/30/50)	L	67-58
FG %	55.8 (24-43)	Penn State (1/3/96)	L	72-69
3 FG	11 (14)*	Penn State (1/25/18)	L	82-79
3 FGA	32 (9)	@ Penn State (1/29/08)	W	68-56
3 FG %	78.6 (11-14)	Penn State (1/25/18)	L	82-79
FT	28 (36)	Penn State (2/28/98)	L	89-85
FTA	36 (28)	Penn State (2/28/98)	L	89-85
FT %	92.3 (12-13)	Penn State (1/15/11)	W	69-66
OR	20	@ Penn State (1/5/93)	W	71-68
DR	34	Penn State (1/14/95)	L	78-64
Rebs.	44	Penn State (1/14/95)	L	78-64
PF	28	Penn State (2/21/07)	W	68-60
Pts.	98	@ Penn State (2/27/99)	L	98-85 -ot
Assists	22	@ Penn State (2/16/98)	L	90-81
Blocks	7	@ Penn State (1/26/13)	W	65-51
Steals	10	@ Penn State (1/10/04)	L	64-47

Penn State Individual vs. Ohio State				
FG	10 (14)*	Tony Carr (1/25/19)	L	82-79
FGA	25 (9)	Joe Crispin (3/3/01)	W	93-87
3 FG	7 (14)	Joe Crispin (2/27/99)	L	98-85
3 FGA	14 (5)	Shep Garner (2/28/17)	W	71-70
FT	11 (16)	Marlon Smith (1/10/04)	L	64-47
FTA	16 (11)	Marlon Smith (1/10/04)	L	64-47
OR	7	Geary Claxton (1/26/05)	W	68-62
DR	10	John Amaechi (2/19/94)	W	60-57
Rebs.	14	John Amaechi (2/19/94)	W	60-57
Pts.	30	Tony Carr (2/15/18)	L	56-79
Assists	9	Ben Luber (3/10/06)	W	63-56
Blocks	6	Calvin Booth (2/16/98)	L	90-81
Steals	4	Geary Claxton (1/21/06)	W	75-64

OHIO STATE VS. INDIANA

SERIES INFORMATION WITH INDIANA

Series ..... Indiana leads 105-79
Games at Ohio State ..... Ohio State leads 53-36
Games at Indiana ..... Indiana leads 63-26
Neutral Games ..... Indiana leads 5-1
Last OSU Win ..... 80-78 (2/23/18, Bloomington)
Last Indiana Win ..... 96-92 (3/4/17, Columbus)
Longest OSU win streak 6 (2009-11)
Longest OSU home win streak 7 (1931-40)
Longest OSU away win streak ..... 3 (3) (last 2008-10)
Longest Indiana win streak 9 (1975-78)
Longest IU home win streak 13 (1928-43)
Longest IU away win streak 4 (1986-89)
Current Series Streak ..... Ohio State W-2
Ranked OSU teams vs. Indiana 22-15
OSU vs. ranked Indiana teams 19-33
OSU when both teams are ranked 7-9

WHEN OSU SCORES....

	OSU Record				OSU Record		
	W	L	Pct.		W	L	Pct.
100+	5	0	1.000				
90-99	11	3	0.786	90+	16	3	0.842
80-89	13	10	0.565	80+	29	13	0.690
70-79	18	16	0.529	70+	47	26	0.644
60-69	8	34	0.190	60+	55	63	0.466
50-59	6	11	0.353	50+	61	74	0.452
40-49	5	4	0.556	40+	66	78	0.458
39 OR FEWER	17	29	0.370				
TOTAL (190)	**83**	**107**	**0.437**				

INDIANA SERIES SCORING ANALYSIS

Points (Gms.)	OSU	IU	Mar.	OSU Rcd.
All Games (190)	11,545	11,889	-344	83-107
Avg.	60.8	62.6	-1.8	
OSU Wins (83)	5,525	4,660	865	
Avg.	66.6	56.1	10.4	
OSU Losses (107)	6,020	7,229	-1,209	
Avg.	56.3	67.6	-11.3	
In Columbus (92)	5,851	5,563	288	55-37
Avg.	63.6	60.5	3.1	
Home Wins (55)	3,762	3,096	666	
Avg.	68.4	56.3	12.1	
Home Losses (37)	2,089	2,467	-378	
Avg.	56.5	66.7	-10.2	
In Bloomington (92)	5,299	5,863	-564	27-65
Avg.	57.6	63.7	-6.1	
Away Wins (27)	1,711	1,513	198	
Avg.	63.4	56.0	7.3	
Away Losses (65)	3,588	4,350	-762	
Avg.	55.2	66.9	-11.7	
Neutral Site (6)	395.0	463.0	-68	1-5
Avg.	65.8	77.2	-11.3	
Neutral Wins (1)	52.0	51.0	1	
Avg.	52.0	51.0	1.0	
Neutral Losses (5)	343.0	412.0	-69	
Avg.	68.6	82.4	-13.8	

Note: Includes statistics from six (4-2) vacated games from 1999-2002

Sunday, Feb. 10, 2019
Assembly Hall (17,472)
Bloomington, Indiana
1 p.m., CBS

GENERAL INFORMATION

Location (Enrollment) ..... Bloomington, Ind. (48,514)
Colors ..... Cream and Crimson
Conference ..... Big Ten
Nickname ..... Hoosiers
Arena (capacity) ..... Assembly Hall (17,222)
Athletics Director ..... Fred Glass

BASKETBALL INFORMATION

Head Coach ..... Archie Miller
Alma Mater ..... North Carolina State (2002)
Record at Indiana (Yrs.) ..... 16-15 (2 yrs.)
Career Record (Yrs.) ..... 155-78 (7 yrs.)

SPORTS INFORMATION

Basketball SID ..... J.D. Campbell
Office Phone 812-855-9794
E-mail ..... jc56@indiana.edu
Press Row Phone 812-855-2754
Website ..... iuhoosiers.com
Credentials ..... SID submits media list to Campbell

OSU VS. RANKED INDIANA TEAMS

Date	W/L	Site	OSU(#)-IU(#)
2/6/50	W	@Indiana	56 (7)-55 (12)
1/6/51	L	Indiana	62-77 (6)
1/22/51	L	@Indiana	59-69 (6)
1/7/52	W	Indiana	73-72 (5)
1/12/53	L	Indiana	68-88 (7)
2/21/53	L	@Indiana	67-81 (2)
1/18/54	L	@Indiana	72-94 (3)
2/27/54	L	Indiana	68-84 (3)
2/23/59	W	@Indiana	92-83 (19)
1/9/60	W	Indiana	96 (7)-95 (11)
2/29/60	L	@Indiana	83 (2)-99 (20)
1/16/65	L	Indiana	72-84 (5)
3/1/65	L	@Indiana	90-110 (7)
12/30/71	L	vs Indiana	77-85 (14)
1/13/73	L	@Indiana	67-81 (16)
2/5/73	W	Indiana	70-69 (5)
3/2/74	W	Indiana	85-79 (9)
12/28/75	L	vs Indiana	71-102 (2)
2/1/75	L	Indiana	66-72 (1)
3/2/75	L	@Indiana	78-86 (1)
1/3/76	L	Indiana	64-66 (1)
3/6/76	L	@Indiana	67-96 (1)
1/3/80	W	Indiana	59 (7)-58 (11)
3/2/80	L	@Indiana (ot)	73 (10)-76 (13)
2/26/81	L	@Indiana	58-74 (16)
1/8/83	W	Indiana	70-67 (1)
3/12/83	L	@Indiana	60 (16)-81 (7)
1/19/85	W	Indiana	86-84 (11)
2/16/86	L	Indiana	75-84 (16)
1/4/87	L	Indiana	80-92 (6)
3/7/87	L	@Indiana	81-90 (4)
3/1/89	L	Indiana	66-73 (3)
1/4/90	W	Indiana	69-67 (9)
1/21/91	W	@Indiana	93 (4)-85 (3)
2/17/91	W	Indiana (2ot)	97 (2)-95 (4)
1/14/92	L	@Indiana	83 (4)-91 (5)
2/23/92	L	Indiana	80 (6)-86 (7)
1/24/93	L	@Indiana	69 (24)-96 (2)
2/23/93	W	Indiana (ot)	81-77 (1)
3/6/94	W	Indiana	82-78 (17)
1/30/97	W	Indiana	73-67 (17)
2/8/97	L	@Indiana	76-93 (20)
1/11/03	W	Indiana	81-69 (15)
1/21/03	L	@Indiana	51-69 (14)
1/7/06	L	@Indiana	79(18)-81(16)
2/10/08	L	Indiana	53-59(14)
2/26/08	L	@Indiana	69-72(12)
12/31/11	L	@Indiana	70(2)-74(13)
1/15/12	W	Indiana	80(5)-63(7)
2/10/13	L	Indiana	68(10)-81(1)
3/5/13	W	@Indiana	67(14)-58(2)
1/25/15	W	Indiana	82-70(23)

RANKED OSU TEAMS VS. INDIANA

Date	W/L	Site	OSU(#)-IU(#)
2/6/50	W	@Indiana	56(7)-55(12)
2/20/50	W	Indiana	75(3)-65
2/9/57	L	@Indiana	59(12)-69
1/9/60	W	Indiana	96(7)-95(11)
2/29/60	L	@Indiana	83(2)-99(20)
2/6/61	W	Indiana	100(1)-65
2/20/61	W	@Indiana	73(1)-69
3/10/62	W	Indiana	90(1)-65
3/9/63	L	@Indiana (ot)	85(3)-87
1/4/69	W	@Indiana	90(13)-82
3/9/71	W	Indiana	91(12)-75
1/22/72	W	Indiana	80(7)-74
1/27/79	W	Indiana (ot)	66(10)-63
2/3/79	L	@Indiana	62(7)-70
1/3/80	W	Indiana	59(7)-58(11)
3/2/80	L	@Indiana (ot)	73(10)-76(13)
3/12/83	L	@Indiana	60(16)-81(7)
1/4/89	L	@Indiana	65(14)-75
1/21/91	W	@Indiana	93(4)-85(3)
2/17/91	W	Indiana (2ot)	97(2)-95(4)
1/14/92	L	@Indiana	83(4)-91(5)
2/23/92	L	Indiana	80(6)-86(7)
1/24/93	L	@Indiana	69(24)-96(2)
1/7/06	L	@Indiana	79(18)-81(16)
3/11/06	W	vs. Indiana	52(7)-51
1/2/07	W	vs. Indiana	74 (6)-67
2/10/10	W	@Indiana	69(13)-52
12/31/10	W	@Indiana	87(2)-65
2/27/11	W	Indiana	82(2)-61
12/31/11	L	@Indiana	70(2)-74(13)
1/15/12	W	Indiana	80(5)-63(7)
2/10/13	L	Indiana	68(10)-81(1)
3/5/13	W	@Indiana	67(14)-58(2)
3/2/14	L	@Indiana	64(22)-74
1/10/15	L	@Indiana	66(22)-69
1/30/18	W	Indiana	71(17)-56
2/23/18	W	@Indiana (2 ot)	80(16)-78

(#) indicates *AP* ranking

2018-19 Ohio State Roster vs. Indiana

No.	Player	Gms.	Mins.	Avg.	FG	FGA	FG%	3FG	FGA	3FG%	FT	FTA	FT%	Pts.	Avg.	Rebs.	Avg
0	Micah Potter	3	34	11.3	3	6	0.500	1	2	0.500	3	3	1.000	10	3.3	12	4.0
2	Musa Jallow	2	5	2.5	0	0	0.000	0	0	0.000	0	0	0.000	0	0.0	0	0.0
3	C.J. Jackson	3	116	38.7	14	32	0.438	10	19	0.526	3	4	0.750	41	13.7	8	2.7
24	Andre Wesson	3	44	14.7	2	4	0.500	2	4	0.500	0	0	0.000	6	2.0	4	1.3
34	Kaleb Wesson	2	54	27.0	12	14	0.857	0	0	0.000	2	4	0.500	26	13.0	10	5.0

OHIO STATE VS. INDIANA

SERIES HISTORY WITH INDIANA

Date	W/L	OSU	IU	Site
3/4/05	W	66	12	H
1/29/12	L	19	34	A
1/25/13	W	34	22	H
3/7/13	W	19	17	A
1/31/14	W	43	17	H
2/28/14	W	28	19	A
2/12/16	L	17	26	A
2/22/16	L	26	29	H
2/24/17	L	19	24	H
3/2/17	W	30	14	A
2/9/18	W	28	22	H
2/12/18	W	23	21	A
2/7/19	W	22	21	A
2/15/19	L	31	37	H
1/10/20	L	11	21	H
2/28/20	L	16	17	A
1/8/21	L	21	29	H
2/14/21	L	11	33	A
1/20/22	W	23	17	H
2/27/22	W	20	18	A
1/25/24	L	29	31	A
2/16/24	W	31	27	H
1/10/25	W	30	22	H
3/7/25	W	28	26	A
2/22/27	W	27	18	A
3/9/27	L	31	36	H
2/13/28	L	26	43	A
2/22/28	L	17	52	H
2/8/30	L	22	26	H
3/1/30	L	15	27	A
1/12/31	L	21	23	A
3/2/31	W	31	15	H
1/7/33	W	35	28	H
3/6/33	L	28	40	A
1/8/34	L	22	38	A
1/15/34	W	27	23	H
2/15/36	W	43	34	H
3/2/36	L	34	40	A
1/18/37	L	36	43	A
2/13/37	W	48	44	H
1/7/39	W	45	38	H
2/6/39	L	34	46	A
2/26/40	W	44	26	H
3/4/40	L	31	52	A
2/3/41	L	25	45	A
2/17/41	L	33	40	H
2/2/42	L	43	46	H
3/7/42	L	33	48	A
1/9/43	L	37	45	A
1/11/43	L	31	61	A
1/14/44	W	72	46	H
1/15/44	W	74	38	H
2/17/45	W	63	55	A
2/24/45	W	85	52	H
1/19/46	L	39	44	A
2/9/46	W	53	52 (ot)	H
1/6/47	L	39	62	H
2/24/47	L	43	46	A
1/12/48	L	54	71	A
2/23/48	W	60	45	H
2/7/49	W	72	59	H
2/21/49	L	45	65	A
2/6/50	W	56	55	A
2/20/50	W	75	65	H
1/6/51	L	62	77	H
1/22/51	L	59	69	A
1/7/52	W	73	72	H
2/25/52	L	80	95	A
1/12/53	L	68	88	H
2/21/53	L	67	81	A
1/18/54	L	72	94	A
2/27/54	L	68	84	H
2/5/55	W	90	87	H
3/5/55	L	66	84	A
2/4/56	W	100	82	H
2/9/57	L	59	69	A
2/17/58	W	93	83	A
2/22/58	L	83	88	H
2/2/59	L	92	122	H
2/23/59	W	92	83	A
1/9/60	W	96	95	H
2/29/60	L	83	99	A
2/6/61	W	100	65	H
2/20/61	W	73	69	A
3/10/62	W	90	65	H
3/9/63	L	85	87 (ot)	A
2/8/64	W	98	96 (ot)	A
2/29/64	W	73	69	H
1/16/65	L	72	84	H
3/1/65	L	90	110	A
2/14/66	L	61	81	A
1/14/67	L	80	81	H
2/5/68	W	78	77	A
3/2/68	W	107	93	H
2/8/69	W	90	82	A
3/4/69	W	108	86	H
2/14/70	W	100	83	A
12/30/70	L	77	85	N
3/9/71	W	91	75	H
1/22/72	W	80	74	H
3/4/72	L	57	65	A
1/13/73	L	67	81	A
2/5/73	W	70	69	H
3/2/74	W	85	79	H
12/28/74	L	71	102	N
2/1/75	L	66	72	H
3/2/75	L	78	86	A
1/3/76	L	64	66	H
3/6/76	L	67	96	A
1/22/77	L	56	79	H
3/5/77	L	69	75	A
1/19/78	L	63	77	A
2/16/78	L	70	83	H
1/27/79	W	66	63 (ot)	H
2/3/79	L	62	70	A
3/19/79	L	55	64	N
1/3/80	W	59	58	H
3/2/80	L	73	76 (ot)	A
1/18/81	L	60	67	H
2/26/81	L	58	74	A
1/16/82	L	61	66	A
2/25/82	W	68	65	H
1/8/83	W	70	67	H
3/12/83	L	60	81	A
1/7/84	L	62	73	H
3/10/84	L	49	53	A
1/19/85	W	86	84	H
2/14/85	W	72	63	A
1/15/86	L	66	69	A
2/16/86	L	75	84	H
1/4/87	L	80	92	H
3/7/87	L	81	90	A
1/27/88	L	71	75	H
3/5/88	L	77	85	A
1/4/89	L	65	75	A
3/1/89	L	66	73	H
1/4/90	W	69	67	H
3/8/90	L	66	67	A
1/21/91	W	93	85	A
2/17/91	W	97	95 (2 ot)	H
1/14/92	L	83	91	A
2/23/92	L	80	86	H
1/24/93	L	69	96	A
2/23/93	W	81	77 (ot)	H
2/2/94	L	83	87 (ot)	A
3/6/94	W	82	78	H
1/28/95	L	75	90	A
2/14/95	L	52	69	H
1/6/96	L	67	89	A
3/6/96	L	56	73	H
1/30/97	W	73	67	H
2/8/97	L	76	95	A
1/10/98	L	66	83	A
2/19/98	L	72	74	H
3/5/98	L	71	78	N
**1/9/99*	*W*	*73*	*56*	*H*
**2/17/99*	*W*	*69*	*67*	*A*
**2/19/00*	*W*	*82*	*71*	*A*
**1/31/01*	*L*	*67*	*70*	*H*
**1/19/02*	*W*	*73*	*67*	*H*
**2/20/02*	*L*	*63*	*57*	*A*
1/11/03	W	81	69	H
1/21/03	L	51	69	A
1/20/04	L	61	69	H
2/21/04	W	59	56	A
3/11/04	L	69	83	N
1/22/05	L	60	67	A
2/15/05	W	57	44	H
1/7/06	L	79	81	A
3/11/06	W	52	51	N
1/2/07	W	74	67	H
2/10/08	L	53	59	H
2/26/08	L	69	72	A
1/13/09	W	77	53	H
1/31/09	W	93	81	A
1/6/10	W	79	54	H
2/10/10	W	69	52	A
12/31/10	W	87	65	A
2/27/11	W	82	61	H
12/31/11	L	70	74	A
1/15/12	W	80	63	H
2/10/13	L	68	81	H
3/5/13	W	67	58	A
3/2/14	L	64	72	A
1/10/15	L	66	69	A
1/25/15	W	82	70	H
1/10/16	L	60	85	A
3/4/17	L	92	96	H
1/30/18	W	71	56	H
2/23/18	W	80	78	A

NOTE: Games in **Italic* vacated by NCAA.

Indiana Series Records

Ohio State Team vs. Indiana

			OSU W/L	Score
FG	43 (69)	@Indiana (2/14/70)	W	100-83
FGA	88 (34)	Indiana (2/2/59)	L	122-92
FG %	63.0 (29-46)	@Indiana (1/31/09)	W	93-81
3 FG	13 (19)	@Indiana (12/31/10)	W	87-65
3 FGA	27 (7)	Indiana (2/10/08)	L	59-53
3 FG %	68.4 (13-19)	@Indiana (1/21/91)	W	93-85
FT	36 (45)	Indiana (2/4/56)	W	100-82
FTA	45 (36)	Indiana (2/4/56)	W	100-82
FT %	100.0 (10-10)	Indiana (1/3/75)	L	66-64
OR	18	@Indiana (1/10/15)	L	66-69
DR	31	Indiana (3/11/06)	W	52-51
Rebs.	65	Indiana (3/10/62)	W	90-65
PF	34	@Indiana (2/8/74)	L	93-76
Pts.	108	Indiana (3/4/69)	W	108-86
Assists	23	Indiana (1/13/09)	W	77-53
Blocks	8	@Indiana (2/23/18)	W	80-78-2ot
Steals	10	Indiana (1/15/12)	W	80-63

Ohio State Individual vs. Indiana

FG	14 (20)	Richard Ricketts (3/1/65)	L	110-90
FGA	29 (13)	Robin Freeman (2/4/56)	W	100-82
3 FG	6 (11)	Doug Etzler (1/28/95)	L	90-75
3 FGA	11 (6)	Doug Etzler (1/28/95)	L	90-75
FT	15 (17)	Robin Freeman (2/4/56)	W	100-82
FTA	17 (15)	Robin Freeman (2/4/56)	W	100-82
OR	10	Perry Carter (1/4/89)	L	75-65
DR	11	Keita Bates-Diop (2/23/18)	W	80-78-2ot
Rebs.	30	Jerry Lucas (3/10/62)	W	90-65
Points	41	Robin Freeman (3/10/62)	W	90-65
Assists	10	D'Angelo Russell (1/25/15)*	W	82-70
Blocks	7	L. Funderburke (2/23/92)	W	81-77 ot
Steals	6	Aaron Craft (2/27/11)	W	82-61

Indiana Team vs. Ohio State

			OSU W/L	Score
FG	50 (79)	Indiana (2/2/59)	L	122-92
FGA	101 (31)	@ Indiana (2/21/53)	L	81-67
FG %	69.5 (32-46)	@ Indiana (3/12/83)	L	81-60
3 FG	15 (28)	@Indiana (1/31/09)	W	93-81
3 FGA	34 (9)	Indiana (1/11/03)	W	81-69
3 FG %	66.7 (8-12)	Indiana (2/23/92)	L	86-80
FT	43 (52)	@ Indiana (2/8/97)	L	93-76
FTA	56 (40)	@ Indiana (3/5/55)	L	84-66
FT %	100.0 (18-18)	Indiana (1/27/88)	L	75-71
OR	18	Indiana (1/6/96)	L	89-67
DR	33	@ Indiana (1/10/16)	L	85-60
Rebs.	60	@ Indiana (2/23/59)	W	92-83
PF	33	Indiana (1/6/51)	L	77-62
Pts.	122	Indiana (2/2/59)	L	122-92
Assists	31	@ Indiana (12/28/74)	L	102-71
Blocks	8	@ Indiana (1/31/01)	L	70-67
Steals	12	@ Indiana (1/10/98)	L	83-66

Indiana Individual vs. Ohio State

FG	16 (27)	Don Schlundt (1/18/54)	L	94-72
FGA	28 (6)	Bobby Leonard (2/21/53)	L	91-67
3 FG	9 (11)	Matt Roth (1/31/09)	W	93-81
3 FGA	16 (7)	A.J. Guyton (1/9/99)	W	73-56
FT	25 (30)	Don Schlundt (3/5/55)	L	84-66
FTA	30 (25)	Don Schlundt (3/5/55)	L	84-66
OR	7	Tom Pritchard (1/13/09)	W	77-53
DR	10	Kirk Haston (2/19/00)	W	82-71
Rebs.	19	Walt Bellamy (2/6/61)	W	100-65
Pts.	47	Don Schlundt (3/5/55)	L	84-66
Assists	11	Ryan Tapak (3/11/04)	L	83-69
Blocks	5	Jared Jeffries (1/18/02)	W	73-67
Steals	5	Kirk Haston (1/31/01)	L	70-67

OHIO STATE VS. NORTHWESTERN

SERIES INFORMATION WITH NORTHWESTERN

Series ..... Ohio State leads 118-46
Games at Ohio State ..... Ohio State leads 68-15
Games at Northwestern ..... Ohio State leads 49-31
Neutral Site Games ..... Ohio State leads 1-0
Last Ohio State Win ..... 71-65 (1/17/18, Rosemont)
Last Northwestern Win ..... 74-72 (1/22/17, Columbus)
Longest Ohio State win streak ..... 12 (last 2009-2016)*
Longest OSU home win streak 31 (1978-2016)
Longest OSU away win streak ... 5, several (last 2011-16)*
Longest Northwestern win streak 7 (1929-1934)
Longest NU home win streak 4 (1951-54)
Longest NU away win streak ..... 4, twice (last 1929-34)
Current Series Streak ..... Ohio State W-1
Ranked OSU teams vs. Northwestern 38-2
OSU vs. ranked Northwestern teams 2-0
OSU record when both teams are ranked ..... None
*latest streak

WHEN OSU SCORES....

	OSU Record				OSU Record		
	W	L	Pct.		W	L	Pct.
100+	5	0	1.000				
90-99	8	0	1.000	90+	13	0	1.000
80-89	20	2	0.909	80+	33	2	0.943
70-79	28	11	0.718	70+	61	13	0.824
60-69	26	8	0.765	60+	87	21	0.806
50-59	16	2	0.889	50+	103	23	0.817
40-49	5	3	0.625	40+	108	26	0.806
39 or fewer	16	20	0.444				
Total (170)	124	46	0.729				

NORTHWESTERN SERIES SCORING ANALYSIS

Points (Gms.)	OSU	NW	Mar.	OSU Rcd.
All Games (170)	10,530	9,473	1,057	124-46
Avg.	61.9	55.7	6.2	
OSU Wins (124)	8,341	6,884	1,457	
Avg.	67.2	55.3	11.9	
OSU Losses (46)	2,189	2,589	-400	
Avg.	47.0	55.9	-8.8	
In Columbus (86)	5,518	4,695	823	71-15
Avg.	64.2	54.6	9.6	
Home Wins (71)	4,911	3,978	933	
Avg.	69.2	56.0	13.1	
Home Losses (15)	607	717	-110	
Avg.	40.5	47.8	-7.3	
In Evanston (83)	4,945	4,717	228	52-31
Avg.	59.4	56.6	2.8	
Away Wins (52)	3,363	2,845	518	
Avg.	64.7	54.7	10.0	
Away Losses (31)	1,582	1,872	-290	
Avg.	51.0	60.4	-9.4	
Neutral Site (1)	67.0	61.0	6.0	1-0
Avg.	67.0	61.0	6.0	
Neutral Wins (1)	67.0	61.0	6.0	
Avg.	67.0	61.0	6.0	
Neutral Losses (0)	0.0	0.0	0.0	
Avg.	0.0	0.0	0.0	

Note: Includes statistics from six (6-0) vacated games from 1999-2002

Wed., Feb. 20, 2019
Value City Arena (18,809)
Columbus, Ohio
8:30 p.m., BTN

Wed., March 6, 2019
Welsh-Ryan Arena (7,039)
Evanston, Illinois
9 p.m., BTN

GENERAL INFORMATION

Location (Enrollment) ..... Evanston, Ill. (8,367)
Colors ..... Purple and White
Conference ..... Big Ten
Nickname ..... Wildcats
Arena (capacity) ..... Welsh-Ryan Arena (7,039)
Athletics Director ..... Jim Phillips

BASKETBALL INFORMATION

Head Coach ..... Chris Collins
Alma Mater ..... Duke (1996)
Record at Northwestern (Yrs.) ..... 88-77 (5 yrs.)
Career Record (Yrs.) ..... 88-77 (5 yrs.)

SPORTS INFORMATION

Basketball SID ..... Ray O'Connell
Office Phone 847-467-3418
E-mail ..... raymond.oconnell@northwestern.edu
Website ..... nusports.com
Credentials.... nusports.com/school-bio/media-services.html

OSU VS. RANKED NORTHWESTERN TEAMS

Date	W/L	Site ..... OSU(#)-NU(#)
1/29/55	W	Northwestern ..... 91-90(16)
1/17/59	W	Northwestern ..... 88-77(11)

RANKED OSU TEAMS VS. NORTHWESTERN

Date	W/L	Site ..... OSU(#)-NU(#)
1/14/50	W	Northwestern ..... 61(15)-51
2/18/50	W	@Northwestern ..... 68(3)-46
1/23/56	W	Northwestern ..... 91(11)-42
1/26/57	W	Northwestern ..... 83(12)-73
1/16/60	W	Northwestern ..... 81(5)-64
2/6/60	W	@Northwestern ..... 77(4)-58
1/14/61	W	@Northwestern ..... 79(1)-45
2/13/61	W	Northwestern ..... 89(1)-65
1/6/62	W	@Northwestern ..... 85(1)-62
2/3/62	W	Northwestern ..... 97(1)-61
2/25/63	W	@Northwestern ..... 50(5)-45
2/25/69	L	@Northwestern ..... 83(14)-86
2/20/71	W	Northwestern ..... 84(20)-72
3/6/71	W	@Northwestern ..... 68(13)-67
2/26/72	W	@Northwestern ..... 76(15)-74
1/25/79	W	Northwestern ..... 73(10)-61
2/17/79	W	@Northwestern ..... 88(17)-73
1/12/80	W	@Northwestern ..... 75(3)-63
2/21/80	W	Northwestern ..... 68(11)-59
2/17/83	W	Northwestern ..... 71(20)-55
1/26/89	W	Northwestern ..... 100(17)-68
2/18/89	L	@Northwestern ..... 69(16)-70
1/10/91	W	@Northwestern ..... 102(4)-62
2/9/91	W	Northwestern ..... 96(3)-64
1/11/92	W	@Northwestern ..... 60(4)-52
3/7/92	W	Northwestern ..... 93(5)-78
2/20/99	W	Northwestern ..... 59(11)-49
2/18/06	W	Northwestern ..... 61(12)-52
3/1/06	W	@Northwestern ..... 56(9)-53
1/17/07	W	Northwestern ..... 73(7)-41
1/24/07	W	@Northwestern ..... 59(5)-50
1/19/10	W	Northwestern ..... 76(21)-56
1/29/11	W	@Northwestern ..... 58(1)-57
3/11/11	W	vs. Northwestern ..... 67(1)-61
12/28/11	W	Northwestern ..... 87(2)-54
2/29/12	W	@Northwestern ..... 75(10)-73
2/14/13	W	Northwestern ..... 69(13)-59
2/28/13	W	@Northwestern ..... 63(16)-53
2/19/14	W	Northwestern ..... 76(24)-60
1/17/18	W	@Northwestern* ..... 71(22)-65

(#) indicates *AP* ranking
**Allstate Arena, Rosemont, Illinois*

2018-19 Ohio State Roster vs. Northwestern

No.	Player	Gms.	Mins.	Avg.	FG	FGA	FG%	3FG	FGA	3FG%	FT	FTA	FT%	Pts.	Avg.	Rebs.	Avg
0	Micah Potter	2	22	11.0	9	11	0.818	2	4	0.500	2	2	1.000	22	11.0	5	2.5
2	Musa Jallow	1	3	3.0	0	0	0.000	0	0	0.000	0	0	0.000	0	0.0	1	1.0
3	C.J. Jackson	2	58	28.0	5	14	0.357	2	8	0.250	7	9	0.778	19	9.5	11	5.5
14	Joey Lane	1	1	1.0	0	0	0.000	0	0	0.000	0	0	0.000	0	0.0	0	0.0
24	Andre Wesson	2	25	12.5	2	5	0.400	2	4	0.500	0	0	0.000	6	3.0	3	1.5
34	Kaleb Wesson	1	18	18.0	3	8	0.473	0	1	0.000	2	2	1.000	8	8.0	6	6.0

OHIO STATE VS. NORTHWESTERN

SERIES HISTORY WITH NORTHWESTERN

Date	W/L	OSU	NU	Site
1/18/13	L	22	30	H
3/8/13	L	16	36	A
1/22/15	L	23	32	H
2/27/15	L	21	25	H
1/8/16	L	23	26	H
1/25/16	L	12	39	A
2/16/17	W	29	12	A
2/22/17	W	27	25 (ot)	H
2/2/18	L	36	57	A
2/25/18	W	30	24	H
2/25/22	L	18	20	A
3/4/22	W	35	33 (2 ot)	H
1/3/23	L	24	26 (ot)	H
1/29/23	W	20	18	A
1/24/25	W	21	17	H
2/23/25	W	34	23	A
2/12/26	L	18	27	A
2/27/26	W	36	22	H
1/19/28	W	43	38	H
3/5/28	L	21	43	A
1/7/29	W	31	28	A
1/14/29	L	24	27	H
1/24/31	L	22	35	A
2/28/31	L	18	32	H
1/23/32	L	24	25	A
2/29/32	L	19	26	H
1/13/34	L	25	32	H
1/22/34	L	31	42	A
1/26/35	W	39	19	A
2/11/35	W	41	29	H
2/15/37	W	33	30	H
2/22/37	L	29	44	A
1/8/38	L	34	35	A
2/28/38	W	41	36	H
1/14/39	W	38	33	A
2/20/39	W	30	26	H
1/15/40	W	32	31	H
2/19/40	W	58	52	A
1/11/41	W	46	40	H
2/22/41	W	35	29	A
1/19/42	W	51	41	H
3/6/43	L	54	63	H
1/22/44	L	40	42	A
1/13/45	W	53	46	H
2/10/45	W	36	32	A
1/28/46	W	47	41	H
2/23/46	W	53	46	A
1/8/47	W	60	49	H
2/28/47	W	62	42	A
1/3/48	W	64	60	H
2/9/48	L	45	47	A
1/8/49	W	68	56	H
2/19/49	L	50	62	A
1/14/50	W	61	51	H
2/18/50	W	68	46	A
1/20/51	L	75	81	A
1/29/51	L	67	78	H
1/5/52	L	70	75	A
2/12/52	W	79	61	H
12/29/53	W	82	70	H
1/26/53	L	73	82	A
2/8/54	L	71	89	A
1/29/55	W	91	90	H
1/23/56	W	91	42	H
2/13/56	W	83	72	A
1/26/57	W	83	73	H
3/2/57	W	84	70	A
2/10/58	L	76	78	A
1/17/59	W	88	77	H
1/16/60	W	81	64	H
2/6/60	W	77	58	A
1/14/61	W	79	45	A
2/13/61	W	89	65	H
1/6/62	W	85	62	A
2/3/62	W	97	61	H
1/28/63	W	72	70	H
2/25/63	W	50	45	A
2/22/64	W	72	61	A
2/27/65	W	100	87	H
1/22/66	W	79	73	H
2/26/66	L	77	78	A
1/30/67	L	77	100	A
2/25/67	L	82	95	H
2/20/68	W	87	67	H
2/25/69	L	83	86	A
1/17/70	W	93	67	H
1/31/70	W	68	64	A
2/20/71	W	84	72	H
3/6/71	W	68	67	A
2/26/72	W	76	74	A
2/24/73	W	90	81	H
2/2/74	L	61	68	H
2/25/74	W	72	69 (ot)	A
1/20/75	W	77	67	A
2/17/75	W	84	66	H
1/31/76	W	83	69	H
2/28/76	L	78	87	A
1/15/77	W	69	57	A
2/24/77	L	72	83	H
1/12/78	W	88	81	A
2/25/78	W	103	76	H
1/25/79	W	73	61	H
2/17/79	W	88	73	A
1/12/80	W	75	63	A
2/21/80	W	68	59	H
1/15/81	W	81	69	H
2/28/81	L	64	69	A
1/23/82	W	59	57 (2 ot)	H
2/20/82	W	67	62	A
1/29/83	L	64	66	A
2/17/83	W	71	55	H
1/28/84	W	72	55	H
2/16/84	L	60	61	A
1/12/85	W	79	59	H
2/7/85	W	63	60	A
1/11/86	W	79	77 (ot)	A
2/6/86	W	83	60	H
1/15/87	W	87	59	H
2/14/87	W	75	60	A
2/6/88	W	65	59	A
2/20/88	W	77	69	H
1/26/89	W	100	68	H
2/18/89	L	69	70	A
2/1/90	W	101	77	H
3/3/90	W	95	86	A
1/10/91	W	102	62	A
2/9/91	W	96	64	H
1/11/92	W	60	52	A
3/7/92	W	93	78	H
2/10/93	W	81	70	A
3/9/94	W	76	73	H
2/1/95	L	71	76	A
2/11/95	W	70	66	H
1/17/96	W	72	71	H
2/24/96	W	82	69	A
1/25/97	L	47	78	A
2/13/97	W	55	40	H
2/21/98	L	62	70	A
2/20/99	W	59	49	H
**1/15/00*	*W*	*58*	*44*	*A*
**2/23/00*	*W*	*69*	*49*	*H*
**1/3/01*	*W*	*73*	*58*	*H*
**2/24/01*	*W*	*69*	*57*	*A*
**1/12/02*	*W*	*55*	*48*	*A*
**2/2/02*	*W*	*58*	*57*	*H*
2/1/03	W	65	52	H
3/5/03	W	52	48	A
2/4/04	W	72	64	H
1/29/05	W	65	62	A
2/18/06	W	61	52	H
3/1/06	W	56	53	A
1/17/07	W	73	41	H
1/24/07	W	59	50	A
1/6/08	W	62	51	H
2/13/08	W	65	47	A
2/18/09	L	69	72	A
3/8/09	W	52	47	H
1/19/10	W	76	56	H
1/29/11	W	58	57	A
3/11/11	W	67	61 (ot)	N
12/28/11	W	87	54	H
2/29/12	W	75	73	A
2/14/13	W	69	59	H
2/28/13	W	63	53	A
2/19/14	W	76	60	H
1/22/15	W	69	67	A
1/6/16	W	65	56	A
2/9/16	W	71	63	H
1/22/17	L	72	74	H
1/17/18	W	71	65	A%

NOTE: Games in **Italic* vacated by NCAA.
% Allstate Arena, Rosemont, Illinois

Northwestern Series Records

Ohio State Team vs. Northwestern			OSU W/L	Score
FG	42 (80)	Northwestern (2/3/62)	W	97-61
FGA	92 (32)	@ Northwestern (2/10/58)	L	78-76
FG %	62.8 (27-43)	Northwestern (1/28/84)	W	72-51
FT	32 (49)	Northwestern (12/29/53)	W	82-70
FTA	49 (32)	Northwestern (12/29/53)	W	82-70
FT %	94.4 (17-18)	Northwestern (1/16/60)	W	81-64
3FG	10 (20)	Northwestern (12/28/11)	W	87-54
3FGA	24 (6)	@ Northwestern (3/1/06)	W	56-53
3FG %	72.7 (8-11)	Northwestern (1/17/96)	W	72-71
OR	22	@ Northwestern (3/5/03)	W	52-48
DR	34	Northwestern (12/28/11)	W	87-54
Rebs.	62	@ Northwestern (1/6/62)	W	85-62
PF	33	Northwestern (1/29/51)	L	78-67
Pts.	103	Northwestern (2/25/78)	W	103-76
Assists	27	Northwestern (3/7/92)	W	93-78
Blocks	9	Northwestern (1/25/79)	W	73-61
Steals	18	Northwestern (2/25/78)	W	103-76

Northwestern Team vs. Ohio State			OSU W/L	Score
FG	40 (83)	@Northwestern (1/30/67)	L	100-77
FGA	92 (31)	Northwestern (1/17/59)	W	88-77
FG %	59.1 (26-44)	@Northwestern (2/16/84)	L	61-60
FT	35 (44)	Northwestern (2/25/67)	L	95-82
FTA	44 (35)	Northwestern (2/25/67)	L	95-82
FT %	94.4 (17-18)	Northwestern (1/31/76)	W	83-69
3 FG	13 (27)	@Northwestern (2/29/12)	W	75-73
3 FGA	36 (10)	Northwestern (2/1/03)	W	65-52
3 FG %	52.0 (13-25)	Northwestern (1/26/89)	W	100-68
OR	19	@Northwestern (1/10/91)	W	102-62
DR	30	@Northwestern (1/25/97)	L	78-47
Rebs.	62	Northwestern (2/25/67)	L	95-82
PF	30	@Northwestern (3/3/90)	W	95-86
Pts.	100	@Northwestern (1/30/67)	L	100-77
Assists	21	@Northwestern (2/29/12)	W	75-73
Blocks	7	@Northwestern (1/6/16)	W	65-56
Steals	14	@Northwestern (2/13/08)	W	65-47

Ohio State Individual vs. Northwestern				
FG	14 (20)	Wardell Jackson (2/24/73)	W	90-81
FGA	29 (11)	Ron Sepic (2/26/66)	L	78-77
3FG	8 (10)	Jon Diebler (2/18/09)	L	69-72
3FGA	11 (4)	Jamar Butler (2/13/08)	W	65-47
FT	16 (18)	Jared Sullinger (3/11/11)	W	67-61
FTA	18 (16)	Jared Sullinger (3/11/11)	W	67-61
OR	11	Jared Sullinger (2/29/12)	W	75-73
DR	12	Greg Oden (1/24/07)	W	59-50
Rebs.	21	Paul Ebert (12/29/53)	W	82-70
Pts.	35	Gary Bradds (1/28/63)	W	72-70
Assists	13	Kelvin Ransey (1/12/80)	W	75-63
Blocks	7	Brad Sellers (1/12/85)	W	79-59
Steals	6	Tony Stockman (2/4/04)	W	72-64

Northwestern Individual vs. Ohio State				
FG	15 (19)	Bob Svete (2/28/76)	L	87-78
FGA	26 (10)	Willie Jones (1/16/60)	W	81-64
3FG	7 (12)	Craig Moore (2/18/09)	L	69-72
3FGA	15 (6)	Craig Moore (3/8/09)	W	52-47
FT	14 (16)	Frank Ehmann (1/29/55)	W	91-90
FTA	16 (8)	Barry Moran (2/20/71)	W	84-72
OR	8	Don Brotz (1/10/91)	W	102-62
DR	10	Shon Morris (2/14/87)	W	75-60
Rebs.	22	Brian Pitts (1/22/66)	W	79-73
Pts.	32	Bob Svete (2/28/76)	L	87-78
Assists	8*	Mike Turner (2/14/13)	W	69-59
Blocks	5	Brian Pitts (2/14/87)	W	75-60
Steals	5	Kevin Coble (2/13/08)	W	65-47

OHIO STATE VS. WISCONSIN

SERIES INFORMATION WITH WISCONSIN

Series ..... Ohio State leads 88-70
Games at Ohio State ..... Ohio State leads 54-23
Games at Wisconsin ..... Wisconsin leads 46-30
Neutral Site ..... Ohio State leads 4-1
Last Ohio State Win ..... 83-58 (12/2/17, Madison)
Last Wisconsin Win ..... 89-66 (1/12/17, Madison)
Longest Ohio State win streak 8 (1963-68)
Longest OSU home win streak ..... 14 (1956-72 & 1981-94)
Longest OSU away win streak .. 3 (several, last 1990-92)
Longest UW win streak 10 (1913-21)
Longest UW home win streak 9 (2001-11)
Longest UW away win streak 5 (1913-21)
Current Series Streak ..... Ohio State W-2
Ranked OSU teams vs. Wisconsin 24-13
OSU vs. ranked Wisconsin teams 12-13
OSU record when both teams are ranked 8-4

WHEN OSU SCORES....

	OSU Record				OSU Record		
	W	L	Pct.		W	L	Pct.
100+	4	0	1.000				
90-99	11	1	0.917	90+	15	1	0.938
80-89	16	1	0.941	80+	31	2	0.939
70-79	18	9	0.667	70+	49	10	0.831
60-69	19	18	0.514	60+	68	29	0.701
50-59	10	13	0.435	50+	78	42	0.650
40-49	5	6	0.455	40+	83	48	0.634
39 OR FEWER	9	24	0.273				
TOTAL (164)	92	72	0.561				

WISCONSIN SERIES SCORING ANALYSIS

Points (Gms.)	OSU	UW	Mar.	OSU Rcd.
All Games (164)	9,977	9,687	290	92-72
Avg.	60.8	59.1	1.8	
OSU Wins (92)	6,403	5,410	993	
Avg.	69.6	58.8	10.8	
OSU Losses (72)	3,574	4,277	-703	
Avg.	49.6	59.4	-9.8	
In Columbus (79)	4,947	4,508	439	56-23
Avg.	62.6	57.1	5.6	
Home Wins (56)	3,871	3,222	649	
Avg.	70.4	58.6	11.8	
Home Losses (23)	1,076	1,286	-210	
Avg.	46.8	55.9	-9.1	
In Madison (80)	4,746	4,920	-174	32-48
Avg.	59.3	61.5	-2.2	
Away Wins (32)	2,297	1,989	308	
Avg.	71.8	62.2	9.6	
Away Losses (48)	2,449	2,931	-482	
Avg.	51.0	61.1	-10.0	
Neutral Site (5)	284.0	259.0	25	4-1
Avg.	56.8	51.8	5.0	
Neutral Wins (4)	235.0	199.0	36	
Avg.	58.8	49.8	9.0	
Neutral Losses (1)	49.0	60.0	-11	
Avg.	49.0	60.0	-11.0	

Note: Includes statistics from six (4-2) vacated games from 1999-2002

Sunday, March 10, 2019
Value City Arena (18,09)
Columbus, Ohio
4:30 p.m., CBS

GENERAL INFORMATION

Location (Enrollment) ..... Madison, Wis. (42,041)
Colors ..... Cardinal and White
Conference ..... Big Ten
Nickname ..... Badgers
Arena (capacity) ..... Kohl Center (17,287)
Athletics Director ..... Barry Alvarez

BASKETBALL INFORMATION

Head Coach ..... Greg Gard
Alma Mater ..... UW-Platteville, 1995
Record at Wisconsin (Yrs.) ..... 57-36 (3 yrs.)
Career Record (Yrs.) ..... 57-36 (3 yrs.)

SPORTS INFORMATION

Basketball SID ..... Patrick Herb
Office Phone 608-890-2477
SID E-mail ..... pah@athletics.wisc.edu
Press Row Phone 608-265-4333
Website ..... uwbadgers.com
Credentials http://go.wisc.edu/2016credentials

OSU VS. RANKED WISCONSIN TEAMS

Date	W/L	Site	OSU(#)-UW(#)
2/4/50	W	Wisconsin	61 (7)-47 (17)
1/26/74	L	@Wisconsin	64-69 (17)
1/8/94	L	@Wisconsin	55-69 (15)
2/5/94	W	Wisconsin	73-57 (16)
3/14/03	W	vs. Wisconsin	58-50 (18)
1/28/04	L	Wisconsin	57-69 (17)
2/14/04	L	@Wisconsin	48-78 (17)
2/27/05	L	Wisconsin	56-64 (20)
3/11/05	L	vs. Wisconsin	49-60 (20)
1/18/06	W	Wisconsin	77(19)-67(15)
1/9/07	L	@Wisconsin	69(5)-72(3)
2/25/07	W	Wisconsin	49(2)-48(1)
3/11/07	W	vs. Wisconsin	66(1)-49(3)
2/24/08	L	Wisconsin	53-58(11)
1/16/10	W	Wisconsin	60-51(13)
2/12/11	L	@Wisconsin	67(1)-67(13)
3/6/11	W	Wisconsin	93(1)-65(10)
2/4/12	W	@Wisconsin	58(3)-52(19)
2/26/12	L	Wisconsin	60(8)-63(16)
2/17/13	L	@Wisconsin	49(13)-71(20)
3/17/13	W	vs. Wisconsin	50(10)-43(22)
2/1/14	W	@Wisconsin	59(24)-58(14)
3/8/15	L	Wisconsin	48(23)-72(6)
1/12/17	L	@Wisconsin	66-89(18)
2/23/17	W	Wisconsin	83-73(16)

RANKED OSU TEAMS VS. WISCONSIN

Date	W/L	Site	OSU(#)-UW(#)
2/4/50	W	Wisconsin	61 (7)-47 (17)
1/14/56	W	Wisconsin (2ot)	100 (7)-98
1/21/57	W	@Wisconsin	67 (17)-64
2/8/60	W	@Wisconsin	106 (4)-69
2/27/60	W	Wisconsin	93 (2)-68
1/30/61	W	@Wisconsin	100 (1)-68
2/25/61	W	Wisconsin	97 (1)-74
3/3/62	L	@Wisconsin	67 (1)-86
1/11/69	W	Wisconsin	84 (16)-69
2/8/69	L	@Wisconsin	73 (12)-77
2/16/71	W	@Wisconsin	79 (20)-71
2/5/72	W	Wisconsin	79 (9)-69
3/1/79	L	@Wisconsin	73 (17)-76
1/26/80	L	Wisconsin	71 (4)-72
2/2/80	L	@Wisconsin	67 (6)-70
1/7/89	W	Wisconsin	73 (14)-70
1/12/91	W	Wisconsin	92 (4)-60
2/14/91	W	@Wisconsin	73 (2)-71
2/5/92	W	Wisconsin	86 (8)-72
2/15/92	W	@Wisconsin	67 (8)-63
1/20/93	L	@Wisconsin	67 (24)-76
2/2/00	W	Wisconsin	51 (5)-48
1/18/06	W	Wisconsin	77(19)-67(15)
2/15/06	L	@Wisconsin	73(12)-78
1/9/07	L	@Wisconsin	69(5)-72(3)
2/25/07	W	Wisconsin	49(2)-48(1)
3/11/07	W	vs. Wisconsin	66(1)-49(3)
2/14/09	L	@Wisconsin	50(24)55
2/12/11	L	@Wisconsin	67(1)-67(13)
3/6/11	W	Wisconsin	92(1)-65(10)
2/4/12	W	@Wisconsin	58(3)-52(19)
2/26/12	L	Wisconsin	60(8)-63(16)
1/29/13	W	Wisconsin	58(11)-49
2/17/13	L	@Wisconsin	49(13)-71(20)
3/17/13	W	vs. Wisconsin	50(10)-43(22)
2/1/14	W	@Wisconsin	59(24)-58(14)
3/8/15	L	Wisconsin	48(23)-72(6)

2018-19 Ohio State Roster vs. Wisconsin

No.	Player	Gms.	Mins.	Avg.	FG	FGA	FG%	3FG	FGA	3FG%	FT	FTA	FT%	Pts.	Avg.	Rebs.	Avg
0	Micah Potter	3	46	15.3	3	4	0.750	2	2	1.000	6	6	1.000	14	4.7	9	3.5
2	Musa Jallow	1	28	28.0	1	1	1.000	0	0	0.000	0	0	0.000	2	2.0	4	4.0
3	C.J. Jackson	3	81	27.0	11	25	0.440	7	13	0.538	3	6	0.500	32	10.7	9	3.0
14	Joey Lane	1	2	2.0	1	1	1.000	0	0	0.000	0	0	0.000	2	2.0	0	0.0
24	Andre Wesson	3	52	17.3	4	9	0.444	3	7	0.429	3	5	0.600	14	4.7	4	1.3
25	Kyle Young	1	19	19.0	1	4	0.250	0	2	0.000	2	2	1.000	4	4.0	2	2.0
34	Kaleb Wesson	1	17	17.0	6	8	.750	1	1	1.000	6	7	0.857	19	19.0	3	3.0

OHIO STATE VS. WISCONSIN

SERIES HISTORY WITH WISCONSIN

Date	W/L	OSU	UW	Site
1/12/05	W	25	22	H
1/21/13	L	11	22	A
2/15/13	L	22	27	H
2/16/15	L	17	26	H
3/6/15	L	12	23	A
1/6/17	L	22	30	H
2/17/17	L	15	40	A
2/24/20	L	27	31	A
3/8/20	L	22	34	H
2/21/21	L	25	42	H
3/8/21	L	24	34	A
2/23/24	W	27	13	H
3/3/24	L	20	30	A
1/13/25	W	27	20	A
3/14/25	W	37	23	H
1/10/27	L	16	25	A
2/19/27	W	20	16	H
1/7/28	L	13	30	H
2/18/28	L	18	21	A
1/11/30	L	25	32	H
3/3/30	L	23	32	A
1/10/31	W	29	19	H
2/23/31	L	24	28	A
2/6/33	W	31	30	A
3/4/33	W	37	20	H
2/12/34	L	23	42	A
2/24/34	L	38	44	H
1/4/36	W	44	23	H
2/11/36	L	25	34	A
1/11/37	W	28	22	H
2/8/37	L	33	35 (ot)	A
2/25/39	W	46	38	A
2/17/40	W	41	35	H
1/25/41	L	31	46	A
2/14/42	L	39	49	A
2/25/42	L	39	44	H
2/3/45	W	40	36	H
2/9/45	W	63	34	A
2/22/47	W	57	56	A
2/16/48	W	53	47	H
1/17/49	W	57	54	A
2/4/50	W	61	47	H
1/13/51	L	67	74	H
2/5/51	L	51	56	A
1/12/52	L	51	58	A
3/1/52	W	69	56	H
1/19/53	L	51	64	A
2/28/53	L	63	69	H
2/6/54	L	73	79	H
2/12/55	L	63	86	A
1/14/56	W	100	98 (2ot)	H
2/20/56	W	79	71	A
1/21/57	W	67	64	A
2/16/57	W	63	50	H
1/11/58	L	64	67	A
2/7/59	W	78	72	H
2/8/60	W	106	69	A
2/27/60	W	93	68	H
1/30/61	W	100	68	A
2/25/61	W	97	74	H
3/3/62	L	67	86	A
2/9/63	W	94	70	H
1/4/64	W	101	85	A
2/15/64	W	92	74	H
1/30/65	W	98	86	H
2/6/65	W	73	71	A
1/31/66	W	87	81 (ot)	H
2/4/67	W	90	84	A
2/3/68	W	86	64	H
2/12/68	L	78	86	A
1/11/69	W	84	69	H
2/8/69	L	73	77	A
2/24/70	W	98	86	A
3/7/70	W	96	87	H
1/16/71	W	83	69	H
2/16/71	W	79	71	A
2/5/72	W	79	69	H
2/3/73	L	76	84	A
1/26/74	L	64	69	A
2/23/74	L	56	68	H
1/18/75	W	89	67	A
2/15/75	W	76	70	H
1/5/76	L	81	82 (ot)	A
3/1/76	L	79	91	H
1/13/77	W	60	58	A
2/26/77	W	82	80 (ot)	H
1/5/78	W	77	61	H
3/4/78	W	83	78	A
1/6/79	W	82	71	H
3/1/79	L	73	76	A
1/26/80	L	71	72	H
2/2/80	L	67	70	A
1/29/81	W	71	67	H
2/21/81	L	63	77	A
1/9/82	W	66	59	H
3/4/82	W	77	75	A
2/5/83	W	82	69	H
2/9/83	W	68	65	A
2/2/84	W	85	74	A
2/11/84	W	71	65	H
1/9/85	W	99	88	H
2/9/85	L	78	92	A
1/9/86	W	78	61	A
2/8/86	W	73	71	H
1/17/87	W	81	66	H
2/12/87	W	83	69	A
1/9/88	L	63	64	A
2/13/88	W	78	53	H
1/7/89	W	73	70	H
3/4/89	L	65	77	A
1/13/90	W	68	53	H
2/15/90	W	68	58	A
1/12/91	W	92	60	H
2/14/91	W	73	71	A
2/5/92	W	86	72	H
2/15/92	W	67	63	A
1/20/93	L	67	76	A
2/20/93	W	80	70	H
1/8/94	L	55	69	A
2/5/94	W	73	57	H
1/11/95	L	59	81	H
3/4/95	L	69	80	A
1/31/96	W	63	55	H
2/10/96	L	56	62	A
2/1/97	W	60	42	H
1/3/98	L	59	64	H
2/25/98	W	61	56	A
**1/2/99*	*W*	*78*	*74 (ot)*	*A*
**2/24/99*	*W*	*63*	*54*	*H*
**1/13/00*	*W*	*53*	*51*	*A*
2/2/00	W	51	48	H
**1/24/01*	*L*	*42*	*57*	*A*
**2/10/01*	*W*	*63*	*58*	*H*
**2/6/02*	*L*	*92*	*94 (ot)*	*A*
1/18/03	L	52	53	H
3/14/03	W	58	50	N
1/28/04	L	57	69	H
2/14/04	L	48	78	A
1/11/05	L	66	72	A
2/27/05	L	56	64	H
3/11/05	L	49	60	N
1/18/06	W	77	67	H
2/15/06	L	73	78	A
1/9/07	L	69	72	A
2/25/07	W	49	48	H
3/11/07	W	66	49	N
2/24/08	L	53	58	H
2/14/09	L	50	55	A
3/13/09	W	61	57	N
12/31/09	L	43	65	A
1/16/10	W	60	51	H
2/12/11	L	67	71	A
3/6/11	W	93	65	H
2/4/12	W	58	52	A
2/26/12	L	60	63	H
1/29/13	W	58	49	H
2/17/13	L	49	71	A
3/17/13	W	50	43	N
2/1/14	W	59	58	A
3/8/15	L	48	72	H
2/4/16	L	68	79	A
1/12/17	L	66	89	A
2/23/17	W	83	73	H
12/2/17	W	83	58	A

NOTE: Games in **Italic* vacated by NCAA.

Wisconsin Series Records

Ohio State Team vs. Wisconsin			OSU W/L	Score
FG	45 (96)	@Wisconsin (2/8/60)	W	106-69
FGA	96 (45)	@ Wisconsin (2/8/60)	W	106-69
FG %	68.1 (32-47)	Wisconsin (3/6/11)	W	93-65
FT	31 (41)	@ Wisconsin (2/12/87)	W	83-69
FTA	43 (30)	Wisconsin (1/11/69)	W	84-69
FT %	90.9 (10-11)	@ Wisconsin (1/13/77)	W	60-58
3 FG	14 (15)	Wisconsin (3/6/11)	W	93-65
3 FGA	26 (12)	@ Wisconsin (1/9/07)	L	72-69
3FG%	93.3 (14-15)	Wisconsin (3/6/11)	W	93-65
OR	21	@ Wisconsin (1/20/93)	L	76-67
DR	31	@ Wisconsin (1/13/00)	W	53-51
Rebs.	72	Wisconsin (1/30/65)	W	98-86
PF	32	@ Wisconsin (2/14/04)	W	78-48
Pts.	106	@ Wisconsin (2/8/60)	W	106-69
Assists	24	Wisconsin (1/12/91)	W	92-60
Blocks	10*	@ Wisconsin (1/12/17)	L	89-66
Steals	13	Wisconsin (2/20/93)	W	80-70

Wisconsin Team vs. Ohio State			OSU W/L	Score
FG	41 (86)	@ Wisconsin (1/14/56)	W	100-98
FGA	96 (33)	@ Wisconsin (2/24/70)	W	98-86
FG %	.610 (36-59)	@ Wisconsin (2/9/85)	L	92-78
FT	36 (46)	@ Wisconsin (2/6/02)	L	94-92
FTA	46 (36)	@ Wisconsin (2/6/02)	L	94-92
FT %	.900 (9-10)	Wisconsin (2/13/88)	W	78-53
3 FG	13 (30)	Wisconsin (2/23/17)	W	83-73
3 FGA	30 (13)	Wisconsin (2/23/17)	W	83-73
3 FG%	.571 (8-14)	@ Wisconsin (2/15/92)	W	67-63
OR	18	@ Wisconsin (2/6/06)	L	94-92
DR	32	Wisconsin (1/11/95)	L	81-59
Rebs.	58	@ Wisconsin (2/4/67)	W	90-84
PF	30	@ Wisconsin (2/12/87)	W	83-69
Pts.	98	Wisconsin (1/14/56)	W	100-98
Assists	23	@ Wisconsin (2/2/84)	W	85-74
Blocks	7	@ Wisconsin (1/9/07)	L	72-69
Steals	12	Wisconsin (1/28/04)	L	69-57

Ohio State Individual vs. Wisconsin				
FG	15 (24)	Gary Bradds (1/4/64)	W	101-85
FGA	34 (13)	Robin Freeman (1/14/56)	W	100-98
FT	17 (22)	Dennis Hopson (2/12/87)	W	83-69
FTA	22 (17)	Dennis Hopson (2/12/87)	W	83-69
3 FG	7 (8)	Jon Diebler (3/6/11)	W	93-65
3 FGA	11 (5)	Ivan Harris (1/9/07)	L	72-69
OR	6	Shun Jenkins (1/18/03)	L	53-52
DR	10	Perry Carter (1/9/88)	L	64-63
Rebs.	24	Dick Furry (2/7/59)	W	78-72
Pts.	40	Gary Bradds (2/15/64)	W	92-74
Assists	11	Mark Baker (1/12/91)	W	92-60
Blocks	6	Greg Oden (1/9/07)	L	72-69
Steals	5	Curtis Wilson (1/17/87)	W	81-66

Wisconsin Individual vs. Ohio State				
FG	14 (23)	Don Hearden (3/3/62)	L	86-67
FGA	30 (13)	Bob Litzow (1/21/57)	W	67-64
FT	16 (18)	Devin Harris (2/14/04)	L	78-48
FTA	18 (16)	Devin Harris (2/14/04)	L	78-48
3 FG	7 (11)	Trent Jackson (1/17/87)	W	81-66
3 FGA	11 (7)	Trent Jackson (1/17/87)	W	81-66
OR	6	Sam Okey (2/1/97)	W	60-42
DR	13	Rashard Griffith (1/11/95)	L	81-59
Rebs.	18	John Parker (2/20/56)	W	79-71
Pts.	34	Michael Finley (1/20/93)	L	76-67
Assists	10	Willie Simms (2/14/91)	W	73-71
Blocks	4	Marcus Landry (1/9/07)	L	72-69
Steals	6	J. Krabbenhoft (2/14/09)	W	78-74

2019 BIG TEN TOURNAMENT

The 2019 Big Ten Men's Basketball Tournament returns to the United Center in Chicago in 2019. The 22nd annual tournament will tip off Wednesday, March 13, and the champion will be crowned Sunday, March 17.

The Big Ten Men's Basketball Tournament has made its mark both nationally and locally in its 21-year history. Sellout crowds, exciting and competitive games and national television coverage have all been highlights of past conference tournaments. It is a highlight reel of college basketball that showcases the finest coaches and students in the nation.

All 14 Big Ten teams will participate in the tournament with the winner receiving the conference's automatic bid to the NCAA Tournament. The team or teams that finish atop the regular-season standings is the Big Ten Champion. The bracket will be seeded according to the final regular-season standings with the conference champion earning the top seed. Two first-round games are slated for Wednesday, March 13, with the No. 12 seed facing the No. 13 seed and the No. 11 seed taking on the No. 14 seed. The top four teams will receive first and second round byes and advance to the quarterfinals on Friday, March 15.

Since its inception, the Big Ten Men's Basketball Tournament has seen six different conference representatives crowned champion. Michigan State leads all schools with five tournament titles while Ohio State has claimed four official tournament titles. Wisconsin won its third tournament title in 2015, while Michigan, Illinois and Iowa have each claimed the honor twice. Purdue has captured one official tournament crown. BTN and CBS Sports will again provide national television coverage of the event.

Previous Big Ten Men's Basketball Tournaments have attracted fans in masses. In 21 years, the Big Ten has welcomed more than two million fans and thousands of media members to the event.

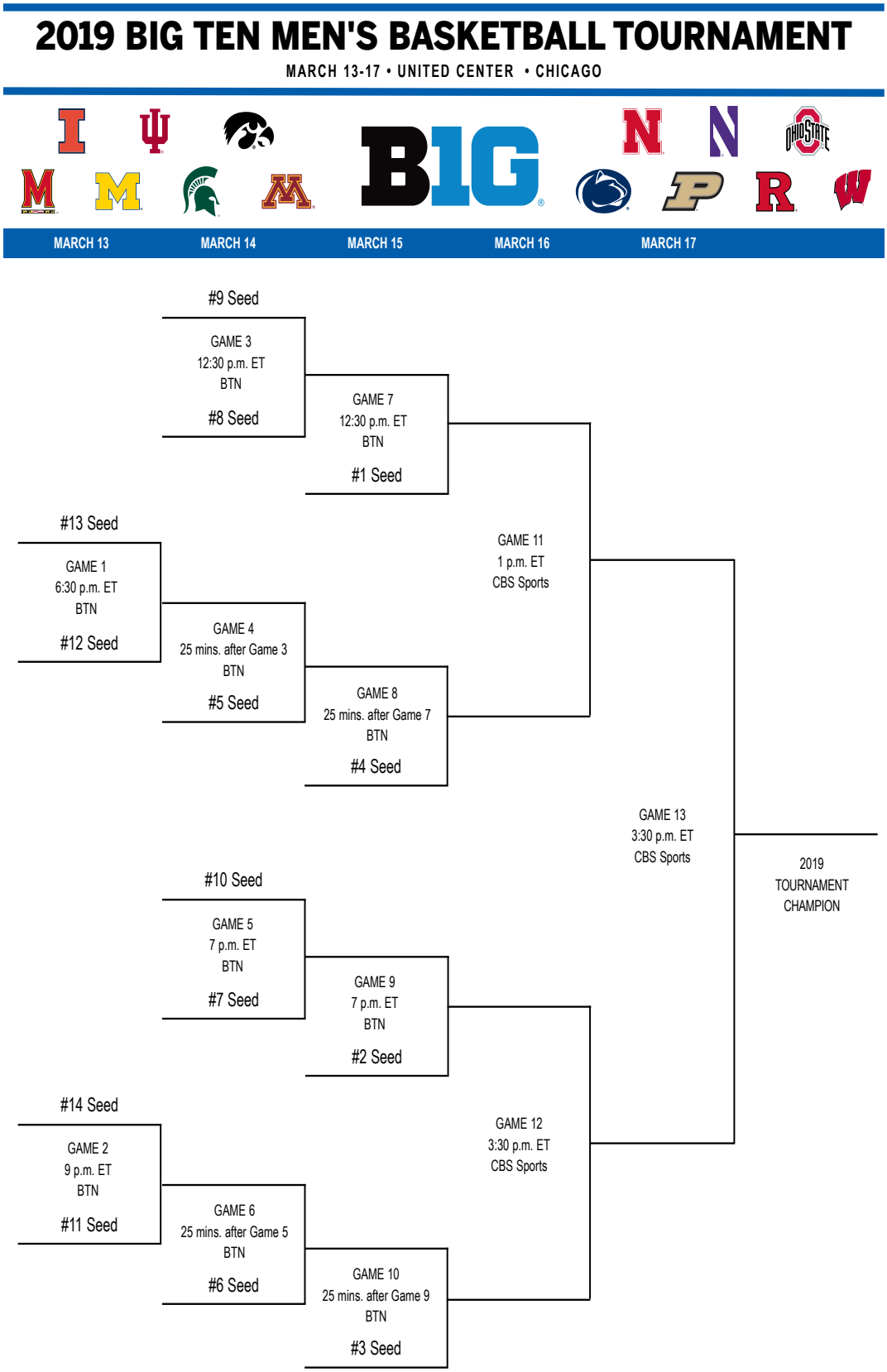

SERIES RECORDS

Team	First Meeting	Last Meeting	Gms	Won	Lost	Pct.
Akron	2/2/06	3/15/16	8	7	1	.875
Akron Goodyear	12/30/19	12/30/19	1	0	1	.000
Alabama	12/20/69	3/21/79	4	2	2	.500
Alabama State	12/18/96	12/18/96	1	1	0	1.000
Albany	11/11/12	11/11/12	1	1	0	1.000
Alcorn State	11/9/09	11/9/09	1	1	0	1.000
Allegheny	2/24/1910	2/24/1910	2	1	1	.500
American University	12/9/89	11/20/13	5	5	0	1.000
Appalachian State	**12/16/17**	**12/16/17**	**1**	**1**	**0**	**1.000**
Arizona	12/29/71	3/21/15	3	2	1	.667
Arizona State	3/9/80	12/18/82	3	2	1	.667
Arkansas	12/1/84	12/28/86	3	1	2	.333
Army	2/2/29	12/23/66	7	6	1	.857
Baldwin Wallace	2/14/1907	2/14/1907	1	1	0	1.000
Ball State	11/30/74	12/4/87	3	2	1	.667
Baltimore	1/1/38	1/1/38	1	1	0	1.000
Belmont	12/14/05	12/14/05	1	1	0	1.000
Bethune-Cookman	11/25/90	11/25/90	1	1	0	1.000
Bliss College	1903-04	1903-04	1	1	0	1.000
Boston College	1/18/86	12/23/93	2	1	1	.500
Bowling Green	1/3/81	11/24/08	6	4	2	.667
Bradley	1/2/50	12/29/67	2	1	1	.500
Brigham Young	12/29/56	12/30/97	7	4	3	.571
Brooklyn College	11/26/85	11/26/85	1	1	0	1.000
Brown	12/20/71	12/20/71	1	1	0	1.000
Bryant	12/11/13	12/11/13	1	1	0	1.000
Buckeye Paints	1/1/16	1/1/17	2	1	1	.500
Bucknell	**1/29/86**	**1/29/86**	**1**	**1**	**0**	**1.000**
Bucyrus YMCA	1/1/13	1/1/13	1	1	0	1.000
Butler	12/31/25	12/12/09	41	31	10	.756
California	12/26/36	11/20/09	18	9	9	.500
Cal Poly Pomona	12/14/77	12/13/79	2	2	0	1.000
Cal Santa Barbara	12/18/91	12/14/93	3	3	0	1.000
Cal State Chico	11/30/82	11/30/82	1	1	0	1.000
Cal State Hayward	11/25/77	11/25/77	1	1	0	1.000
Cal State Northridge	12/5/97	12/5/97	1	1	0	1.000
California Davis	11/30/63	12/1/67	2	2	0	1.000
Camp Sherman	2/28/18	2/28/18	1	1	0	1.000
Campbell	11/26/14	11/26/14	1	1	0	1.000
Canal Dover	1/4/13	1/4/13	1	1	0	1.000
Canton	4/5/1900	12/27/1919	2	1	1	.500
Capital	12/4/15	12/11/16	2	2	0	1.000
Carleton	12/15/34	12/15/34	1	1	0	1.000
Case	1/20/17	2/13/20	2	2	0	1.000
Cedarville	1/13/06	1/13/06	1	1	0	1.000
Central Connecticut State	11/26/95	12/7/13	3	3	0	1.000
Central Florida	12/19/84	12/19/84	1	1	0	1.000
Central High	12/23/1899	12/18/1904	4	4	0	1.000
Central Michigan	1/2/88	11/25/03	2	2	0	1.000
Chicago	2/8/13	2/22/46	44	28	16	.636
Chicago State	2/8/90	12/29/12	4	4	0	1.000
Cincinnati	**2/4/05**	**3/22/12**	**10**	**6**	**4**	**.600**
Circleville	3/10/1899	2/9/1901	6	5	1	.833
C.C.N.Y.	3/23/50	3/23/50	1	0	1	.000
Clemson	**12/1/04**	**11/29/7**	**2**	**0**	**2**	**.000**
Cleveland State	**11/29/80**	**12/22/10**	**8**	**7**	**1**	**.875**
Coastal Carolina	12/13/99	12/13/99	1	1	0	1.00
Colgate	2/24/1908	12/6/14	3	2	1	.667
Colorado State	3/29/88	3/29/88	1	1	0	1.000
Columbia	2/2/31	11/13/07	2	1	1	.500
Columbus A.C.	3/5/18	3/5/18	1	1	0	1.000
Columbus YMCA	12/12/03	1903-04	2	2	0	1.000
Connecticut	**12/3/83**	**12/10/16**	**6**	**4**	**2**	**.667**
Coppin State	11/25/02	12/10/07	3	3	0	1.000
Cornell	12/31/20	1/24/69	8	5	3	.625
Creighton	**12/21/36**	**11/24/04**	**8**	**5**	**3**	**.625**
Dartmouth	12/30/21	12/28/03	5	4	1	.800
Davidson	12/11/63	3/14/06	5	2	3	.400
Dayton	1/1/34	3/20/14	7	4	3	.571
Dayton Triangles	1917-18	1/14/19	2	0	2	.000
Delaware	1/11/60	12/18/13	3	3	0	1.000
Delaware State	11/28/90	12/19/09	3	3	0	1.000

Team	First Meeting	Last Meeting	Gms	Won	Lost	Pct.
Denison	2/18/05	12/11/43	14	11	3	.786
Denver	12/27/48	12/29/83	3	2	1	.666
DePaul	2/25/44	11/15/89	9	5	4	.555
Detroit (Mercy)	12/22/60	12/22/62	2	2	0	1.000
Detroit Rayls	12/27/18	12/27/18	1	0	1	.000
Detroit YMCA	1/2/17	1917-18	3	2	1	.667
Drexel	11/28/94	11/28/94	1	1	0	1.000
Duke	12/6/63	11/28/12	7	3	4	.428
Duquesne	1/18/41	1/18/41	1	1	0	1.000
East High	12/2/1898	12/10/1898	3	3	0	1.000
East Tennessee State	3/15/68	12/5/70	2	2	0	1.000
Eastern Illinois	12/23/03	12/23/03	1	1	0	1.000
Eastern Kentucky	12/28/95	11/17/06	3	3	0	1.000
Eastern Michigan	12/28/82	12/5/09	2	2	0	1.000
Elyria	1/1/17	1/1/17	1	1	0	1.000
Evansville	12/14/35	12/1/76	4	4	0	1.000
Fairleigh Dickinson	12/3/16	12/3/16	1	1	0	1.000
Florida	**12/22/81**	**3/20/16**	**13**	**8**	**5**	**.615**
Florida A&M	12/11/99	1/30/06	2	2	0	1.00
Florida Atlantic	12/6/16	12/6/16	1	0	1	.000
Florida Gulf Coast	12/15/10	12/15/10	1	1	0	1.000
Florida International	3/4/87	3/4/87	1	1	0	1.000
Florida State	12/2/61	11/30/10	5	5	0	1.000
Fresno State	12/27/69	12/27/69	1	1	0	1.000
Furman	12/17/03	12/17/03	1	1	0	1.000
Gardner Webb	12/28/05	12/28/05	1	1	0	1.000
George Mason	1/8/95	3/20/11	4	4	0	1.000
George Washington	12/12/35	12/10/38	4	2	2	.500
Georgetown	11/29/81	3/31/07	5	3	2	.600
Georgia	12/28/77	12/28/77	1	0	1	.000
Georgia Tech	3/2/60	12/03/03	14	11	3	.786
Gonzaga	**3/17/12**	**3/17/18**	**3**	**1**	**2**	**.333**
Grambling	11/17/15	11/17/15	1	1	0	1.000
Great Lakes	12/10/41	1/1/45	4	1	3	.250
Hamilton	1917-18	1917-18	1	1	0	1.000
Hampton	12/30/02	12/30/02	1	1	0	1.000
Hardin A.C.	12/25/18	12/25/18	2	1	1	.500
Hardin-Simmons	1/29/66	1/29/66	1	1	0	1.000
Harvard	1/1/36	12/29/70	5	5	0	1.000
Haskell Indians	3/7/07	3/7/07	1	1	0	1.000
Hawaii	12/30/67	12/30/67	1	0	1	.000
High Point	**12/10/14**	**12/10/14**	**1**	**1**	**0**	**1.000**
Hiram	1/26/1907	1/29/1910	2	2	0	1.000
Holy Cross	3/25/50	12/21/82	3	3	0	1.000
Houston	12/23/63	11/23/04	4	4	0	1.000
Houston Baptist	1/9/08	1/9/08	1	1	0	1.000
Howard	12/13/86	12/13/86	1	1	0	1.000
Illinois	**1/23/15**	**2/4/18**	**174**	**72**	**102**	**.414**
Illinois-Chicago	1/2/93	1/2/93	1	1	0	1.000
Indiana	**3/4/05**	**2/23/18**	**184**	**79**	**105**	**.429**
Iona	11/27/81	3/22/13	3	2	1	.667
Iowa	**2/9/15**	**2/10/18**	**152**	**75**	**77**	**.493**
Iowa State	12/20/65	3/24/13	6	6	0	1.000
IUPUI	12/9/10	12/9/10	1	1	0	1.000
Jackson State	**11/18/11**	**11/23/16**	**2**	**2**	**0**	**1.000**
Jacksonville	12/29/86	12/17/08	2	2	0	1.000
James Madison	3/11/82	11/28/14	3	2	1	.667
Kansas	12/23/65	12/22/12	10	3	7	.300
Kansas State	12/4/50	12/3/51	2	0	2	.000
Kenton	1/28/1899	3/16/00	4	3	1	.750
Kent State	12/2/81	11/12/06	5	5	0	1.000
Kentucky	1/2/33	12/19/15	20	9	11	.450
Kentucky State	2/8/1908	2/8/1908	1	1	0	1.000
Kenyon	1/14/1899	12/8/33	13	10	3	.769
Lafayette	11/24/84	12/10/88	2	2	0	1.000
Lamar	12/20/11	12/20/11	1	1	0	1.000
LaSalle	12/29/77	12/27/89	2	1	1	.500
Lipscomb	11/24/09	11/24/09	1	1	0	1.000
Long Beach State	12/26/87	12/08/12	2	2	0	1.000
Long Island	12/7/96	12/7/96	1	1	0	1.000
Louisiana-Lafayette	12/1/96	12/17/97	2	1	1	.500
Louisiana-Monroe	12/28/13	12/28/13	1	1	0	1.000

SERIES RECORDS

Team	First Meeting	Last Meeting	Gms	Won	Lost	Pct.
Louisiana State	1/15/05	12/31/05	2	1	1	.500
Louisiana Tech	3/16/85	11/24/15	3	1	2	.333
Louisville	12/19/53	12/2/14	8	4	4	.500
Loyola (Chicago)	12/10/55	11/11/06	4	4	0	1.000
Loyola Marymount	12/10/76	12/10/76	1	1	0	1.000
Loyola Univ. Maryland	3/15/12	3/15/12	1	1	0	1.000
Manhattan	12/28/56	12/28/56	1	0	1	.000
Marietta	2/6/1904	12/7/37	4	3	1	.750
Marquette	2/10/34	11/18/14	11	7	4	.636
Marshall	11/28/77	11/25/16	2	2	0	1.000
Maryland	**11/29/34**	**1/11/18**	**12**	**6**	**6**	**.500**
Maryland-Baltimore Co.	12/22/87	12/29/07	3	3	0	1.000
Massachusetts	4/3/08	4/3/08	1	1	0	1.000
Massachusetts-Lowell	11/14/14	11/14/14	1	1	0	1.000
McNeese State	11/28/81	11/28/81	1	1	0	1.000
Memphis	12/3/59	11/27/15	3	2	1	.667
Mercer	12/22/2004	12/22/15	2	2	0	1.000
Mexico City YMCA	2/5/39	2/5/39	1	1	0	1.000
Miami (Fla.)	12/21/53	12/2/08	2	2	0	1.000
Miami (Ohio)	**12/23/16**	**12/30/17**	**9**	**7**	**2**	**.778**
Michigan	**2/28/1909**	**2/18/18**	**174**	**97**	**77**	**.557**
Michigan State	**3/5/1910**	**1/7/18**	**125**	**57**	**68**	**.456**
Minnesota	**1/27/1904**	**1/20/18**	**143**	**86**	**57**	**.601**
Mississippi	4/1/08	4/1/08	1	1	0	1.000
Mississippi State	12/27/90	12/27/90	1	1	0	1.000
Mississippi Valley State	3/19/92	3/19/92	1	1	0	1.000
Missouri	12/12/31	12/22/84	9	4	5	.444
Missouri-Kansas City	11/23/12	11/23/12	1	1	0	1.000
Missouri-St. Louis	11/28/87	11/27/93	2	2	0	1.000
Morehead State	12/16/2002	12/13/14	4	4	0	1.000
Morgan State	12/27/94	11/9/13	2	2	0	1.000
Mount Union	4/6/1900	2/26/16	2	1	1	.500
Mount St. Mary's	11/27/89	11/15/15	2	2	0	1.000
Muskingum	2/8/07	12/16/35	4	4	0	1.000
Navy	**2/7/33**	**11/11/16**	**2**	**1**	**1**	**.500**
Nebraska	**12/22/36**	**1/22/18**	**19**	**15**	**4**	**.789**
Nevada-Las Vegas	3/17/90	3/17/90	1	0	1	.000
New Hampshire	12/28/2004	12/28/04	1	1	0	.000
New Mexico	12/27/87	12/29/97	2	1	1	.500
New Mexico State	12/19/67	12/29/97	2	1	1	.500
New Orleans	12/28/89	12/28/89	1	1	0	1.000
New York University	1/9/36	3/18/60	3	2	1	.667
Norfolk Navy	12/28/43	12/29/43	2	1	1	.500
Norfolk State	12/12/05	12/12/05	1	1	0	1.000
North Carolina	**1/2/28**	**12/23/17**	**14**	**2**	**12**	**.143**
North Carolina A&T	1/2/94	12/17/14	3	3	0	1.000
North Carolina Asheville	12/4/93	12/22/16	6	6	0	1.000
North Carolina Central	**11/14/16**	**11/14/16**	**1**	**1**	**0**	**1.000**
North Carolina Wilmington	11/20/10	11/20/10	1	1	0	1.000
North Carolina State	12/1/89	12/1/89	1	0	1	.000
North Dakota State	12/18/13	12/14/13	1	1	0	1.000
Northeastern	**2/16/85**	**11/19/17**	**2**	**1**	**1**	**.500**
North Florida	11/21/11	11/29/13	2	2	0	1.000
North High	1903-04	1903-04	1	1	0	1.000
Northern Illinois	12/8/69	2/16/15	2	2	0	1.000
Northern Kentucky	12/1/12	12/1/12	1	1	0	1.000
Northern Michigan	2/6/67	2/6/67	1	1	0	1.000
Northwestern	**1/18/13**	**1/17/18**	**164**	**118**	**46**	**.720**
Northwestern St. (La.)	12/29/79	12/29/79	1	1	0	1.000
Notre Dame	2/17/12	12/21/13	12	8	4	.667
Oakland University	12/27/99	12/23/10	2	2	0	1.000
Oberlin	1/31/03	2/14/20	33	19	14	.576
Ohio Medical	1/10/06	1/17/06	2	2	0	1.000
Ohio University	2/6/03	11/12/13	22	18	4	.818
Ohio Wesleyan	1/23/03	12/8/42	40	28	12	.700
Oklahoma	12/5/47	11/25/88	7	3	4	.500
Oklahoma City	12/30/54	12/30/54	1	1	0	1.000
Oklahoma State	12/20/88	12/2/89	2	0	2	.000
Old Dominion	3/16/88	3/16/88	1	1	0	1.000
Oregon	3/27/39	12/29/92	4	3	1	.750
Oregon State	12/26/51	12/28/92	4	3	1	.750
Ottawa	12/30/15	12/30/15	1	0	1	.000

Team	First Meeting	Last Meeting	Gms	Won	Lost	Pct.
Otterbein	1/7/1899	12/8/16	7	7	0	1.000
Pennsylvania	12/27/93	12/3/94	10	5	5	.500
Penn State	**12/30/50**	**3/2/18**	**51**	**34**	**17**	**.667**
Piqua	12/15/1898	12/29/15	2	1	1	.500
Pittsburgh	1/3/26	12/18/02	25	15	10	.600
Pittsburgh Westinghouse	1/5/13	12/29/19	3	3	0	1.000
Portland State	12/11/2004	12/11/2004	1	1	0	1.000
Presbyterian College	12/15/07	12/16/09	2	2	0	1.000
Princeton	1/3/21	12/19/81	13	7	6	.538
Providence	**3/15/90**	**11/17/16**	**2**	**2**	**0**	**1.000**
Purdue	**1/12/05**	**2/7/18**	**170**	**84**	**86**	**.494**
Purdue Fort Wayne	**11/11/18**	**11/11/18**	**First Meeting**			
Radford	**1/9/89**	**11/12/17**	**3**	**3**	**0**	**1.000**
Rhode Island	11/17/12	11/17/12	1	1	0	1.000
Rider	11/24/97	11/24/97	1	1	0	1.000
Robert Morris	**12/18/89**	**11/10/17**	**4**	**4**	**0**	**1.000**
Rochester	2/19/1909	12/29/76	4	2	2	.500
Rutgers	**12/30/78**	**2/20/18**	**8**	**6**	**2**	**.750**
Sacred Heart	11/23/14	11/23/14	1	1	0	1.000
Saint Bonaventure	12/31/60	12/30/60	1	1	0	1.000
Saint Francis	12/28/09	12/28/09	1	1	0	1.000
Saint John's	1/31/55	3/22/91	6	4	2	.666
Saint Joseph's	3/24/61	12/10/05	5	5	0	1.000
Saint Louis	2/14/49	12/18/65	17	11	6	.647
Saint Mary's (Dayton)	12/17/15	12/17/15	1	1	0	1.000
Samford	**12/13/03**	**11/29/08**	**2**	**2**	**0**	**1.000**
San Diego State	12/25/95	11/24/03	3	1	2	.333
San Francisco	11/21/03	11/20/06	2	1	1	.500
Santa Clara	12/30/83	12/30/83	1	0	1	.000
Savannah State	12/12/12	12/12/12	1	1	0	1.000
Seton Hall	12/27/60	12/20/03	5	3	2	.600
Sharon, Pa.	12/27/16	12/27/16	1	0	1	.000
Siena	12/4/86	3/20/09	2	1	1	.500
South Alabama	12/16/80	12/30/82	3	2	1	.667
South Carolina	12/20/88	2/17/11	4	3	1	.750
South Carolina State	**12/27/15**	**12/27/15**	**1**	**1**	**0**	**1.000**
South Carolina Upstate	12/14/11	12/14/11	1	1	0	1.000
South Dakota	12/2/64	12/9/67	2	2	0	1.000
Southern California	12/30/36	12/20/97	7	4	3	.571
South Florida	11/23/96	12/6/97	2	0	2	.000
Springfield YMCA	2/4/1899	1/26/1900	2	2	0	1.000
Stanford	**12/29/41**	**11/24/17**	**4**	**1**	**3**	**.250**
Stetson	11/30/77	12/28/84	3	3	0	1.000
Syracuse	**2/17/11**	**3/24/12**	**6**	**5**	**1**	**.833**
Temple	12/28/34	12/26/56	3	2	1	.667
Tennessee	12/9/78	1/19/08	6	4	2	.667
Tennessee-Chattanooga	12/27/84	11/27/04	5	4	1	.800
Tennessee-Martin	12/27/10	12/27/10	1	1	0	1.000
Tennessee State	12/17/90	12/23/05	3	3	0	1.000
Tennessee Tech	12/21/93	12/7/02	2	2	0	1.000
Texas	3/17/86	3/17/86	1	1	0	1.000
Texas A&M	12/20/47	12/14/57	3	1	2	.333
Texas Arlington	11/30/73	11/20/15	3	2	1	.667
Texas Christian	12/15/62	12/20/66	4	4	0	1.000
Texas-El Paso	12/29/85	12/29/85	1	0	1	.000
Texas Pan American	12/3/11	12/3/11	1	1	0	.000
Texas San Antonio	3/13/11	3/13/11	1	1	0	1.000
Texas Southern	**11/16/17**	**11/16/17**	**1**	**1**	**0**	**1.000**
Texas Tech	1/4/2004	12/16/04	2	1	1	.500
Toledo	12/26/18	12/22/99	8	5	3	.625
Toledo St. Johns	12/31/12	1/1/20	2	2	0	1.000
Towson	3/15/91	11/15/04	2	2	0	1.000
Trinity	2/28/1899	2/28/1899	1	1	0	1.000
Tulane	12/19/55	12/15/84	6	4	2	.667
UCLA	**12/31/36**	**12/17/16**	**10**	**4**	**6**	**.400**
Urbana	12/29/1898	4/3/1899	3	0	3	.000
Utah	12/18/44	12/21/59	4	2	2	.500
Utah State	12/1/62	12/6/71	4	2	2	.500
Valparaiso	12/2/06	11/25/11	2	2	0	1.000
Vanderbilt	12/30/22	11/29/97	6	3	3	.500
Vermont	12/13/75	12/3/77	2	1	1	.500
Villanova	3/19/39	11/26/03	3	2	1	.667

SERIES RECORDS

Team	First Meeting	Last Meeting	Gms	Won	Lost	Pct.
Virginia	2/6/32	11/30/16	6	3	3	.500
Virginia Commonwealth	3/19/15	3/19/15	1	1	0	1.000
Virginia Military Ins.	11/10/06	12/05/15	4	4	0	1.000
Virginia Tech	12/18/72	11/28/05	6	2	4	.333
Wabash	2/13/09	12/14/39	5	5	0	1.000
Wake Forest	3/18/39	12/1/69	6	6	0	1.000
Washington	12/22/38	11/18/12	12	4	8	.333
William & Mary	**12/9/17**	**12/9/17**	**1**	**1**	**0**	**1.000**
Wington & Jefferson	1/27/06	1/27/06	1	1	0	1.000
Washington State	12/29/51	12/29/81	8	5	3	.625
Western Carolina	12/12/10	11/21/16	2	2	0	1.000
Western Kentucky	3/14/60	3/20/71	3	2	1	.667
Western Michigan	12/2/86	12/3/88	3	3	0	1.000
Western Ontario	12/16/33	12/16/33	1	1	0	1.000
Western Reserve	2/10/05	3/5/34	8	6	2	.750
West Texas	12/31/65	12/31/65	1	1	0	1.000
West Virginia	12/10/40	1/23/10	16	8	8	.500
Wichita State	12/17/60	3/30/13	5	3	2	.600
Winthrop	12/18/12	12/18/12	1	1	0	1.000
Wisconsin	**1/12/04**	**12/2/17**	**158**	**88**	**70**	**.533**
Wisconsin-Green Bay	11/12/07	11/12/07	1	1	0	1.000
Wisconsin-Milwaukee	12/23/71	11/27/72	2	2	0	1.000
Wittenberg	1/16/03	12/15/23	14	13	1	.928
Wooster	2/9/05	12/16/39	12	8	4	.667
Wright Field	12/4/45	12/4/45	1	0	1	.000
Wright State	12/12/90	11/27/14	4	4	0	1.000
Wyoming	1/3/45	11/25/13	4	3	1	.750
Xavier	1/20/32	3/17/07	4	3	1	.750
Yale	1/8/1900	12/27/82	8	6	2	.750
Youngstown A.C.	12/29/16	12/28/19	2	2	0	1.000
Youngstown State	**12/16/82**	**12/20/16**	**4**	**4**	**0**	**1.000**

2018-19 opponents in bold

2017-18 YEAR IN REVIEW

Chris Holtmann began his tenure at Ohio State with a 25-9 overall record and a second-place finish in the Big Ten regular-season standings at 15-3. The Buckeyes advanced to the NCAA Tournament for the 28th time in program history, making it to the second round of the West Regional in Boise, Idaho. Ohio State fell to Gonzaga after downing South Dakota State. During the regular season, the Buckeyes defeated No. 1 Michigan State in Columbus and took to the road to take down No. 3 Purdue. Holtmann was named the Big Ten's Coach of the Year while redshirt junior Keita Bates-Diop took home league player of the year honors. Bates-Diop, who was drafted in the second round of the 2018 NBA Draft by the Milwaukee Bucks, averaged a Big Ten best 19.8 points a game while contributing nearly nine rebounds a contest. Bates-Diop earned 2018 Consensus Second Team All-America honors to go with his first team All-Big Ten accolades. Senior Jae'Sean Tate completed his career with more than 1,000 points (1,512) and recorded 771 career rebounds, good for the No. 8 spot in Ohio State history.

2017-18 BY THE NUMBERS

INDIVIDUAL

1.00 School record single game shooting percentage by Jae'Sean Tate (10-10) vs. Northeastern (11/19/17)

2.3 Offensive Rebounds per game by Kaleb Wesson, second in the B1G among freshmen

3.0 Free Throws made per game for Kaleb Wesson, tied for the most in B1G among freshmen

4.1 Free Throws attempted per game by Kaleb Wesson, most in the Big Ten among freshmen

7.2 Defensive rebounds per game for Keita Bates-Diop, second in the Big Ten

7.3 Field goals made per game by Keita Bates-Diop, tops in the B1G

7.8 Defensive rebounds per game in B1G Conference games, tops in the league

8.7 Rebounds per game for Keita Bates-Diop, second in the Big Ten

9.2 Rebounds per game for Keita Bates-Diop in B1G Conference games, second in the league

14 Career Double-Doubles for Jae'Sean Tate (9-5 when he posted a D-D), tied for 25th all-time at Ohio State

13 Double-Doubles for Keita Bates-Diop, second most in the B1G
His 13 D-Ds tie for the No. 24 spot for a single season in OSU history

16 Players with 600-point scoring seasons in Ohio State history (672/Bates-Diop in 2018)

19 Career Double-Doubles for Keita Bates-Diop (18-1 when he posted a D-D), tied for 16th all-time at Ohio State

19.4 Scoring average for Keita Bates-Diop in B1G Conference games, second in the league

19.8 Season scoring average for Keita Bates-Diop, highest since Deshaun Thomas (733/19.8 ppg.) in 2013
Bates-Diop led the Big Ten in scoring with 19.8 ppg.

20.4 Keita Bates-Diop's scoring average at Value City Arena in 2017-18 (18 games), an Ohio State record

23 Seasons all-time with a 600-point scorer in Ohio State history (672/Bates-Diop in 2018)

28 Points scored by Keita Bates-Diop vs. Gonzaga in NCAA Tournament, 10th highest in Ohio State history

30 Starts for Kaleb Wesson, second most among freshmen in the B1G

30.1 Average of Points, Rebounds, Assists (PAR) per game for Keita Bates-Diop, tops in the B1G

33 Players all-time to score 500 or more points in a season (672/Bates-Diop in 2018)

35 Points scored vs. Illinois by Keita Bates-Diop, most in a game since Jared Sullinger (40) vs. IUPUI in 2011

40.3 Career 3-point shooting percentage by Kam Williams (172-427), fourth highest in Ohio State history

50 Seasons all-time with a 500-point scorer in Ohio State history

55.2 Career Field Shooting Percentage (614-1,113) for Jae'Sean Tate, sixth highest in Ohio State history

56.2 Field Goal Percentage by Kaleb Wesson (118-210), sixth highest by a freshman in Ohio State history
Wesson is first freshman since Jae'Sean Tate (.589/126-214, 2015) to lead team in field goal percentage

60.8 Shooting percentage for Jae'Sean Tate at VCA in 2017-18 (96-158), second highest in building history

76 Offensive Rebounds by Kaleb Wesson, second most by a freshman in the Big Ten

87.8 Career Free Throw Percentage (101-115) for Kam Williams, second highest in Ohio State history

98 Free Throws Made by Kaleb Wesson, (98-136), sixth most by a freshman in Ohio State history
Second most free throws made by a freshman in the Big Ten in 2017-18

2017-18 BY THE NUMBERS

INDIVIDUAL-CONT.

128 Career Blocked Shots by Keita Bates-Diop, ninth most in Ohio State history
132 Field Goals Made for Keita Bates-Diop at VCA in 2017-18, second most in a building history (1999-2018)
136 Most Free Throws Attempted by a freshman in the Big Ten
172 Career Made 3-pointers by Kam Williams, fifth most in Ohio State history
247 Field goals made, most among B1G players in 2017-18
296 Total rebounds for Keita Bates-Diop, second most in the B1G
320 Career defensive rebounds at Value City Arena for Jae'Sean Tate, an Ohio State career record at the facility
359 Career field goals made for Jae'Sean Tate at Value City Arena, second most in the history of the facility by a Buckeye
368 Points scored at VCA by Keita Bates-Diop in 2017-18, second most in a season in building history
427 Career 3-pointers attempted by Kam Williams, seventh most in Ohio State history
515 Season Field Goals attempted by Keita Bates-Diop, tied for 9th most all-time
672 Season points for Keita Bates-Diop, tied for 10th all-time
771 Career rebounds by Jae'Sean Tate, eighth most in Ohio State history
895 Career points for Jae'Sean Tate at Value City Arena, second most in the history of the facility by a Buckeye

TEAM

1.0 Game Free Throw Percentage (16-16), ties school record
5 Consecutive road games decided by one point won by the Buckeyes, the last a 64-63 win at Purdue (2/7/18)
6.3 Rebound margin in B1G Conference games, second in the league
9.3 Scoring margin in B1G Conference games, second in the league
17 Made 3-pointers vs. Maryland (1/11/18), second most in Ohio State history, most in regulation game
20 Consensus 1st/2nd Team All-Americans in Ohio State history after Bates-Diop named a 2nd teamer in 2018
27 First/Second Team Consensus All-America Awards in Ohio State history (Bates-Diop in 2018)
27.2 Defensive rebounds in B1G Conference games, second in the league
29.9 Rebounds allowed in B1G Conference play, fewest in the league
36.2 Rebounds per game in B1G Conference play, second in the league
40 Attempted 3-pointers vs. South Dakota State (3/15/18), most in Ohio State history
49.5 Shooting percentage in B1G Conference games (498-1,006), tops in the league
64.9 Points allowed in B1G Conference games, fewest in the league
74.8 Ohio State's defensive rebound percentage (910 dreb of 1,126 total rebs), tops in the B1G
76.0 Defensive rebound percentage in B1G Conference games (489 dreb of 643 total rebs.), highest in the league
235 Ohio State wins this decade to date (2010-18), most of any 10 years span in history (still a season to play)
239 Season 3-pointers made, seventh most in Ohio State history
678 Season 3-pointers attempted, sixth most in Ohio State history

2017-18 HONORS

Keita Bates-Diop
2018 John R. Wooden All America Team (March 28)
2018 USBWA Second Team All-America (March 12)
2018 Sporting News Second Team All-American (March 5)
2018 USBWA District V Player of the Year (March 6)
2018 Big Ten Player of the Year (Coaches, Media) (Feb. 26)
2018 First Team All-Big Ten (Coaches, Media) (Feb. 26)
Naismith Trophy Late Season Team Top 30 (Feb. 14)
Naismith Memorial Basketball Hall of Fame Julius Erving Small Forward of the Year (Final 10, 2/7/18)
John R. Wooden Award Midseason Watch List (2/5/18)
USBWA National POW (1/9/18)
USBWA Oscar Robertson Trophy Midseason Watch List (1/22/18)
Naismith Trophy National POW (1/8/18)
NBC Sports National POW (1/8/18)
Big Ten POW (12/11/17)
Big Ten POW (1/8/18)
Big Ten POW (1/15/18)
Big Ten POW (2/5/18)

Jae'Sean Tate
2018 Second Team All-Big Ten (Coaches)
2018 Honorable Mention All-Big Ten (Media)

Kaleb Wesson
2018 All-Big Ten Freshman Team

2017-18 STATISTICS

RECORD:	OVERALL	HOME	AWAY	NEUTRAL
ALL GAMES	24-8	16-2	6-2	2-4
CONFERENCE	15-3	8-1	6-2	1-0
NON-CONFERENCE	9-5	8-1	0-0	1-4

					Total		3-Point		F-Throw		Rebounds											
##	Player	gp-gs	min	avg	fg-fga	fg%	3fg-fga	3fg%	ft-fta	ft%	off	def	tot	avg	pf	dq	a	to	blk	stl	pts	avg
33	Bates-Diop, Keita	32-32	1050	32.8	230-475	.484	58-162	.358	102-131	.779	47	234	281	8.8	54	0	54	57	54	31	620	19.4
01	Tate, Jae'Sean	32-32	955	29.8	163-293	.556	9-33	.273	64-107	.598	40	158	198	6.2	98	4	91	73	19	33	399	12.5
03	Jackson, C.J.	32-29	971	30.3	130-310	.419	58-153	.379	72-88	.818	16	104	120	3.8	69	1	125	69	7	33	390	12.2
34	Wesson, Kaleb	31-28	663	21.4	117-206	.568	4-14	.286	97-135	.719	74	86	160	5.2	88	5	35	31	21	16	335	10.8
15	Williams, Kam	29-19	664	22.9	90-185	.486	37-84	.440	20-25	.800	5	52	57	2.0	28	1	20	17	5	14	237	8.2
00	Potter, Micah	27-4	282	10.4	43-88	.489	5-19	.263	24-30	.800	29	40	69	2.6	38	1	10	12	11	5	115	4.3
24	Wesson, Andre	32-5	577	18.0	33-80	.413	16-50	.320	13-18	.722	18	37	55	1.7	74	3	36	36	3	10	95	3.0
13	Dakich, Andrew	32-1	597	18.7	34-67	.507	14-31	.452	12-16	.750	11	45	56	1.8	35	0	67	33	1	27	94	2.9
02	Jallow, Musa	31-10	453	14.6	31-78	.397	11-43	.256	9-14	.643	15	32	47	1.5	48	0	27	29	4	16	82	2.6
25	Young, Kyle	25-0	216	8.6	19-43	.442	1-10	.100	5-11	.455	19	21	40	1.6	19	0	4	9	3	7	44	1.8
14	Lane, Joey	10-0	27	2.7	3-11	.273	2-7	.286	3-4	.750	0	4	4	0.4	4	0	2	2	0	1	11	1.1
43	Lehmann, Matt	5-0	11	2.2	1-4	.250	1-4	.250	0-0	.000	1	1	2	0.4	1	0	1	1	0	0	3	0.6
45	Fulton, Connor	4-0	9	2.3	0-2	.000	0-2	.000	1-2	.500	0	1	1	0.3	0	0	0	1	0	0	1	0.3
	Team										36	46	82		2			8				
	Total.....	32	6475		894-1842	.485	216-612	.353	422-581	.726	311	861	1172	36.6	558	15	472	378	128	193	2426	75.8
	Opponents.....	32	6475		756-1823	.415	250-722	.346	372-529	.703	285	716	1001	31.3	561	16	382	392	84	166	2134	66.7

TEAM STATISTICS	OSU	OPP
SCORING	2426	2134
Points per game	75.8	66.7
Scoring margin	+9.1	-
FIELD GOALS-ATT	894-1842	756-1823
Field goal pct	.485	.415
3 POINT FG-ATT	216-612	250-722
3-point FG pct	.353	.346
3-pt FG made per game	6.8	7.8
FREE THROWS-ATT	422-581	372-529
Free throw pct	.726	.703
F-Throws made per game	13.2	11.6
REBOUNDS	1172	1001
Rebounds per game	36.6	31.3
Rebounding margin	+5.3	-
ASSISTS	472	382
Assists per game	14.8	11.9
TURNOVERS	378	392
Turnovers per game	11.8	12.3
Turnover margin	+0.4	-
Assist/turnover ratio	1.2	1.0
STEALS	193	166
Steals per game	6.0	5.2
BLOCKS	128	84
Blocks per game	4.0	2.6
ATTENDANCE	242916	137745
Home games-Avg/Game	18-13495	8-12178
Neutral site-Avg/Game	-	6-6720

Score by Periods	1st	2nd	OT	OT2	Totals
Buckeyes	1156	1246	14	10	2426
Opponents	964	1147	15	8	2134

	Date	Opponent		Score	Att.
	11/10/17	ROBERT MORRIS	W	95-64	11128
	11/12/17	RADFORD	W	82-72	10425
	11/16/17	TEXAS SOUTHERN	W	82-64	9984
	11/19/17	NORTHEASTERN	W	80-55	10779
	11/23/17	vs Gonzaga	L	59-86	7878
	11/24/17	vs Stanford	W	79-71	14274
	11/26/17	vs Butler	Lot	66-67	5910
	11/29/17	CLEMSON	L	65-79	17189
*	12/2/17	at Wisconsin	W	83-58	17287
*	12/4/17	MICHIGAN	W	71-62	12546
	12/9/17	WILLIAM & MARY	W	97-62	11158
	12/16/17	APPALACHIAN STATE	W	80-67	12616
	12/19/17	THE CITADEL	W	94-65	10752
	12/23/17	vs North Carolina	L	72-86	8119
	12/30/17	MIAMI (OHIO)	W	72-59	15131
*	01/04/18	at Iowa	W	92-81	10933
*	01/07/18	MICHIGAN STATE	W	80-64	17599
*	01/11/18	MARYLAND	W	91-69	12014
*	1/14/18	at Rutgers	W	68-46	7476
*	01/17/18	at Northwestern	W	71-65	6018
*	1/20/18	vs MINNESOTA	W	67-49	4136
*	01/22/18	NEBRASKA	W	64-59	10918
*	01/25/18	PENN STATE	L	79-82	13464
*	01/30/18	INDIANA	W	71-56	14041
*	02/04/18	ILLINOIS	W	75-67	18743
*	02/07/18	at Purdue	W	64-63	14804
*	02/10/18	IOWA	W	82-64	18809
*	2/15/18	at Penn State	L	56-79	10981
*	02/18/18	at Michigan	L	62-74	12707
*	02/20/18	RUTGERS	W	79-52	15620
*	02/23/18	at Indiana	Wo2	80-78	17222
	3/2/18	vs PENN STATE	L	68-69	0

* - Conference game

2017-18 BIG TEN STATISTICS

RECORD:	OVERALL	HOME	AWAY	NEUTRAL
ALL GAMES	15-3	8-1	6-2	1-0
CONFERENCE	15-3	8-1	6-2	1-0
NON-CONFERENCE	0-0	0-0	0-0	0-0

					Total		3-Point		F-Throw		Rebounds											
##	Player	gp-gs	min	avg	fg-fga	fg%	3fg-fga	3fg%	ft-fta	ft%	off	def	tot	avg	pf	dq	a	to	blk	stl	pts	avg
33	Bates-Diop, Keita	18-18	606	33.7	128-272	.471	31-88	.352	62-80	.775	25	141	166	9.2	27	0	36	28	30	15	349	19.4
01	Tate, Jae'Sean	18-18	558	31.0	91-163	.558	6-20	.300	43-67	.642	24	86	110	6.1	52	1	51	38	14	22	231	12.8
03	Jackson, C.J.	18-15	544	30.2	71-173	.410	30-86	.349	36-45	.800	10	54	64	3.6	39	0	60	30	3	17	208	11.6
34	Wesson, Kaleb	18-18	376	20.9	71-119	.597	2-6	.333	47-66	.712	43	53	96	5.3	48	2	21	19	14	8	191	10.6
15	Williams, Kam	15-13	352	23.5	51-92	.554	16-36	.444	6-8	.750	2	36	38	2.5	18	1	10	7	2	7	124	8.3
00	Potter, Micah	16-0	152	9.5	25-51	.490	4-10	.400	14-17	.824	14	21	35	2.2	29	0	2	5	4	1	68	4.3
24	Wesson, Andre	18-5	373	20.7	19-41	.463	11-29	.379	5-7	.714	6	20	26	1.4	52	3	26	20	2	8	54	3.0
13	Dakich, Andrew	18-1	371	20.6	18-42	.429	8-21	.381	1-4	.250	7	20	27	1.5	22	0	39	17	0	20	45	2.5
02	Jallow, Musa	18-2	183	10.2	9-23	.391	3-14	.214	7-10	.700	4	19	23	1.3	18	0	13	14	2	5	28	1.6
25	Young, Kyle	14-0	119	8.5	11-24	.458	0-4	.000	4-7	.571	9	11	20	1.4	14	0	3	4	1	6	26	1.9
14	Lane, Joey	4-0	10	2.5	3-5	.600	2-3	.667	0-0	.000	0	1	1	0.3	2	0	1	2	0	0	8	2.0
43	Lehmann, Matt	2-0	4	2.0	1-1	1.000	1-1	1.000	0-0	.000	1	1	2	1.0	1	0	1	1	0	0	3	1.5
45	Fulton, Connor	1-0	2	2.0	0-0	.000	0-0	.000	0-0	.000	0	0	0	0.0	0	0	0	0	0	0	0	0.0
	Team										18	26	44		1			6				
	Total.....	18	3650		498-1006	.495	114-318	.358	225-311	.723	163	489	652	36.2	323	7	263	191	72	109	1335	74.2
	Opponents.....	18	3650		415-1004	.413	130-376	.346	208-310	.671	154	385	539	29.9	282	6	214	184	50	87	1168	64.9

TEAM STATISTICS	OSU	OPP
SCORING	1335	1168
Points per game	74.2	64.9
Scoring margin	+9.3	-
FIELD GOALS-ATT	498-1006	415-1004
Field goal pct	.495	.413
3 POINT FG-ATT	114-318	130-376
3-point FG pct	.358	.346
3-pt FG made per game	6.3	7.2
FREE THROWS-ATT	225-311	208-310
Free throw pct	.723	.671
F-Throws made per game	12.5	11.6
REBOUNDS	652	539
Rebounds per game	36.2	29.9
Rebounding margin	+6.3	-
ASSISTS	263	214
Assists per game	14.6	11.9
TURNOVERS	191	184
Turnovers per game	10.6	10.2
Turnover margin	-0.4	-
Assist/turnover ratio	1.4	1.2
STEALS	109	87
Steals per game	6.1	4.8
BLOCKS	72	50
Blocks per game	4.0	2.8
ATTENDANCE	133754	101564
Home games-Avg/Game	9-14862	8-12178
Neutral site-Avg/Game	-	1-4136

Score by Periods	1st	2nd	OT	OT2	Totals
Buckeyes	627	691	7	10	1335
Opponents	547	606	7	8	1168

	Date	Opponent		Score	Att.
*	12/2/17	at Wisconsin	W	83-58	17287
*	12/4/17	MICHIGAN	W	71-62	12546
*	01/04/18	at Iowa	W	92-81	10933
*	01/07/18	MICHIGAN STATE	W	80-64	17599
*	01/11/18	MARYLAND	W	91-69	12014
*	1/14/18	at Rutgers	W	68-46	7476
*	01/17/18	at Northwestern	W	71-65	6018
*	1/20/18	vs MINNESOTA	W	67-49	4136
*	01/22/18	NEBRASKA	W	64-59	10918
*	01/25/18	PENN STATE	L	79-82	13464
*	01/30/18	INDIANA	W	71-56	14041
*	02/04/18	ILLINOIS	W	75-67	18743
*	02/07/18	at Purdue	W	64-63	14804
*	02/10/18	IOWA	W	82-64	18809
*	2/15/18	at Penn State	L	56-79	10981
*	02/18/18	at Michigan	L	62-74	12707
*	02/20/18	RUTGERS	W	79-52	15620
*	02/23/18	at Indiana	Wo2	80-78	17222

* - Conference game

2017-18 GAME-BY-GAME STATISTICS

Opponent	1st	2nd	Score	Mar	Total FG	FG Pct	3-Pointers	3FG Pct	Free Throws	FT Pct	Rebounds		Assist	T/Over	Block	Steal	Fouls
ROBERT MORRIS	46/26	49/38	95-64	+31	40-67/23-65	.597/.354	5-18/10-25	.278/.400	10-16/8-10	.625/.800	51/22	+29	16/12	19/18	8/2	8/7	13/22
RADFORD	44/34	38/38	82-72	+10	29-67/24-59	.433/.407	8-27/11-22	.296/.500	16-22/13-17	.727/.765	45/33	+12	10/9	15/15	4/3	5/6	19/26
TEXAS SOUTHERN	42/29	40/35	82-64	+18	30-65/22-53	.462/.415	9-28/6-22	.321/.273	13-16/14-15	.813/.933	39/30	+9	19/12	10/16	4/3	5/5	17/17
NORTHEASTERN	47/17	33/38	80-55	+25	28-56/20-56	.500/.357	3-15/7-26	.200/.269	21-27/8-10	.778/.800	38/29	+9	13/12	9/16	5/1	8/3	13/22
Gonzaga	31/44	28/42	59-86	(27)	19-55/31-53	.345/.585	6-20/12-25	.300/.480	15-22/12-18	.682/.667	31/35	(4)	14/14	15/13	2/5	4/6	18/21
Stanford	32/32	47/39	79-71	+8	25-61/22-61	.410/.361	9-21/6-21	.429/.286	20-25/21-30	.800/.700	43/38	+5	13/11	14/13	3/4	3/6	25/25
Butler	24/21	35/38	66-67	(1)	24-52/25-69	.462/.362	5-15/6-31	.333/.194	13-18/11-20	.722/.550	41/37	+4	13/8	24/14	2/2	4/11	21/26
CLEMSON	37/30	28/49	65-79	(14)	24-55/29-52	.436/.558	9-21/10-19	.429/.526	8-16/11-13	.500/.846	30/30	-	15/16	14/11	4/6	3/5	13/14
Wisconsin	49/26	34/32	83-58	+25	31-47/19-49	.660/.388	7-13/10-27	.538/.370	14-19/10-12	.737/.833	32/18	+14	19/10	13/13	3/1	10/5	16/18
MICHIGAN	30/43	41/19	71-62	+9	22-45/22-59	.489/.373	5-14/8-28	.357/.286	22-29/10-14	.759/.714	35/32	+3	12/13	10/8	4/0	4/5	18/20
WILLIAM & MARY	48/32	49/30	97-62	+35	35-54/27-52	.648/.519	11-21/5-16	.524/.313	16-23/3-6	.696/.500	31/19	+12	19/13	11/18	3/1	7/3	12/20
APPALACHIAN STATE	40/27	40/40	80-67	+13	30-57/25-53	.526/.472	3-14/3-19	.214/.158	17-23/14-20	.739/.700	30/34	(4)	13/6	11/18	3/0	11/4	20/22
THE CITADEL	44/23	50/42	94-65	+29	37-74/23-71	.500/.324	13-35/13-43	.371/.302	7-9/6-8	.778/.750	47/39	+8	27/13	12/16	4/1	9/7	12/12
North Carolina	27/41	45/45	72-86	(14)	26-59/26-57	.441/.456	5-16/13-25	.313/.520	15-19/21-25	.789/.840	25/39	(14)	11/17	14/17	2/2	9/6	23/17
MIAMI (OHIO)	35/28	37/31	72-59	+13	23-55/22-60	.418/.367	8-20/9-33	.400/.273	18-23/6-7	.783/.857	36/38	(2)	10/11	11/14	5/1	4/5	11/20
Iowa	46/32	46/49	92-81	+11	35-66/29-68	.530/.426	7-20/7-17	.350/.412	15-23/16-23	.652/.696	38/40	(2)	16/17	9/11	5/5	6/1	22/20
MICHIGAN STATE	41/29	39/35	80-64	+16	31-59/23-59	.525/.390	7-15/7-25	.467/.280	11-17/11-13	.647/.846	33/38	(5)	15/13	6/12	4/1	6/3	18/17
MARYLAND	44/32	47/37	91-69	+22	32-57/22-60	.561/.367	17-29/8-22	.586/.364	10-12/17-26	.833/.654	33/35	(2)	25/12	9/7	6/4	3/7	18/12
Rutgers	28/15	40/31	68-46	+22	27-58/17-59	.466/.288	7-21/6-18	.333/.333	7-10/6-11	.700/.545	46/30	+16	14/6	11/5	6/4	4/4	18/10
Northwestern	33/25	38/40	71-65	+6	26-55/26-58	.473/.448	6-17/8-27	.353/.296	13-17/5-10	.765/.500	38/25	+13	17/19	12/10	3/6	7/5	13/14
MINNESOTA	38/31	29/18	67-49	+18	27-66/18-47	.409/.383	4-20/3-14	.200/.214	9-10/10-20	.900/.500	41/34	+7	11/8	8/15	5/2	10/3	18/11
NEBRASKA	24/22	40/37	64-59	+5	23-52/21-54	.442/.389	2-14/8-29	.143/.276	16-23/9-11	.696/.818	36/31	+5	14/6	6/10	2/3	4/3	15/20
PENN STATE	37/38	42/44	79-82	(3)	28-50/28-48	.560/.583	7-15/11-14	.467/.786	16-16/15-20	1000/.750	25/21	+4	12/10	11/10	4/1	5/2	16/13
INDIANA	38/23	33/33	71-56	+15	29-52/20-55	.558/.364	5-17/6-19	.294/.316	8-10/10-18	.800/.556	39/26	+13	13/11	14/8	6/0	5/5	19/13
ILLINOIS	34/30	41/37	75-67	+8	23-50/23-57	.460/.404	3-16/9-28	.188/.321	26-33/12-17	.788/.706	45/22	+23	11/11	15/11	0/0	5/8	18/23
Purdue	29/31	35/32	64-63	+1	24-57/20-47	.421/.426	6-18/8-20	.333/.400	10-16/15-19	.625/.789	31/30	+1	15/14	8/12	1/4	7/5	20/14
IOWA	42/32	40/32	82-64	+18	29-55/25-59	.527/.424	9-22/6-20	.409/.300	15-21/8-10	.714/.800	33/29	+4	18/12	10/12	3/4	8/2	17/18
Penn State	21/45	35/34	56-79	(23)	21-54/26-54	.389/.481	2-15/9-20	.133/.450	12-17/18-27	.706/.667	30/38	(8)	9/14	10/11	3/7	7/8	21/19
Michigan	28/33	34/41	62-74	(12)	24-58/25-52	.414/.481	5-11/7-20	.455/.350	9-19/17-24	.474/.708	40/30	+10	8/12	14/7	5/2	5/6	22/17
RUTGERS	32/27	47/25	79-52	+27	33-56/22-54	.589/.407	9-23/2-12	.391/.167	4-6/6-12	.667/.500	36/25	+11	18/10	12/10	4/3	4/8	13/10
Indiana	33/33	30/30	80-78	+2	33-69/29-65	.478/.446	6-18/7-16	.333/.438	8-13/13-23	.615/.565	41/35	+6	16/16	13/12	8/3	9/7	21/13
PENN STATE	32/33	36/36	68-69	(1)	26-59/22-58	.441/.379	8-23/9-19	.348/.474	8-11/16-20	.727/.800	33/39	(6)	16/14	8/9	7/3	4/5	18/15

Note: Game totals are displayed in the format TEAM/OPPONENT for each category

2017-18 MISCELLANEOUS STATISTICS

Halftime Leads:	**OSU**	22	**OSU Record --**	20-2
	Opp.	9	**OSU Record --**	2-7
	Ties	3	**OSU Record --**	3-0
Rebound Advantage:	**OSU**	24	**OSU Record --**	21-3
	Opp.	9	**OSU Record --**	4-5
	Ties	1	**OSU Record --**	0-1
Bench Scoring Advantage	**OSU**	14	**OSU Record --**	12-2
	Opp.	19	**OSU Record --**	12-7
	Ties	1	**OSU Record --**	1-0
Bench Scoring Totals	**OSU**	475		
	Opp.	595		
	OSU Margin	-120		

Ohio State in the 2017-18 Polls		
Date	***Associated Press***	**ESPN/ *USA Today***
Preseason	--	--
Nov. 13	--	
Nov. 20	--	--
Nov. 27	--	--
Dec. 4	--	--
Dec. 11	--	--
Dec. 18	--	--
Dec. 26	--	--
Jan. 1	--	--
Jan. 9	RV (29)	RV (9)
Jan. 15	No. 22	No. 22
Jan. 22	No. 13	No. 13
Jan. 29	No. 17	No. 18
Feb. 5	No. 14	No. 16
Feb. 12	No. 8	No. 9
Feb. 19	No. 16	No. 15
Feb. 26	No. 13	No. 14
March 5	No. 17	No. 16
March 12	No. 17	No. 17
Final	No. 17	No. 21

Starting Combinations (G, G, C, F, F) and Records	**All Games**	**Big Ten**
Jackson, Williams, Potter, Tate, Bates-Diop	2-0	
Jackson, Jallow, Potter, Tate, Bates-Diop	2-0	
Jackson, Jallow, K. Wesson, Tate, Bates Diop	2-4	
Tate, Williams, K. Wesson, Jallow, Bates-Diop	2-0	2-0
Jackson, Williams, K. Wesson, Tate, Bates-Diop	13-3	9-1
Jackson, Tate, K. Wesson, Bates-Diop, A. Wesson	3-2	3-2
Dakich, Williams, K. Wesson, Tate, Bates-Diop	1-0	1-0

Point Differential																						
Margin	**1**	**2**	**3**	**5**	**6**	**8**	**9**	**10**	**11**	**12**	**13**	**14**	**15**	**18**	**21**	**22**	**23**	**25**	**27**	**29**	**31**	**35**
Wins	1	1	0	1	1	3	1	1	1	0	2	1	1	3	1	1	0	2	1	1	1	1
Losses	2	0	1	0	1	0	0	0	0	1	0	2	0	0	0	0	1	0	1	0	0	0

Scoring --	**Tate**	**Williams**	**Bates-Diop**	**Potter**	**Jackson**	**Jallow**	**A. Wesson**	**K. Wesson**	**Dakich**	**Young**	**Totals**
Double-Figure Games	24	14	32	3	25	3	1	19	2		123
20-29-Point Games	2	1	13		1						17
30-Point Games			2								2
Game-High Honors	4	1	16	1	2			2			26
Team-High Honors	6	1	21	2	5			2			37
Rebounding --	**Tate**	**Williams**	**Bates-Diop**	**Potter**	**Jackson**	**Jallow**	**A. Wesson**	**K. Wesson**	**Dakich**	**Young**	**Totals**
Double-Figure Games	5		14					1			20
Game-High Honors	5		19	1				3		1	29
Team-High Honors	8		25	2				4		1	40
Assists --	**Tate**	**Williams**	**Bates-Diop**	**Potter**	**Jackson**	**Jallow**	**A. Wesson**	**K. Wesson**	**Dakich**	**Young**	**Totals**
Game-High Honors	9		2		17		2				30
Team-High Honors	11		3		20		2	1	3		40
Double-Doubles -- (Pts/Rebs)	3		13								16
Triple-Doubles -- (Pts/Reb/Ast)											

2017-18 HIGHS AND LOWS

2017-18 Ohio State Basketball
Buckeyes Player High/Low Analysis (as of Mar 04, 2018)
All games

Buckeyes - INDIVIDUAL GAME HIGHS

Points	35		Bates-Diop, Keita vs Illinois (02/04/18)
	32		Bates-Diop, Keita vs Michigan State (01/07/18)
Field Goals Made	12		Bates-Diop, Keita vs Michigan State (01/07/18)
Field Goal Att.	24		Bates-Diop, Keita at Indiana (02/23/18)
FG Pct (min 5 made)	1.000	(10-10)	Tate, Jae'Sean vs Northeastern (11/19/17)
	1.000	(7-7)	Wesson, Kaleb vs Indiana (01/30/18)
	1.000	(5-5)	Potter, Micah at Northwestern (01/17/18)
3-Point FG Made	6		Bates-Diop, Keita vs Maryland (01/11/18)
3-Point FG Att.	9		Bates-Diop, Keita at Indiana (02/23/18)
	9		Bates-Diop, Keita vs Clemson (11/29/17)
	9		Jackson, C.J. vs Texas Southern (11/16/17)
3-Pt FG Pct (min 4 made)	.800	(4-5)	Jackson, C.J. vs William & Mary (12/9/17)
Free Throws Made	13		Bates-Diop, Keita vs Illinois (02/04/18)
Free Throw Att.	15		Bates-Diop, Keita vs Illinois (02/04/18)
FT Pct (min 8 made)	1.000	(8-8)	Jackson, C.J. vs Butler (11/26/17)
Rebounds	15		Tate, Jae'Sean at Michigan (02/18/18)
Assists	9		Jackson, C.J. vs Texas Southern (11/16/17)
Steals	4		Tate, Jae'Sean at Purdue (02/07/18)
	4		Bates-Diop, Keita vs Appalachian State (12/16/17)
	4		Tate, Jae'Sean at Wisconsin (12/2/17)
	4		Jallow, Musa vs Texas Southern (11/16/17)

2017-18 Ohio State Basketball
Buckeyes Opponent High/Low Analysis (as of Mar 04, 2018)
All games

OPPONENT INDIVIDUAL GAME HIGHS

Points	34		Palmer Jr., James vs Nebraska (01/22/18)
	30		Carr, Tony at Penn State (2/15/18)
Field Goals Made	11		Palmer Jr., James vs Nebraska (01/22/18)
Field Goal Att.	22		MARTIN, Kelan vs Butler (11/26/17)
FG Pct (min 5 made)	.800	(8-10)	WILLIAMS, Johnathan vs Gonzaga (11/23/17)
3-Point FG Made	6		PERKINS, Josh vs Gonzaga (11/23/17)
3-Point FG Att.	12		MARTIN, Kelan vs Butler (11/26/17)
3-Pt FG Pct (min 4 made)	1.000	(4-4)	JONES, Carlik vs Radford (11/12/17)
Free Throws Made	10		Theo Pinson vs North Carolina (12/23/17)
Free Throw Att.	12		Morgan, Juwan at Indiana (02/23/18)
	12		Carr, Tony at Penn State (2/15/18)
FT Pct (min 8 made)	1.000	(10-10)	Theo Pinson vs North Carolina (12/23/17)
Rebounds	11		TILLIE, Killian vs Gonzaga (11/23/17)
Assists	10		Bohannon, Jordan at Iowa (01/04/18)
Steals	4		RINGO, Darrian vs Miami (Ohio) (12/30/17)
	4		MARTIN, Kelan vs Butler (11/26/17)
Blocked Shots	4		Dererk Pardon at Northwestern (01/17/18)
	4		THOMAS, Elijah vs Clemson (11/29/17)
Turnovers	6		Shabazz, Ronshad vs Appalachian State (12/16/17)
	6		WILLIAMS, Johnathan vs Gonzaga (11/23/17)
Fouls	5		Black, Leron vs Illinois (02/04/18)

2017-18 Ohio State Basketball
Buckeyes Team High/Low Analysis (as of Mar 04, 2018)
All games

Buckeyes - TEAM GAME HIGHS

POINTS	97		WILLIAM & MARY (12/9/17)
	95		ROBERT MORRIS (11/10/17)
FIELD GOALS MADE	40		ROBERT MORRIS (11/10/17)
FIELD GOAL ATTEMPTS	74		THE CITADEL (12/19/17)
FIELD GOAL PERCENTAGE	.660	(31-47)	at Wisconsin (12/2/17)
3 PT FIELD GOALS MADE	17		MARYLAND (01/11/18)
3 PT FG ATTEMPTS	35		THE CITADEL (12/19/17)
3 PT FG PERCENTAGE	.586	(17-29)	MARYLAND (01/11/18)
FREE THROWS MADE	26		ILLINOIS (02/04/18)
FREE THROW ATTEMPTS	33		ILLINOIS (02/04/18)
FREE THROW PERCENTAGE	1.000	(16-16)	PENN STATE (01/25/18)
REBOUNDS	51		ROBERT MORRIS (11/10/17)
ASSISTS	27		THE CITADEL (12/19/17)
STEALS	11		APPALACHIAN STATE (12/16/17)
BLOCKED SHOTS	8		at Indiana (02/23/18)

2017-18 Ohio State Basketball
Buckeyes High/Low Analysis (as of Mar 04, 2018)
All games

Opponent - GAME HIGHS

POINTS	86		vs North Carolina (12/23/17)
	86		vs Gonzaga (11/23/17)
FIELD GOALS MADE	31		vs Gonzaga (11/23/17)
FIELD GOAL ATTEMPTS	71		THE CITADEL (12/19/17)
FIELD GOAL PERCENTAGE	.585	(31-53)	vs Gonzaga (11/23/17)
3 PT FIELD GOALS MADE	13		vs North Carolina (12/23/17)
	13		THE CITADEL (12/19/17)
3 PT FG ATTEMPTS	43		THE CITADEL (12/19/17)
3 PT FG PERCENTAGE	.786	(11-14)	PENN STATE (01/25/18)
FREE THROWS MADE	21		vs North Carolina (12/23/17)
	21		vs Stanford (11/24/17)
FREE THROW ATTEMPTS	30		vs Stanford (11/24/17)
FREE THROW PERCENTAGE	.933	(14-15)	TEXAS SOUTHERN (11/16/17)
REBOUNDS	40		at Iowa (01/04/18)
ASSISTS	19		at Northwestern (01/17/18)
STEALS	11		vs Butler (11/26/17)
BLOCKED SHOTS	7		at Penn State (2/15/18)
TURNOVERS	18		APPALACHIAN STATE (12/16/17)
	18		WILLIAM & MARY (12/9/17)
	18		ROBERT MORRIS (11/10/17)

2017-18 Ohio State Basketball
Buckeyes High/Low Analysis (as of Mar 04, 2018)
All games

Buckeyes - GAME LOWS

POINTS	56		at Penn State (2/15/18)
	59		vs Gonzaga (11/23/17)
FIELD GOALS MADE	19		vs Gonzaga (11/23/17)
FIELD GOAL ATTEMPTS	45		MICHIGAN (12/4/17)
FIELD GOAL PERCENTAGE	.345	(19-55)	vs Gonzaga (11/23/17)
3 PT FIELD GOALS MADE	2		NEBRASKA (01/22/18)
	2		at Penn State (2/15/18)
3 PT FG ATTEMPTS	11		at Michigan (02/18/18)
3 PT FG PERCENTAGE	.133	(2-15)	at Penn State (2/15/18)
FREE THROWS MADE	4		RUTGERS (02/20/18)
FREE THROW ATTEMPTS	6		RUTGERS (02/20/18)
FREE THROW PERCENTAGE	.474	(9-19)	at Michigan (02/18/18)
REBOUNDS	25		vs North Carolina (12/23/17)
	25		PENN STATE (01/25/18)
ASSISTS	8		at Michigan (02/18/18)
STEALS	3		vs Stanford (11/24/17)
	3		CLEMSON (11/29/17)
	3		MARYLAND (01/11/18)
BLOCKED SHOTS	0		ILLINOIS (02/04/18)
TURNOVERS	6		MICHIGAN STATE (01/07/18)

2017-18 Ohio State Basketball
Buckeyes High/Low Analysis (as of Mar 04, 2018)
All games

Opponent - GAME LOWS

POINTS	46		at Rutgers (1/14/18)
	49		vs MINNESOTA (1/20/18)
FIELD GOALS MADE	17		at Rutgers (1/14/18)
FIELD GOAL ATTEMPTS	47		vs MINNESOTA (1/20/18)
	47		at Purdue (02/07/18)
FIELD GOAL PERCENTAGE	.288	(17-59)	at Rutgers (1/14/18)
3 PT FIELD GOALS MADE	2		RUTGERS (02/20/18)
3 PT FG ATTEMPTS	12		RUTGERS (02/20/18)
3 PT FG PERCENTAGE	.158	(3-19)	APPALACHIAN STATE (12/16/17)
FREE THROWS MADE	3		WILLIAM & MARY (12/9/17)
FREE THROW ATTEMPTS	6		WILLIAM & MARY (12/9/17)
FREE THROW PERCENTAGE	.500	(3-6)	WILLIAM & MARY (12/9/17)
	.500	(5-10)	at Northwestern (01/17/18)
	.500	(6-12)	RUTGERS (02/20/18)
	.500	(10-20)	vs MINNESOTA (1/20/18)
REBOUNDS	18		at Wisconsin (12/2/17)
ASSISTS	6		APPALACHIAN STATE (12/16/17)
	6		at Rutgers (1/14/18)
	6		NEBRASKA (01/22/18)
STEALS	1		at Iowa (01/04/18)
BLOCKED SHOTS	0		MICHIGAN (12/4/17)
	0		APPALACHIAN STATE (12/16/17)
	0		INDIANA (01/30/18)
	0		ILLINOIS (02/04/18)

2017-18 OHIO STATE BOX SCORES

Game 1
Ohio State 95, Robert Morris 64
Nov. 10, 2017, Columbus

COLUMBUS. -- Keita Bates-Diop had 19 points and 11 rebounds to help Ohio State beat Robert Morris 95-64 Friday in the season opener for both teams. Kam Williams scored 16 points, Kaleb Wesson added 13 and seven rebounds and Musa Jallow scored 11 points, including three dunks. Williams hit a 3-pointer during a 14-2 run that gave Ohio State an 18-8 with 12:16 remaining in the first half and the Buckeyes led by at least eight points the rest of the way. The Colonials struggled to hit shots and deal with Ohio State's size. The Buckeyes shot 60 percent from the field, outscored the Colonials 66-18 in the paint and outrebounded them 51-23. Robert Morris shot just 35 percent from the field. Matty McConnell and freshman Koby Thomas scored 22 points apiece and combined to hit 7 of 13 from 3-point range for Robert Morris. The game marked the first win for Chris Holtmann as head coach of the Buckeyes. It also served as the 200th game coached in seven seasons as a head coach, which includes three seasons each at Gardner-Webb and Butler.

Notes:

- Ohio State and Robert Morris have met four times with the Buckeyes winning all four matchups.
- Buckeyes are 13-0 against teams representing the Northeast Conference.
- Ohio State is 100-17 all-time in home openers.
- The Buckeyes' 95 points were the highest since Nov. 25th, 2016 against Marshall.
- Ohio State now has 623 wins when one or more players record a double-double.
- Chris Holtmann recorded his 115th win as a head coach for his career. The win was the first of his Ohio State career. The contest also maked the 200th as a head coach.
- Holtmann is the 11th head coach in Ohio State history to win his first game.
- Keita Bates-Diop led the Buckeyes scoring efforts against Robert Morris with 19 points along with 11 rebounds. He has recorded a double double in both the last two season openers for the Buckeyes. He also reached double digits in both scoring and rebounding (14/14) vs. Navy last year in Annapolis before missing most of the season with a stress fracture in his left leg.
- Bates-Diop recorded his first double-double of the season and his seventh of his career.
- Bates-Diop finished with a career-high seven offensive rebounds.
- Kam Williams recorded 16 points to make him the second leading scorer for the Buckeyes.
- Kaleb Wesson, a freshman, started his Buckeye career with 13 points and seven rebounds off the bench.
- Wesson was 5-7 from the field and 3-5 on free throw attempts.

Official Basketball Box Score – Game Totals – Final Statistics
Robert Morris vs Buckeyes
11/10/17 7:00 p.m. at Columbus, Ohio (Value City Arena)

Robert Morris 64 • 0-1

##	Player		Total FG-FGA	3-Ptr FG-FGA	FT-FTA	Rebounds Off	Def	Tot	PF	TP	A	TO	Blk	Stl	Min
05	PETTEWAY, Malik	f	0-5	0-0	0-0	0	0	0	2	0	1	2	0	0	12
10	THOMAS, Koby	f	8-17	3-6	3-4	5	1	6	2	22	1	3	0	2	30
01	WILLIAMS, Jon	g	0-2	0-1	0-0	0	1	1	5	0	2	2	0	0	24
04	ASHMEADE, Taevon	g	1-4	0-1	0-0	0	1	1	3	2	3	1	0	1	16
23	McCONNELL, Matty	g	7-13	3-6	2-2	0	4	4	2	19	1	1	1	2	33
02	COLE, David		1-1	0-0	3-4	0	1	1	3	5	0	0	0	0	19
03	WASHINGTON, Leondre		3-11	2-7	0-0	0	1	1	2	8	3	2	0	1	29
20	BAIN, Charles		1-4	1-3	0-0	0	0	0	1	3	1	4	0	0	10
22	GOMBE, Ronnie		1-6	0-0	0-0	1	1	2	0	2	0	1	0	1	10
24	COALMON, Chris		1-2	1-1	0-0	0	0	0	2	3	0	2	1	0	17
	Team					3	3	6							
	Totals		23-65	10-25	8-10	9	13	22	22	64	12	18	2	7	200

FG % 1st Half: 9-33 27.3% 2nd half: 14-32 43.8% Game: 23-65 35.4%
3FG % 1st Half: 5-12 41.7% 2nd half: 5-13 38.5% Game: 10-25 40.0%
FT % 1st Half: 3-4 75.0% 2nd half: 5-6 83.3% Game: 8-10 80.0%
Deadball Rebounds 0

Buckeyes 95 • 1-0

##	Player		Total FG-FGA	3-Ptr FG-FGA	FT-FTA	Rebounds Off	Def	Tot	PF	TP	A	TO	Blk	Stl	Min
01	Tate, Jae'Sean	f	3-5	0-1	1-2	0	8	8	2	7	3	6	1	3	27
33	Bates-Diop, Keita	f	9-12	1-2	0-0	7	4	11	1	19	1	1	2	0	23
00	Potter, Micah	c	4-5	0-0	0-1	1	4	5	5	8	0	1	2	0	17
03	Jackson, C.J.	g	2-6	0-1	3-4	3	1	4	1	7	6	2	1	0	23
15	Williams, Kam	g	6-12	2-5	2-2	0	2	2	1	16	0	0	0	1	25
02	Jallow, Musa		5-8	1-4	0-0	0	2	2	0	11	0	1	0	2	19
13	Dakich, Andrew		0-0	0-0	0-0	0	3	3	0	0	5	2	0	0	17
14	Lane, Joey		0-0	0-0	1-2	0	0	0	0	1	1	0	0	1	2
24	Wesson, Andre		4-9	1-3	0-0	3	2	5	1	9	0	3	0	1	14
25	Young, Kyle		2-2	0-0	0-0	0	2	2	0	4	0	1	1	0	11
34	Wesson, Kaleb		5-7	0-1	3-5	2	5	7	2	13	0	2	1	0	20
43	Lehmann, Matt		0-1	0-1	0-0	0	0	0	0	0	0	0	0	0	1
45	Fulton, Connor		0-0	0-0	0-0	0	0	0	0	0	0	0	0	0	1
	Team					0	2	2							
	Totals		40-67	5-18	10-16	16	35	51	13	95	16	19	8	8	200

FG % 1st Half: 19-31 61.3% 2nd half: 21-36 58.3% Game: 40-67 59.7%
3FG % 1st Half: 4-9 44.4% 2nd half: 1-9 11.1% Game: 5-18 27.8%
FT % 1st Half: 4-7 57.1% 2nd half: 6-9 66.7% Game: 10-16 62.5%
Deadball Rebounds 4

Officials: Gene Steratore, Chris Beaver, Tim Stewart
Technical fouls: Robert Morris-None. Buckeyes-None.
Attendance: 11128

Score by periods	1st	2nd	Total
Robert Morris	26	38	**64**
Buckeyes	46	49	**95**

Points	In Paint	Off T/O	2nd Chance	Fast Break	Bench
RMU	18	18	6	4	21
OSU	66	26	23	14	38

Last FG - RMU 2nd-01:12, OSU 2nd-00:37.
Largest lead - RMU by 4 1st-17:41, OSU by 31 2nd-02:01.
RMU led for 01:11. OSU led for 37:41. Game was tied for 01:08.
Score tied - 0 times.
Lead changed - 2 times.

Game 2
Ohio State 82, Radford 72
Nov. 12, 2017, Columbus

COLUMBUS. -- Keita Bates-Diop had his second strong performance on his path to injury recovery with 22 points and 10 rebounds when Ohio State defeated Radford 82-72. C.J. Jackson added 19 points and Jae'Sean Tate had 13 points and 10 rebounds for the Buckeyes (2-0), who led 44-34 at the half. OSU was up by 26 in the second half before Radford had a late flurry. Carlik Jones led Radford (1-1) with 19 points and Randy Phillips scored 12. Ohio State led 44-34 at the half but the Highlanders presented problems with their press although they failed to take advantage in the first half. Radford in its opener Friday vs. Georgia Southwestern trailed by two at halftime but started the second half on a 21-5 run that led to a 72-63 win. The Highlanders had the role reversed against the Buckeyes by being outscored 17-1 in the first 6 1/2 minutes after the break. Jackson's point total set a career high for the junior college transfer, now in his second season with the Buckeyes.

Notes:

- This game marks the third time Ohio State and Radford have met. The Buckeyes have won all three matchups.
- The Buckeyes are 15-0 against teams representing the Big South Conference.
- The Buckeyes are now 8-0 when Keita Bates-Diop has a double-double.
- Chris Holtmann is now 2-0 as the head coach of the Buckeyes.
- Holtmann-coached teams are now 4-2 record against Radford.
- Jae'Sean Tate moves to No. 43 in all-time scoring at Ohio State with 13 points today for a total of 1,114 points. He passes Ron Sepic (1,107) and now trails Curtis Wilson (1,120).
- Tate earned his first double-double of the season with 13 points and 10 rebounds. This is the 11th of his career.
- Keita Bates-Diop led the Buckeye scoring effort and recorded a double-double with 22 points and 10 rebounds. This is his second double-double of the season and eighth of his career.
- Bates-Diop went perfect from the free throw line (3-3).
- C.J. Jackson was the second leading scorer for the Buckeyes, scoring a career-high 19 points.
- Jackson tied his career high of six defensive rebounds for the third time (last at Michigan, 2/4/17).
- Both Bates-Diop (22/10) and Tate (13/10) recorded double doubles in the game, the last time two Buckeyes did so was vs. Fairleigh Dickinson (12/3/16) when Trevor Thompson (13/10) and Tate (12/12) recorded the feat in a 70-62 victory.
- Ohio State is 624-271 all-time when at least one player records a double-double and 143-51 in games when two Buckeyes reach double figures

Official Basketball Box Score – Game Totals – Final Statistics
Radford vs Ohio State
11/12/17 2:30 p.m. at Columbus, Ohio (Value City Arena)

Radford 72 • 1-1

##	Player		Total FG-FGA	3-Ptr FG-FGA	FT-FTA	Rebounds Off	Def	Tot	PF	TP	A	TO	Blk	Stl	Min
15	HOLLAND, Devonnte	f	1-5	0-0	0-0	0	4	4	3	2	1	1	0	0	21
24	POLITE JR, Ed	f	4-11	0-1	2-2	1	5	6	2	10	0	2	1	3	26
03	BRADFORD, Christian	g	0-5	0-2	0-0	0	1	1	3	0	1	2	1	0	21
05	HICKS, Donald	g	3-6	3-4	2-2	0	2	2	5	11	1	1	0	0	19
11	FIELDS JR, Travis	g	1-6	1-3	0-0	1	3	4	1	3	2	1	0	1	18
01	JONES, Carlik		6-8	4-4	3-6	1	1	2	3	19	3	2	0	2	25
02	OWENS, Tristan		0-1	0-1	0-0	0	1	1	0	0	0	2	0	0	5
04	COOPER, Devin		0-0	0-0	0-0	0	0	0	0	0	0	0	0	0	5
10	TANNER, Caleb		2-4	2-4	2-2	0	0	0	1	8	0	0	0	0	15
14	COUSIN, Justin		1-4	0-2	0-0	0	2	2	3	2	0	1	0	0	17
23	SAUNDERS, Anias		1-1	1-1	0-0	0	1	1	0	3	0	0	0	0	1
32	PHILLIPS, Randy		4-7	0-0	4-5	2	1	3	3	12	1	2	0	0	23
45	BOLSTAD, Darius		1-1	0-0	0-0	0	1	1	2	2	0	0	1	0	4
	Team					3	3	6				1			
	Totals		24-59	11-22	13-17	8	25	33	26	72	9	15	3	6	200

FG % 1st Half: 13-30 43.3% 2nd half: 11-29 37.9% Game: 24-59 40.7%
3FG % 1st Half: 4-8 50.0% 2nd half: 7-14 50.0% Game: 11-22 50.0%
FT % 1st Half: 4-4 100.0 2nd half: 9-13 69.2% Game: 13-17 76.5%
Deadball Rebounds 2

Ohio State 82 • 2-0

##	Player		Total FG-FGA	3-Ptr FG-FGA	FT-FTA	Rebounds Off	Def	Tot	PF	TP	A	TO	Blk	Stl	Min
01	Tate, Jae'Sean	f	5-12	1-3	2-5	4	6	10	4	13	3	4	0	1	28
33	Bates-Diop, Keita	f	8-17	3-7	3-3	3	7	10	1	22	0	1	1	1	32
00	Potter, Micah	c	4-7	0-2	0-0	3	4	7	0	8	2	0	2	0	16
03	Jackson, C.J.	g	7-13	3-5	2-2	0	6	6	3	19	3	7	0	2	28
15	Williams, Kam	g	3-7	1-4	2-2	1	0	1	0	9	0	0	0	1	27
02	Jallow, Musa		0-2	0-2	1-2	1	1	2	4	1	0	0	0	0	16
13	Dakich, Andrew		0-3	0-1	1-2	1	1	2	0	1	2	2	0	0	12
14	Lane, Joey		0-0	0-0	0-0	0	0	0	0	0	0	0	0	0	1
24	Wesson, Andre		0-1	0-1	0-0	0	3	3	3	0	0	1	0	0	16
25	Young, Kyle		0-2	0-2	0-0	0	0	0	0	0	0	0	0	0	8
34	Wesson, Kaleb		2-3	0-0	5-6	1	1	2	4	9	0	0	1	0	16
	Team					2	0	2							
	Totals		29-67	8-27	16-22	16	29	45	19	82	10	15	4	5	200

FG % 1st Half: 17-33 51.5% 2nd half: 12-34 35.3% Game: 29-67 43.3%
3FG % 1st Half: 4-13 30.8% 2nd half: 4-14 28.6% Game: 8-27 29.6%
FT % 1st Half: 6-9 66.7% 2nd half: 10-13 76.9% Game: 16-22 72.7%
Deadball Rebounds 3

Officials: DJ Carstensen, Steve McJunkins, Glenn "Buddy" Mayborg
Technical fouls: Radford-None. Ohio State-None.
Attendance: 10425

Score by periods	1st	2nd	Total
Radford	34	38	**72**
Ohio State	44	38	**82**

Points	In Paint	Off T/O	2nd Chance	Fast Break	Bench
RAD	22	16	7	11	46
OSU	34	24	17	4	11

Last FG - RAD 2nd-00:04, OSU 2nd-03:10.
Largest lead - RAD by 1 1st-16:47, OSU by 26 2nd-14:24.
Score tied - 0 times.
Lead changed - 4 times.

Game 3
Ohio State 82, Texas Southern 64
Nov. 16, 2017, Columbus

COLUMBUS. -- Keita Bates-Diop, Jae'Sean Tate and Micah Potter scored 17 points apiece to help Ohio State hold off Texas Southern for an 82-64 win. Bates-Diop added 12 rebounds. Musa Jallow had 13 points and four steals in his first career start and C.J. Jackson scored eight with nine assists for Ohio State (3-0). The Buckeyes held a 39-30 rebounding edge. Jallow punctuated a 16-2 run with his third 3-pointer to give the Buckeyes a 75-59 lead with 3:55 remaining in the game. Ohio State led by 18 points with 17:12 to go, but Texas Southern used a 24-8 run to pull within four points with 6:58 left. Donte Clark scored eight points during the stretch. He finished with 17 points, hitting 8-of-9 free throws. Both teams struggled to find consistent offense early. But Ohio State began to pull ahead when Jallow's dunk sparked a 16-2 run which made it 33-17 lead with 3:57 remaining in the half. The Tigers made just 1 of 8 field-goal attempts during the stretch. The Buckeyes entered the half leading 42-29.

Notes:

- The game marked the first meeting between Ohio State and Texas Southern.
- The Buckeyes now hold a 7-0 record against teams representing the Southwestern Athletic Conference.
- The Buckeyes are 3-0 on the season when leading at the half.
- Ohio State has outrebounded its opponent in all three games this season.
- The Buckeyes are now 9-0 in games in which Keita Bates-Diop records a double-double.
- Ohio State made a season-high nine 3-pointers in the contest.
- Vince O'Brien, athletic trainer for the Ohio State men's basketball team, worked his final game after 24 years at Ohio State, the last 17 with the men's basketball program. O'Brien, a member of the Ohio Athletic Trainers Hall of Fame, left the athletics department for the OSU Crane Sports Medicine Center.
- Chris Holtmann starts his tenure at Ohio State off with a 3-0 record.
- Keita Bates-Diop led the Buckeyes in rebounding and tied for the team lead in scoring netting 17 points and pulling down 12 boards.
- Recorded his third double-double of the season, bringing his career total to nine.
- C.J. Jackson's nine assists tied a career high previously set Nov. 11, 2016 against Navy.
- Musa Jallow set career marks in minutes played with 29, points with 13, and steals with four in the contest. It was his first career start
- Micah Potter scored a career-high 17 points in the game, topping his previous career high of 13, set vs. N.C. Central (11/14/16).

Official Basketball Box Score – Game Totals – Final Statistics
Texas Southern vs Ohio State
11/16/17 7:00 p.m. at Columbus, Ohio (Value City Arena)

Texas Southern 64 • 0-3

##	Player		Total FG-FGA	3-Ptr FG-FGA	FT-FTA	Rebounds Off	Def	Tot	PF	TP	A	TO	Blk	Stl	Min
04	SCOTT, Kevin	f	2-6	0-2	0-0	1	1	2	3	4	3	4	0	1	26
05	REED, Trayvon	c	6-11	0-1	2-2	1	6	7	3	14	0	1	1	1	26
01	CLARK, Donte	g	4-14	1-7	8-9	1	6	7	1	17	4	3	1	1	36
02	BRUCE, Derrick	g	5-12	2-6	2-2	0	1	1	2	14	3	5	0	2	34
33	LEWIS, Robert	g	4-8	3-5	0-0	0	1	1	4	11	1	1	1	0	32
11	CAREY, Brian		0-0	0-0	0-0	0	0	0	0	0	0	2	0	0	7
14	WALKER, Lamont		1-2	0-1	2-2	1	3	4	2	4	0	0	0	0	20
15	SALMON, Marquis		0-0	0-0	0-0	0	4	4	2	0	1	0	0	0	15
20	McCLELLAND, Cainan		0-0	0-0	0-0	0	0	0	0	0	0	0	0	0	4
	Team					2	2	4							
	Totals		22-53	6-22	14-15	6	24	30	17	64	12	16	3	5	200

FG % 1st Half: 8-27 29.6% 2nd half: 14-26 53.8% Game: 22-53 41.5%
3FG % 1st Half: 3-13 23.1% 2nd half: 3-9 33.3% Game: 6-22 27.3%
FT % 1st Half: 10-10 100.0 2nd half: 4-5 80.0% Game: 14-15 93.3%
Deadball Rebounds 0

Ohio State 82 • 3-0

##	Player		Total FG-FGA	3-Ptr FG-FGA	FT-FTA	Rebounds Off	Def	Tot	PF	TP	A	TO	Blk	Stl	Min
01	Tate, Jae'Sean	f	8-13	0-0	1-2	1	6	7	3	17	3	1	0	0	33
33	Bates-Diop, Keita	f	7-12	3-6	0-0	1	11	12	1	17	0	1	2	1	36
00	Potter, Micah	c	4-7	0-0	9-10	1	3	4	0	17	2	1	1	0	31
02	Jallow, Musa	g	5-8	3-6	0-0	4	2	6	3	13	2	0	0	4	29
03	Jackson, C.J.	g	2-13	1-9	3-4	1	3	4	2	8	9	2	1	0	33
13	Dakich, Andrew		2-3	1-1	0-0	0	0	0	3	5	2	1	0	0	9
15	Williams, Kam		1-6	1-4	0-0	0	1	1	0	3	0	0	0	0	16
24	Wesson, Andre		1-3	0-2	0-0	2	0	2	4	2	1	3	0	0	9
25	Young, Kyle		0-0	0-0	0-0	1	0	1	1	0	0	1	0	0	4
	Team					2	0	2							
	Totals		30-65	9-28	13-16	13	26	39	17	82	19	10	4	5	200

FG % 1st Half: 16-35 45.7% 2nd half: 14-30 46.7% Game: 30-65 46.2%
3FG % 1st Half: 6-17 35.3% 2nd half: 3-11 27.3% Game: 9-28 32.1%
FT % 1st Half: 4-4 100.0 2nd half: 9-12 75.0% Game: 13-16 81.3%
Deadball Rebounds 1

Officials: Paul Szelc, Bill Ek, Courtney Green
Technical fouls: Texas Southern-None. Ohio State-None.
Attendance: 9984

Score by periods	1st	2nd	Total
Texas Southern	29	35	**64**
Ohio State	42	40	**82**

Points	In Paint	Off T/O	2nd Chance	Fast Break	Bench
TSU	26	14	12	4	4
OSU	38	18	12	6	10

Last FG - TSU 2nd-00:39, OSU 2nd-00:55.
Largest lead - TSU by 3 1st-19:11, OSU by 19 2nd-00:55.
TSU led for 02:08. OSU led for 35:39. Game was tied for 02:13.
Score tied - 2 times.
Lead changed - 3 times.

Game 4
Ohio State 80, Northeastern 55
Nov. 19, 2017, Columbus

COLUMBUS -- Jae'Sean Tate made all 10 of his shots from the floor and had a career-high 24 points to lead Ohio State to a 80-55 win against Northeastern. Tate also was 4 for 6 from the free-throw line. Keita Bates-Diop added 19 points for the Buckeyes, who lead 53-19 with 17:55 to play. Donnell Gresham had 16 points for Northeastern. Bates-Diop and Tate each had 15 points in the first half, making a combined 12 of 14 field goals, when OSU led 47-17. The game is part of the Phil Knight (PK80) Invitational celebrating the 80th birthday of Nike founder Phil Knight. Northeastern opened event-play with a 73-59 loss at Stanford on Friday. This was the Buckeyes first game in the event before traveling to Portland, Oregon for the remaining three games, which will be in a tournament format. Tate's effort from the field was an Ohio State record for single game field goal percentage. It also set a Value City Arena record for single game efficiency.

Notes:

- The game marked the second meeting between Ohio State and Northeastern.
- The series is now tied 1-1.
- The Buckeyes held their opponent to under 20 points in the first half for the first time since Dec. 20, 2016 when they held Youngstown State to 14.
- Ohio State is now 138-11 at Value City Arena when facing non-conference opponents and 239-44 in all games at VCA since 1998-99.
- The Buckeyes had a 30-point halftime lead for the first time since Nov. 23, 2012 against UMKC (53-18).
- Ohio State leads the NCAA with 138 home wins since start of 2009-10 season.
- Nine different players scored points for the Buckeyes in the contest.
- Ohio State has outrebounded its opponent in all four games this season.
- Four Buckeyes scored in double-figures: Jae'Sean Tate (24), Keita Bates-Diop (19), Kaleb Wesson (12), and C.J. Jackson (10).
- Chris Holtmann has started his tenure at Ohio State with a 4-0 record.
- Jae'Sean Tate scored a career-high 24 points in the contest, shooting a perfect 10-10 from the floor.
- Tate's 10-for-10 performance sets a Buckeye record for highest field goal percentage in a game with a minimum of 10 attempts. The effort also was a Value City Arena record for efficiency.
- Keita Bates-Diop scored 19 points to go along with seven rebounds, two blocks and two steals for the game.
- Kaleb Wesson scored a career-high 12 points off the bench for the Buckeyes.

Official Basketball Box Score -- Game Totals -- Final Statistics
Northeastern vs Buckeyes
11/19/17 2:00 p.m. at Columbus, Ohio (Value City Arena)

Northeastern 55 • 2-2

##	Player		Total FG-FGA	3-Ptr FG-FGA	FT-FTA	Rebounds Off	Def	Tot	PF	TP	A	TO	Blk	Stl	Min
14	Boursiquot, Maxime	f	0-2	0-1	0-0	0	2	2	4	0	0	1	0	0	15
30	Green, Anthony	f	4-7	0-0	0-0	3	6	9	4	8	0	2	0	0	29
02	Brace, Bolden	g	1-7	1-6	0-1	0	4	4	3	3	4	1	1	0	27
04	Pusica, Vasa	g	2-6	1-3	3-3	0	1	1	3	8	3	3	0	1	20
20	Begley, Devon	g	1-3	0-2	0-0	0	1	1	1	2	1	2	0	0	16
00	Cook, Derrick		0-3	0-0	0-0	0	1	1	0	0	1	1	0	0	9
01	Occeus, Shawn		4-8	0-4	1-2	0	3	3	2	9	1	1	0	2	25
03	Strong, Jason		0-0	0-0	0-0	0	0	0	0	0	0	1	0	0	3
11	Miller, Jeremy		1-2	0-0	0-0	1	0	1	3	2	0	0	0	0	10
13	Franklin, Myles		2-2	1-1	0-0	0	0	0	0	5	0	0	0	0	2
22	Gresham, Donnell		4-11	4-8	4-4	1	4	5	1	16	1	3	0	0	28
33	Murphy, Tomas		1-5	0-1	0-0	2	0	2	1	2	1	1	0	0	16
	Team					0	0	0							
	Totals		20-56	7-26	8-10	7	22	29	22	55	12	16	1	3	200

FG % 1st Half: 6-28 21.4% 2nd half: 14-28 50.0% Game: 20-56 35.7%
3FG % 1st Half: 3-13 23.1% 2nd half: 4-13 30.8% Game: 7-26 26.9%
FT % 1st Half: 2-2 100.0 2nd half: 6-8 75.0% Game: 8-10 80.0%

Deadball Rebounds 1

Buckeyes 80 • 4-0

##	Player		Total FG-FGA	3-Ptr FG-FGA	FT-FTA	Rebounds Off	Def	Tot	PF	TP	A	TO	Blk	Stl	Min
01	Tate, Jae'Sean	f	10-10	0-0	4-6	0	5	5	2	24	1	1	0	2	26
33	Bates-Diop, Keita	f	6-12	2-5	5-7	0	7	7	2	19	1	0	2	2	27
00	Potter, Micah	c	1-2	0-0	0-0	1	2	3	1	2	1	1	0	0	13
02	Jallow, Musa	g	1-3	0-2	0-0	0	4	4	3	2	1	2	0	2	24
03	Jackson, C.J.	g	3-9	0-3	4-4	0	3	3	1	10	3	1	0	0	27
13	Dakich, Andrew		2-2	0-0	0-0	1	2	3	0	4	3	0	0	0	13
14	Lane, Joey		0-1	0-0	0-0	0	0	0	0	0	0	0	0	0	2
15	Williams, Kam		1-5	1-3	2-2	1	2	3	0	5	1	2	0	2	21
24	Wesson, Andre		0-4	0-2	0-0	1	1	2	1	0	1	2	1	0	15
25	Young, Kyle		1-1	0-0	0-0	0	2	2	0	2	1	0	1	0	9
34	Wesson, Kaleb		3-7	0-0	6-8	3	2	5	3	12	0	0	1	0	23
	Team					1	0	1							
	Totals		28-56	3-15	21-27	8	30	38	13	80	13	9	5	8	200

FG % 1st Half: 17-27 63.0% 2nd half: 11-29 37.9% Game: 28-56 50.0%
3FG % 1st Half: 1-6 16.7% 2nd half: 2-9 22.2% Game: 3-15 20.0%
FT % 1st Half: 12-14 85.7% 2nd half: 9-13 69.2% Game: 21-27 77.8%

Deadball Rebounds 4

Officials: Terry Oglesby, Donnie Eppley, Edwin Young
Technical fouls: Northeastern-None. Buckeyes-None.
Attendance: 10779

Score by periods	1st	2nd	Total
Northeastern	17	38	**55**
Buckeyes	47	33	**80**

Points	In Paint	Off T/O	2nd Chance	Fast Break	Bench
NU	26	11	6	9	34
OSU	48	22	5	12	23

Last FG - NU 2nd-00:38, OSU 2nd-01:19.
Largest lead - NU None, OSU by 34 2nd-17:55.
NU led for 00:00. OSU led for 39:01. Game was tied for 00:59.

Score tied - 1 time.
Lead changed - 0 times.

Game 5
No. 17 Gonzaga 86, Ohio State 59
Nov. 23, 2017, Portland

PORTLAND, Oregon -- Johnathan Williams had 21 points and No. 17 Gonzaga was boosted by an enthusiastic crowd during an 86-59 victory over Ohio State in the Phil Knight Invitational. Josh Perkins added 20 points for the Bulldogs, who improved to 4-0 after playing in last season's NCAA Tournament championship game. C.J. Jackson and Jae'Sean Tate each scored 12 points for Ohio State. The Buckeyes took an early 14-10 lead in this one on Jackson's 3 pointer, but Gonzaga responded with an 11-2 run to go up 21-16, capped by Perkins' 3. Ohio State climbed back into it, pulling briefly in front 22-21 on Kam Williams' 3-pointer. It didn't last long and the Zags pushed their lead to 33-27 on Williams' dunk. Perkins' 3-pointer at the end of the first half put the Gonzaga fans on their feet and the Bulldogs went into halftime with a 44-31 lead. It was the second meeting between the teams. Ohio State defeated Gonzaga 73-67 in the second round of the 2012 NCAA Tournament.

Notes:

- The game marked the second meeting between Ohio State and Gonzaga. The Buckeyes are 7-6 all-time vs. members of the West Coast Conference.
- The series is now tied 1-1.
- Kaleb Wesson made his first career start and responded with 10 points and four rebounds. He replaced sophomore Micah Potter, who did not play because of a left high-ankle sprain suffered in the second half of the Northeastern game.
- Senior Jae'Sean Tate tallied 12 points to increase his career point total to 1,167. He is currently No. 38 on the all-time Ohio State scoring list behind No. 37 Lawrence Funderburke (1,179).
- Junior Keita-Bates Diop grabbed 10 rebounds, marking the fourth time in five games he has reached double-digits in rebounding on the year. He averages a double-double on the year with 16.8 points and 10.0 rebounds a game.

Official Basketball Box Score -- Game Totals -- Final Statistics
Ohio State vs Gonzaga
11/23/17 9 p.m. at Veterans Memorial Coliseum, Portland, OR

Ohio State 59 • 4-1

##	Player		Total FG-FGA	3-Ptr FG-FGA	FT-FTA	Rebounds Off	Def	Tot	PF	TP	A	TO	Blk	Stl	Min
01	Tate, Jae'Sean	f	5-11	0-0	2-3	1	3	4	4	12	1	2	0	1	28
33	Bates-Diop, Keita	f	2-7	0-1	3-3	0	10	10	3	7	1	2	2	0	31
34	Wesson, Kaleb	f	2-3	0-0	6-10	3	1	4	5	10	2	2	0	0	25
02	Jallow, Musa	g	3-8	2-6	0-0	1	0	1	3	8	1	2	0	0	27
03	Jackson, C.J.	g	5-12	2-5	0-0	0	3	3	0	12	3	3	0	1	28
13	Dakich, Andrew		0-2	0-1	2-2	1	0	1	1	2	2	1	0	0	14
14	Lane, Joey		0-0	0-0	0-0	0	0	0	0	0	0	0	0	0	2
15	Williams, Kam		2-7	2-5	0-0	0	0	0	1	6	2	1	0	0	20
24	Wesson, Andre		0-3	0-2	1-2	0	1	1	1	1	2	2	0	1	13
25	Young, Kyle		0-2	0-0	1-2	3	0	3	0	1	0	0	0	1	12
	Team					3	1	4							
	Totals		19-55	6-20	15-22	12	19	31	18	59	14	15	2	4	200

FG % 1st Half: 9-23 39.1% 2nd half: 10-32 31.3% Game: 19-55 34.5%
3FG % 1st Half: 5-10 50.0% 2nd half: 1-10 10.0% Game: 6-20 30.0%
FT % 1st Half: 8-12 66.7% 2nd half: 7-10 70.0% Game: 15-22 68.2%

Deadball Rebounds 3

Gonzaga 86 • 4-0

##	Player		Total FG-FGA	3-Ptr FG-FGA	FT-FTA	Rebounds Off	Def	Tot	PF	TP	A	TO	Blk	Stl	Min
03	WILLIAMS, Johnathan	f	8-10	0-0	5-7	3	2	5	4	21	0	6	2	1	27
24	KISPERT, Corey	f	4-6	2-4	0-0	0	2	2	2	10	0	1	0	0	18
33	TILLIE, Killian	f	3-8	1-2	1-2	2	9	11	4	8	2	0	1	0	23
00	MELSON, Silas	g	2-6	1-5	0-0	0	2	2	1	5	4	1	0	2	29
13	PERKINS, Josh	g	6-9	6-9	2-2	0	2	2	2	20	4	2	0	2	32
02	BEACH, Jack		0-0	0-0	0-0	0	1	1	0	0	1	0	0	0	1
05	MARTIN, Alex		0-0	0-0	0-0	0	0	0	0	0	0	0	0	0	1
10	WADE, Jesse		0-0	0-0	0-0	0	0	0	0	0	0	0	0	0	4
14	LARSEN, Jacob		1-1	0-0	4-6	0	3	3	2	6	0	0	2	0	16
21	HACHIMURA, Rui		2-3	1-1	0-0	1	3	4	1	5	0	2	0	1	19
22	JONES, Jeremy		3-3	1-1	0-1	1	1	2	0	7	0	0	0	0	11
23	NORVELL JR., Zach		2-7	0-3	0-0	0	0	0	5	4	3	1	0	0	19
	Team					0	3	3							
	Totals		31-53	12-25	12-18	7	28	35	21	86	14	13	5	6	200

FG % 1st Half: 17-31 54.8% 2nd half: 14-22 63.6% Game: 31-53 58.5%
3FG % 1st Half: 7-16 43.8% 2nd half: 5-9 55.6% Game: 12-25 48.0%
FT % 1st Half: 3-5 60.0% 2nd half: 9-13 69.2% Game: 12-18 66.7%

Deadball Rebounds 2

Officials: Randy McCall, Bo Boroski, Mark Schnur
Technical fouls: Ohio State-None. Gonzaga-None.
Attendance: 7878
Kaleb Wesson (OSU) fouls out with 5:46 in the 2nd half
Zach Norvell (Gonzaga) fouls out with 51.8 in the 2nd half

Score by periods	1st	2nd	Total
Ohio State	31	28	**59**
Gonzaga	44	42	**86**

Points	In Paint	Off T/O	2nd Chance	Fast Break	Bench
OSU	22	4	14	0	10
GON	36	17	14	9	22

Last FG - OSU 2nd-03:10, GON 2nd-00:37.
Largest lead - OSU by 4 1st-15:39, GON by 27 2nd-00:37.
OSU led for 04:29. GON led for 34:05. Game was tied for 01:26.

Score tied - 4 times.
Lead changed - 11 times.

Game 6
Ohio State 79, Stanford 71
Nov. 24, 2017, Portland

PORTLAND, Oregon -- C.J. Jackson had 23 points while Keita Bates-Diop added 18 points and 11 rebounds, and Ohio State beat Stanford 79-71 in the Phil Knight Invitational. Daejon Davis had 15 points and Reid Travis had 14 points before both fouled out for Stanford (3-4), which led by as many as 10 points in the first half but trailed by as many as 10 in the second. Stanford closed within 63-57 on Travis' layup with 3:54 left, but it was as close as the Cardinal could get until Oscar Da Silva's jumper made it 70-65 with 46 seconds to go. Ultimately they couldn't catch the Buckeyes. The Cardinal led by as much as 31-21 late in the first half, but Ohio State closed the gap with an 11-1 run and the two teams went into halftime tied at 32. Stanford didn't make a shot from the field for the last 4:11. Bates-Diop led all scorers with 10 points for the Buckeyes at the break. Stanford scored just six points in the first six minutes of the second half to trail 48-38. Bates-Diop's layup gave the Buckeyes their biggest lead of the game to that point.

Notes:

- The game marked the fourth meeting between Ohio State and Stanford. The Buckeyes are 39-38 all-time vs. members of the Pac-12 Conference.
- Ohio State won its first game vs. the Cardinal in the series (1-3).
- Kaleb Wesson made his second career start and responded with 10 points and three rebounds. He had 10 points and four boards vs. Gonzaga in his first career start. He replaced sophomore Micah Potter, who did not play vs. Gonzaga because of a left high-ankle sprain suffered in the second half of the Northeastern game. Potter returned to action vs. Stanford (2pts/2 rebs/6 mins). off the bench.
- Senior Jae'Sean Tate tallied 14 points to increase his career point total to 1,181. He is currently No. 37 on the all-time Ohio State scoring list behind ahead of No. 38 Lawrence Funderburke (1,179) and behind No. 36 Luke Witte (1,211).
- Tate reached 600 career rebounds with 10 vs. the Cardinal. He now has 603 over 101 career appearances (6.0 rpg.).
- Junior Keita-Bates Diop grabbed 11 rebounds, marking the fifth time in six games he has reached double-digits in rebounding on the year. He averages a double-double on the year with 17.0 points and 10.2 rebounds a game.
- With 18 points, Bates-Diop eclipsed the 700-career point mark for his career. He is averaging 17 points a game for the Buckeyes this season and averages 8.7 points a game for his career.
- Bates-Diop and Tate each recorded double-doubles in the win. Bates-Diop (18/11) has 10 career games with 10 or more points and rebounds and four this season. Ohio State is 10-0 when he records a double-double. Tate has12 career double-double games. OSU is 9-3 on this contests.
- Ohio State has had a player record a double-double (10+ points, rebounds, assists, steals or blocks) in 897 games. The Buckeyes are 626-271 in those contests (.698). Keita Bates-Diop (18/11) and Jae'Sean Tate are the last to record a double-double (Stanford, 11/24/17) for the Buckeyes.

Official Basketball Box Score -- Game Totals -- Final Statistics
Stanford vs Ohio State
11/24/17 6:10 p.m. at Moda Center, Portland, Ore.

Stanford 71 • 3-4

##	Player		Total FG-FGA	3-Ptr FG-FGA	FT-FTA	Rebounds Off	Def	Tot	PF	TP	A	TO	Blk	Stl	Min
10	Humphrey, Michael	f	3-11	1-2	2-2	1	8	9	5	9	0	1	0	3	31
13	Da Silva, Oscar	f	5-7	2-2	2-2	2	1	3	3	14	2	1	1	2	37
22	Travis, Reid	f	4-13	0-2	6-9	2	4	6	5	14	2	3	0	1	31
01	Davis, Daejon	g	5-11	0-2	5-10	0	4	4	5	15	3	3	1	0	26
03	White, Isaac	g	2-8	1-6	4-4	0	1	1	2	9	0	4	0	0	33
02	Cartwright, Robert		3-10	2-7	0-0	0	1	1	2	8	1	1	0	0	24
05	Pugh, Kodye		0-1	0-0	0-1	1	0	1	1	0	3	0	0	0	6
20	Sharma, Josh		0-0	0-0	2-2	1	2	3	2	2	0	0	2	0	9
25	Pagon, Blake		0-0	0-0	0-0	0	0	0	0	0	0	0	0	0	3
	Team					6	4	10							
	Totals		22-61	6-21	21-30	13	25	38	25	71	11	13	4	6	200

FG % 1st Half: 10-27 37.0% 2nd half: 12-34 35.3% Game: 22-61 36.1%
3FG % 1st Half: 5-11 45.5% 2nd half: 1-10 10.0% Game: 6-21 28.6%
FT % 1st Half: 7-9 77.8% 2nd half: 14-21 66.7% Game: 21-30 70.0%

Deadball Rebounds 5

Ohio State 79 • 5-1

##	Player		Total FG-FGA	3-Ptr FG-FGA	FT-FTA	Rebounds Off	Def	Tot	PF	TP	A	TO	Blk	Stl	Min
01	Tate, Jae'Sean	f	5-12	0-1	4-5	3	7	10	5	14	3	2	0	0	34
33	Bates-Diop, Keita	f	6-13	4-7	2-2	1	10	11	3	18	0	2	2	2	37
34	Wesson, Kaleb	f	3-7	0-1	4-6	1	2	3	5	10	1	1	0	0	21
02	Jallow, Musa	g	1-7	0-1	0-0	0	0	0	4	2	2	4	0	0	24
03	Jackson, C.J.	g	7-14	4-6	5-6	2	4	6	4	23	3	1	1	1	36
00	Potter, Micah		1-1	0-0	0-0	2	0	2	0	2	1	1	0	0	6
13	Dakich, Andrew		1-1	0-0	4-4	1	3	4	0	6	2	2	0	0	20
15	Williams, Kam		0-4	0-3	0-0	0	0	0	1	0	1	0	0	0	12
24	Wesson, Andre		1-2	1-2	1-2	1	0	1	3	4	0	1	0	0	10
	Team					2	4	6							
	Totals		25-61	9-21	20-25	13	30	43	25	79	13	14	3	3	200

FG % 1st Half: 13-32 40.6% 2nd half: 12-29 41.4% Game: 25-61 41.0%
3FG % 1st Half: 6-10 60.0% 2nd half: 3-11 27.3% Game: 9-21 42.9%
FT % 1st Half: 0-0 0.0% 2nd half: 20-25 80.0% Game: 20-25 80.0%

Deadball Rebounds 3

Officials: Brian Dorsey, Ted Valentine, Deldre Carr
Technical fouls: Stanford-None. Ohio State-None.
Attendance: 14274
PK80 Session 7

Score by periods	1st	2nd	Total
Stanford	32	39	**71**
Ohio State	32	47	**79**

Points	In Paint	Off T/O	2nd Chance	Fast Break	Bench
STAN	30	8	16	4	10
OSU	28	14	14	4	12

Last FG - STAN 2nd-00:06, OSU 2nd-04:13.
Largest lead - STAN by 10 1st-02:51, OSU by 10 2nd-14:00.
STAN led for 12:57. OSU led for 23:32. Game was tied for 03:27.

Score tied - 2 times.
Lead changed - 5 times.

Game 7
Butler 67, Ohio State 66 OT
Nov. 26, 2017, Portland

PORTLAND, Oregon -- Kelan Martin hit a layup with 3.8 seconds left and Butler edged Ohio State 67-66 in overtime on the final day of the Phil Knight Invitational tournament. Martin finished with 24 points for Butler (5-2) in the win over former coach Chris Holtmann's new team. Kamar Baldwin added 14. C.J. Jackson's free throws gave the Buckeyes a 66-65 lead with just under a minute to go in the extra period. The Bulldogs controlled the clock before Martin's layup and Jackson's heave missed the mark at the buzzer. Butler came back from a 16-point second half deficit to close within 59-54 on Martin's 3-pointer with 1:31 left in regulation. Nate Fowler added a pair of free throws for the Bulldogs to get even closer. Kamar Baldwin's 3-pointer with 16 seconds left tied it at 59. After a timeout, Jackson's layup didn't fall for Ohio State and Baldwin missed a 3 on the other end to send the game into overtime. Jackson had 19 points and seven rebounds to lead Ohio State.

Notes:

- Ohio State is 31-11 vs. Butler all time and 65-30 vs. teams currently in the Big East Conference.
- Ohio State is 45-55 all-time in overtime games and 7-12 in neutral site games that go the extra session.
- In games decided by one point, Ohio State is 70-60 all-time and 15-9 on neutral courts.
- Keita Bates-Diop recorded his 11th career double-double and his fifth of the season with 16 points and 11 rebounds. Ohio State is 10-1 when he records a double-double.
- Jae'Sean Tate tied his career high with six assists while adding nine points and seven rebounds.
- Tate upped his career points total to 1,190 with nine vs. Butler. He is currently ranked No. 37 all-time in Ohio State history behind Luke Witte (1,211).
- The last time Ohio State fell in overtime at a neutral site was vs. Memphis in Miami, Fla., 81-76 Nov. 27, 2015.
- The last time Ohio State lost a one-point game on a neutral court was to Dayton (60-59) March, 20, 2014 in the second round of the NCAA Tournament in Buffalo, N.Y.

Game 8
Clemson 79, Ohio State 65
Nov. 29, 2017, Columbus

COLUMBUS -- Ohio State fell to Clemson, 79-65, in a Big Ten/ACC Challenge matchup at Value City Arena. Marcquise Reed led the Tigers with 22 points to go along with seven rebounds while Shelton Mitchell added 19 points and six assists. Keita Bates-Diop paced the Buckeyes with 21 points and seven rebounds and Kaleb Wesson tacked on 15 points and five boards. Bates-Diop scored 13 points and Ohio State connected on eight 3-pointers to take a 37-30 lead into the half. The Buckeyes then pushed the lead to 11 at the 17:40 mark of the second half after back-to-back layups by C.J. Jackson. After a Musa Jallow layup countered a 17-8 Tiger run to give Ohio State a 53-49 lead with 12:06 remaining, Clemson answered with a 16-3 spurt over the next 4:04 to take the lead for good at 64-56. The Buckeyes were able to trim the deficit to 64-61 on a Wesson bucket with 6:34 left to play but the Tigers closed the game on a 15-4 run to come away with the win. .

Notes:

- Ohio State is now 6-10 in the Big Ten/ACC Challenge and 4-4 at Value City Arena.
- This is the second meeting between Ohio State and Clemson. The Tigers hold a 2-0 record over the Buckeyes.
- The Buckeyes are 67-48 all-time against the ACC.
- With nine made 3-pointers, the Buckeyes tied their season high.
- Ohio State's .429 (9-21) shooting percentage from long range matched a season-high for 3-point percentage
- Keita Bates-Diop led the Buckeyes with 21 points and seven rebounds.
- Bates-Diop dished a season high of three assists.
- With seven rebounds, Bates-Diop has passed the 400 mark for his career. He now has 404 rebounds as a Buckeye.
- Kaleb Wesson netted a season-high 15 points.
- Wesson recorded his first career steal and 3-pointer.
- Kyle Young scored a career-high five points and scored his first 3-pointer for the Buckeyes.

Game 9
Ohio State 83, Wisconsin
Dec. 2, 2017, Madison

MADISON, Wis. -- Keita Bates-Diop had 17 points and 11 rebounds, Kaleb Wesson scored 19 points and hot-shooting Ohio State opened Big Ten play with an 83-58 victory over Wisconsin. Jae'Sean Tate added 16 points on 7-of-8 shooting for Ohio State, which hit 66 percent from the field and led comfortably for most of the afternoon. The Buckeyes were up 49-26 at halftime, then opened the second half with a 10-2 run that quieted the typically rowdy Kohl Center crowd. Ohio State hoped for a similar outcome, and got it, against Wisconsin later in Indianapolis, where the schools' football teams were faced off in the Big Ten title game. Ohio State won 27-21. Freshman Brad Davison had 16 points to lead young Wisconsin. The Badgers have four new starters this season around big man Ethan Happ (seven points, six rebounds). Their problems could be epitomized during a stretch late in the first half in which the Buckeyes double-teamed Happ to force a turnover. Musa Jallow sprinted down the other end for an easy layup and 20-point lead with 1:15 left. Defensively, the Badgers gave up open looks from the 3-point arc and got overpowered in the lane when the game was still competitive. They were outrebounded 32-18 and outscored in the paint 36-12.

Notes:

- The game marked the 188th meeting between Ohio State and Wisconsin.
- The Buckeyes lead the series 88-70 in the series all-time.
- Ohio State has now won two-consecutive meetings with the Badgers.
- Ohio State's win at the Kohl Center was the largest margin of victory (+25) for an opponent in the facility.
- The Buckeyes are 6-0 this season when scoring 70-plus points.
- Ohio State shot a season-high 53.8 pct. from 3-point range going 7-13 on the day.
- The Buckeyes shot a season-high 66 pct. from the field in the contest.
- The win marked Holtmann's fifth victory over a Big Ten opponent for his career, and his first at the helm of the Buckeyes.
- Kaleb Wesson led the Buckeyes in scoring with a career-high 19 points while adding three rebounds.
- Keita Bates-Diop compiled 17 points, 11 rebounds and five assist on the evening.
- His five assist ties a career high.
- Bates-Diop recorded his sixth double-double of the season and his 12th of his career.
- The Buckeyes are 11-1 in games in which Bates-Diop records a double-double.
- Jae'Sean Tate scored 16 points to go along with three rebounds and four assists.
- His 16 points moved him up to 36th in all-time scoring at Ohio State passing Luke White. He is now 11 points away from passing John Havlicek (1,223) for the 35th spot.

Official Basketball Box Score – Game Totals -- Final Statistics
Butler vs Ohio State
11/26/17 12:30 PM at Portland, Ore. (Memorial Coliseum)

Butler 67 • 5-2

##	Player		Total FG-FGA	3-Ptr FG-FGA	FT-FTA	Rebounds Off	Def	Tot	PF	TP	A	TO	Blk	Stl	Min
04	WIDEMAN, Tyler	f	2-4	0-0	1-2	3	5	8	5	5	0	3	1	0	19
30	MARTIN, Kelan	f	9-22	2-12	4-4	1	5	6	2	24	1	2	0	4	43
51	FOWLER, Nate	c	1-3	0-1	2-2	1	2	3	4	4	1	2	0	3	25
02	THOMPSON, Aaron	g	3-6	0-0	1-6	1	1	2	5	7	2	1	1	0	29
03	BALDWIN, Kamar	g	6-19	2-9	0-2	0	2	2	4	14	4	3	0	1	38
05	JORGENSEN, Paul		3-10	2-7	2-2	1	5	6	2	10	0	2	0	2	38
20	BADDLEY, Henry		1-2	0-0	0-0	4	0	4	2	2	0	0	0	1	18
21	GILLENS-BUTLER, J.		0-0	0-0	0-0	0	0	0	1	0	0	0	0	0	2
25	DAVID, Christian		0-2	0-2	1-2	0	2	2	0	1	0	1	0	0	10
50	BRUNK, Joey		0-1	0-0	0-0	1	1	2	1	0	0	0	0	0	3
	Team					2	0	2							
	Totals		25-69	6-31	11-20	14	23	37	26	67	8	14	2	11	225

FG % 1st Half: 9-30 30.0% 2nd half: 13-30 43.3% OT: 3-9 33.3% Game: 25-69 36.2% Deadball Rebounds
3FG % 1st Half: 1-13 7.7% 2nd half: 5-15 33.3% OT: 0-3 0.0% Game: 6-31 19.4% 4
FT % 1st Half: 2-4 50.0% 2nd half: 7-14 50.0% OT: 2-2 100.0 Game: 11-20 55.0%

Ohio State 66 • 5-2

##	Player		Total FG-FGA	3-Ptr FG-FGA	FT-FTA	Rebounds Off	Def	Tot	PF	TP	A	TO	Blk	Stl	Min
01	Tate, Jae'Sean	f	4-9	0-3	1-3	0	7	7	5	9	6	5	1	0	32
33	Bates-Diop, Keita	f	7-16	2-6	0-0	2	9	11	3	16	2	5	0	0	39
34	Wesson, Kaleb	f	4-6	0-0	1-2	1	4	5	2	9	1	0	0	0	27
02	Jallow, Musa	g	1-1	0-0	0-0	1	1	2	3	2	1	0	1	0	26
03	Jackson, C.J.	g	5-13	1-3	8-8	0	7	7	4	19	2	7	0	3	36
00	Potter, Micah		0-0	0-0	0-0	0	1	1	0	0	0	0	0	0	4
13	Dakich, Andrew		0-0	0-0	2-2	0	2	2	1	2	1	3	0	0	20
15	Williams, Kam		3-5	2-2	0-1	0	2	2	1	8	0	2	0	1	21
24	Wesson, Andre		0-2	0-1	1-2	1	1	2	2	1	0	2	0	0	15
25	Young, Kyle		0-0	0-0	0-0	0	0	0	0	0	0	0	0	0	5
	Team					1	1	2							
	Totals		24-52	5-15	13-18	6	35	41	21	66	13	24	2	4	225

FG % 1st Half: 11-26 42.3% 2nd half: 12-20 60.0% OT: 1-6 16.7% Game: 24-52 46.2% Deadball Rebounds
3FG % 1st Half: 2-8 25.0% 2nd half: 3-5 60.0% OT: 0-2 0.0% Game: 5-15 33.3% 3
FT % 1st Half: 0-0 0.0% 2nd half: 8-12 66.7% OT: 5-6 83.3% Game: 13-18 72.2%

Officials: Verne Harris, Paul Szelc, Tony Chiazza
Technical fouls: Butler-BALDWIN, Kamar. Ohio State-Jallow, Musa.
Attendance: 5910

Score by periods	1st	2nd	OT	Total
Butler	21	38	8	**67**
Ohio State	24	35	7	**66**

Points	In Paint	Off T/O	2nd Chance	Fast Break	Bench
BUTLER	32	16	13	2	13
OSU	30	13	8	2	11

Last FG - BUTLER OT-00:04, OSU OT-03:38.
Largest lead - BUTLER by 3 OT-02:55, OSU by 15 2nd-05:31.
BUTLER led for 03:51. OSU led for 37:18. Game was tied for 03:51.

Score tied - 4 times.
Lead changed - 7 times.

Official Basketball Box Score – Game Totals -- Final Statistics
Clemson vs Ohio State
11/29/17 7:15 p.m. at Columbus, Ohio (Value City Arena)

Clemson 79 • 6-1

##	Player		Total FG-FGA	3-Ptr FG-FGA	FT-FTA	Rebounds Off	Def	Tot	PF	TP	A	TO	Blk	Stl	Min
14	THOMAS, Elijah	f	4-6	0-0	3-3	0	8	8	2	11	0	1	4	0	31
32	GRANTHAM, Donte	f	5-8	1-2	0-0	1	5	6	1	11	6	1	0	1	38
02	REED, Marcquise	g	7-13	3-6	5-6	1	6	7	3	22	2	3	0	2	31
04	MITCHELL, Shelton	g	7-12	3-4	2-2	0	2	2	1	19	6	2	0	0	37
10	DEVOE, Gabe	g	4-10	1-5	0-0	0	2	2	1	9	2	1	1	1	35
05	DONNAL, Mark		0-0	0-0	0-0	0	0	0	3	0	0	1	0	1	8
21	OLIVER II, Anthony		0-0	0-0	0-0	0	0	0	1	0	0	1	0	0	2
22	SPENCER, Scott		0-0	0-0	0-0	0	0	0	0	0	0	0	0	0	4
25	SIMMS, Aamir		2-3	2-2	1-2	0	3	3	2	7	0	0	1	0	14
	Team					1	1	2				1			
	Totals		29-52	10-19	11-13	3	27	30	14	79	16	11	6	5	200

FG % 1st Half: 12-25 48.0% 2nd half: 17-27 63.0% Game: 29-52 55.8% Deadball Rebounds
3FG % 1st Half: 4-9 44.4% 2nd half: 6-10 60.0% Game: 10-19 52.6% 2
FT % 1st Half: 2-2 100.0 2nd half: 9-11 81.8% Game: 11-13 84.6%

Ohio State 65 • 5-3

##	Player		Total FG-FGA	3-Ptr FG-FGA	FT-FTA	Rebounds Off	Def	Tot	PF	TP	A	TO	Blk	Stl	Min
01	Tate, Jae'Sean	f	3-10	1-2	0-2	0	4	4	2	7	5	2	0	0	35
33	Bates-Diop, Keita	f	7-18	3-9	4-8	2	5	7	3	21	3	3	1	0	37
34	Wesson, Kaleb	f	5-9	1-1	4-5	2	3	5	2	15	1	1	1	0	29
02	Jallow, Musa	g	3-6	1-3	0-0	2	2	4	2	7	2	1	1	0	23
03	Jackson, C.J.	g	3-4	1-1	0-1	0	4	4	2	7	3	5	1	2	34
13	Dakich, Andrew		1-1	1-1	0-0	0	0	0	2	3	0	1	0	1	10
15	Williams, Kam		0-2	0-1	0-0	0	1	1	0	0	0	0	0	0	17
24	Wesson, Andre		0-1	0-0	0-0	1	0	1	0	0	1	0	0	0	5
25	Young, Kyle		2-4	1-3	0-0	1	1	2	0	5	0	0	0	0	10
	Team					2	0	2				1			
	Totals		24-55	9-21	8-16	10	20	30	13	65	15	14	4	3	200

FG % 1st Half: 14-31 45.2% 2nd half: 10-24 41.7% Game: 24-55 43.6% Deadball Rebounds
3FG % 1st Half: 8-15 53.3% 2nd half: 1-6 16.7% Game: 9-21 42.9% 2
FT % 1st Half: 1-2 50.0% 2nd half: 7-14 50.0% Game: 8-16 50.0%

Officials: Terry Oglesby, Gene Steratore, Chris Beaver
Technical fouls: Clemson-None. Ohio State-None.
Attendance: 17189

Score by periods	1st	2nd	Total
Clemson	30	49	**79**
Ohio State	37	28	**65**

Points	In Paint	Off T/O	2nd Chance	Fast Break	Bench
CU	32	23	2	16	7
OSU	24	15	14	4	8

Last FG - CU 2nd-00:47, OSU 2nd-03:54.
Largest lead - CU by 14 2nd-00:38, OSU by 13 1st-11:43.
CU led for 11:56. OSU led for 26:43. Game was tied for 01:15.

Score tied - 2 times.
Lead changed - 2 times.

Official Basketball Box Score – Game Totals -- Final Statistics
Ohio State vs Wisconsin
12/2/17 4pm at Kohl Center, Madison, Wis.

Ohio State 83 • 6-3, 0-0

##	Player		Total FG-FGA	3-Ptr FG-FGA	FT-FTA	Rebounds Off	Def	Tot	PF	TP	A	TO	Blk	Stl	Min
01	Tate, Jae'Sean	f	7-8	1-1	1-2	0	3	3	3	16	4	3	0	4	28
33	Bates-Diop, Keita	f	7-9	2-3	1-1	1	10	11	2	17	5	3	1	1	29
34	Wesson, Kaleb	f	6-8	1-1	6-7	2	1	3	4	19	0	2	2	1	17
02	Jallow, Musa	g	1-1	0-0	0-0	0	4	4	0	2	3	2	0	1	28
15	Williams, Kam	g	3-5	0-0	3-4	0	1	1	1	9	0	1	0	0	19
00	Potter, Micah		0-0	0-0	0-0	0	0	0	0	0	0	0	0	0	3
03	Jackson, C.J.		3-8	3-5	1-2	0	3	3	3	10	2	1	0	0	26
13	Dakich, Andrew		1-1	0-0	0-0	0	0	0	1	2	1	1	0	2	14
14	Lane, Joey		1-1	0-0	0-0	0	0	0	0	2	0	0	0	0	2
24	Wesson, Andre		1-2	0-1	0-1	0	2	2	1	2	3	0	0	0	15
25	Young, Kyle		1-4	0-2	2-2	1	1	2	1	4	1	0	0	1	19
	Team					1	2	3							
	Totals		31-47	7-13	14-19	5	27	32	16	83	19	13	3	10	200

FG % 1st Half: 18-23 78.3% 2nd half: 13-24 54.2% Game: 31-47 66.0% Deadball Rebounds
3FG % 1st Half: 7-8 87.5% 2nd half: 0-5 0.0% Game: 7-13 53.8% 2
FT % 1st Half: 6-7 85.7% 2nd half: 8-12 66.7% Game: 14-19 73.7%

Wisconsin 58 • 3-5, 0-0

##	Player		Total FG-FGA	3-Ptr FG-FGA	FT-FTA	Rebounds Off	Def	Tot	PF	TP	A	TO	Blk	Stl	Min
02	Ford, Aleem	f	1-2	1-2	0-0	0	0	0	4	3	0	0	0	1	17
21	Iverson, Khalil	f	0-5	0-1	0-0	2	1	3	0	0	1	0	0	0	12
22	Happ, Ethan	f	2-6	0-0	3-3	1	5	6	1	7	2	4	0	2	24
00	Trice, D'Mitrik	g	3-10	1-6	2-2	0	0	0	0	9	1	2	0	0	26
34	Davison, Brad	g	4-8	3-6	5-6	0	1	1	4	16	3	4	0	1	30
01	Pritzl, Brevin		1-5	1-4	0-0	1	2	3	4	3	1	0	0	0	28
05	Moesch, Aaron		0-0	0-0	0-0	0	0	0	0	0	0	0	0	0	1
11	Van Vliet, Andy		0-0	0-0	0-0	0	0	0	0	0	0	0	0	0	3
15	Thomas, Charles		0-1	0-1	0-1	0	0	0	1	0	0	0	0	0	6
20	Schlundt, T.J.		0-0	0-0	0-0	0	1	1	1	0	2	0	0	0	9
23	King, Kobe		4-8	2-5	0-0	1	1	2	1	10	0	2	0	1	34
35	Reuvers, Nate		4-4	2-2	0-0	0	1	1	2	10	0	1	1	0	10
	Team					0	1	1							
	Totals		19-49	10-27	10-12	5	13	18	18	58	10	13	1	5	200

FG % 1st Half: 8-27 29.6% 2nd half: 11-22 50.0% Game: 19-49 38.8% Deadball Rebounds
3FG % 1st Half: 4-14 28.6% 2nd half: 6-13 46.2% Game: 10-27 37.0% 0,1
FT % 1st Half: 6-7 85.7% 2nd half: 4-5 80.0% Game: 10-12 83.3%

Officials: Terry Wymer, Keith Kimble, Kelly Pfeifer
Technical fouls: Ohio State-None. Wisconsin-None.
Attendance: 17287

Score by periods	1st	2nd	Total
Ohio State	49	34	**83**
Wisconsin	26	32	**58**

Points	In Paint	Off T/O	2nd Chance	Fast Break	Bench
OSU	36	17	4	6	20
WIS	12	9	2	0	23

Last FG - OSU 2nd-00:32, WIS 2nd-00:12.
Largest lead - OSU by 35 2nd-15:31, WIS by 2 1st-18:26.
OSU led for 36:37. WIS led for 01:15. Game was tied for 02:08.

Score tied - 1 time.
Lead changed - 1 time.

Game 10
Ohio State 71, Michigan 62
Dec. 4, 2017, Columbus

COLUMBUS -- Keita Bates-Diop scored 18 and C.J. Jackson added 17 as Ohio State rallied in the second half to beat Michigan 71-62. The Buckeyes trailed by as many as 20 points in the first half and didn't lead until 7 1/2 minutes had ticked off in the second, when Bates-Diop hit a pair of foul shots to make it 47-46. Ohio State turned on the defense in the second half while sprinting out on a blistering 19-3 run, following a 7-0 burst to end the first half. A Kam Williams jumper with 3:32 left in the game tied it at 60, and Ohio State hit 11 free throws and pulled away, thanks in part to some poor Michigan shooting. Moritz Wagner led the way for Michigan with 14 points, and Zavier Simpson and Muhammad-Ali Abdur-Rahkman each added 11. The Wolverines led 43-30 at the half with six different players hitting a 3-pointer, and Wagner hitting 2 of 3 attempts. Michigan led by as many as 20 in the half, but the 7-0 run - capped by a monster dunk by JaeSean Tate - pulled it closer.

Notes:

- The game marked the 173rd meeting between Ohio State and Michigan.
- The Buckeyes lead the series 97-76 in the series all-time including a 56-27 record in games played in Columbus.
- Ohio State has won three straight games and four of the last five meetings in the series.
- Ohio State is 13-2 vs. Michigan in Value City Arena all-time.
- Ohio State is 5-1 at home this year, 1-0 in Big Ten play.
- Against Big Ten competition at Value City Arena all-time, Ohio State is 102-33.
- Against all-opponents at VCA, Ohio State is 240-45.
- Ohio State completed its first 20+ point comeback victory since defeating the Tennessee Volunteers in the 2007 NCAA Tournament. OSU trailed 49-29 in the first half vs. the Vols and came back to win 85-84. The Buckeyes trailed Michigan 43-23 in the first half Monday and won 71-62
- The Buckeyes picked up their first win of the season when trailing at the half as well as their first win of the season when trailing with five minutes to play.
- The Buckeyes ended the game on a 14-2 run while holding Michigan to two points in the last 4:54 of play.
- The Buckeyes are 7-0 this season when scoring 70-plus points.
- Ohio State held Michigan to just 19 second-half points, the first time holding a Big Ten opponent to 20 or fewer points in a half since holding Penn State to 20 Jan. 26, 2016.
- Ohio State is now 71-33 in Big Ten home openers.
- The last time Ohio State overcame a 10+ point deficit at the half was against Purdue (-12/35-23) March 1, 2015. OSU won that game 65-61. The Buckeyes trailed Michigan 43-30.
- Ohio State made 12 of 16 shots inside the arch in the second half (.750) and 17-21 foul shots (.810)
- The game marked the second time Chris Holtmann has squared off against the Wolverines.

Holtmann holds a 1-1 record against Michigan for his career and 1-0 at the helm of the Buckeyes.

Official Basketball Box Score – Game Totals – Final Statistics
Michigan vs Ohio State
12/4/17 6:30 p.m. at Columbus, Ohio (Value City Arena)

Michigan 62 • 7-3, 1-1 B1G

##	Player		Total FG-FGA	3-Ptr FG-FGA	FT-FTA	Rebounds Off	Def	Tot	PF	TP	A	TO	Blk	Stl	Min
13	Wagner, Moritz	r	5-13	2-5	2-2	3	6	9	4	14	0	3	0	2	31
01	Matthews, Charles	g	2-9	0-3	0-0	1	2	3	3	4	3	2	0	0	32
12	Abdur-Rahkman, M-A	g	3-10	1-4	4-4	2	3	5	3	11	3	0	0	1	37
22	Robinson, Duncan	g	1-7	1-5	0-0	0	2	2	5	3	2	0	0	0	30
55	Brooks, Eli	g	3-5	2-4	0-0	0	1	1	1	8	1	1	0	1	13
02	Poole, Jordan		2-5	0-3	1-3	0	0	0	1	5	0	0	0	0	8
03	Simpson, Zavier		4-5	1-1	2-3	1	3	4	0	11	1	1	0	0	20
04	Livers, Isaiah		0-1	0-1	0-0	1	2	3	0	0	0	0	0	1	10
05	Simmons, Jaaron		0-0	0-0	0-1	1	0	1	1	0	3	0	0	0	7
15	Teske, Jon		1-2	0-0	1-1	2	1	3	2	3	0	1	0	0	9
23	Watson, Ibi		1-2	1-2	0-0	0	0	0	0	3	0	0	0	0	3
	Team					0	1	1							
	Totals		22-59	8-28	10-14	11	21	32	20	62	13	8	0	5	200

FG % 1st Half: 17-30 56.7% 2nd half: 5-29 17.2% Game: 22-59 37.3%
3FG % 1st Half: 7-16 43.8% 2nd half: 1-12 8.3% Game: 8-28 28.6%
FT % 1st Half: 2-4 50.0% 2nd half: 8-10 80.0% Game: 10-14 71.4%
Deadball Rebounds 1

Ohio State 71 • 7-3, 2-0 B1G

##	Player		Total FG-FGA	3-Ptr FG-FGA	FT-FTA	Rebounds Off	Def	Tot	PF	TP	A	TO	Blk	Stl	Min
01	Tate, Jae'Sean	r	6-11	0-1	2-5	1	3	4	2	14	1	1	0	1	37
33	Bates-Diop, Keita	r	5-10	2-3	6-6	0	9	9	0	18	1	1	1	1	36
34	Wesson, Kaleb	r	1-4	0-0	6-8	2	3	5	4	8	1	1	2	0	23
02	Jallow, Musa	g	0-2	0-2	1-2	0	0	0	3	1	1	1	0	0	12
15	Williams, Kam	g	3-5	1-2	0-0	0	2	2	1	7	0	0	0	0	18
03	Jackson, C.J.		4-10	2-6	7-8	0	6	6	3	17	4	2	0	0	28
13	Dakich, Andrew		0-0	0-0	0-0	1	0	1	2	0	3	0	0	0	16
24	Wesson, Andre		0-0	0-0	0-0	0	1	1	3	0	1	3	1	1	9
25	Young, Kyle		3-3	0-0	0-0	1	3	4	0	6	0	1	0	1	21
	Team					1	2	3							
	Totals		22-45	5-14	22-29	6	29	35	18	71	12	10	4	4	200

FG % 1st Half: 10-23 43.5% 2nd half: 12-22 54.5% Game: 22-45 48.9%
3FG % 1st Half: 5-8 62.5% 2nd half: 0-6 0.0% Game: 5-14 35.7%
FT % 1st Half: 5-8 62.5% 2nd half: 17-21 81.0% Game: 22-29 75.9%
Deadball Rebounds 3

Officials: Larry Scirotto, Mike Eades, Ted Valentine
Technical fouls: Michigan-None. Ohio State-None.
Attendance: 12546

Score by periods	1st	2nd	Total
Michigan	43	19	**62**
Ohio State	30	41	**71**

Points	In Paint	Off T/O	2nd Chance	Fast Break	Bench
MICH	28	15	16	4	22
OSU	30	5	4	6	23

Last FG - MICH 2nd-00:16, OSU 2nd-03:38.
Largest lead - MICH by 20 1st-01:31, OSU by 9 2nd-00:05.
MICH led for 28:20. OSU led for 08:05. Game was tied for 03:35.
Score tied - 5 times.
Lead changed - 3 times.

Game 11
Ohio State 97, William & Mary 62
Dec. 9, 2017, Columbus

COLUMBUS -- Keita Bates-Diop scored a career-high 27 points to lead Ohio State to a 97-62 victory against William & Mary. The Buckeyes shot 65 percent from the field and made 11-of-21 3-point shots while dishing out a season-high 19 assists. Ohio State made 10 consecutive shots early in the second half and went on a 16-0 run to lead by 40 with four minutes remaining. David Cohn and Nathan Knight led the way for the Tribe with 15 and 13 points, respectively. Freshman Kaleb Wesson scored 17 points and grabbed seven rebounds, and C.J. Jackson added 16 with six assists for the Buckeyes. William & Mary's Knight entered the game averaging 20.3 points and 8.6 rebounds per game. With the Tribe trailing 28-22, Knight caught a pass off a pick-and-roll and attacked the basket, but Ohio State forward Musa Jallow drew a charge. The next possession, Knight fouled Bates-Diop and went to the bench for the final 7:49 of the half with three fouls. From that moment on, Ohio State outscored William & Mary 20-10. Andre Wesson's 3 with 12:05 showing on the first-half clock gave the Buckeyes a 22-20 lead and began a 27-4 run through the next 11 minutes.

Notes:

- The game marked the first meeting between Ohio State and William & Mary.
- The Buckeyes are 11-2 all-time against members of the Colonial Athletic Association.
- Ohio State shot 64.8 pct. from the field. The Buckeyes are 4-0 this season when shooting over 50 pct..
- The Buckeyes made a season-high 11 3-pointers in the contest.
- Ohio State scored a season-high 97 points, its highest total since scoring 111 against Marshall Nov. 25, 2016.
- The Buckeyes are 8-0 this season when scoring 70+ points.
- Ohio State matched a season high with 19 assists.
- The Buckeyes committed a season-low 12 fouls.
- The game marked the second time Chris Holtmann has squared off against the Tribe.
- Holtmann is 1-1 against William & Mary for his career and 1-0 at the helm of the Buckeyes.
- Jae'Sean Tate scored eight points on a perfect 4-4 from the field while adding three rebounds, three assists, and a block in the contest.
- His eight points moved him past Larry Siegfried to take possession of the 34th spot on the Buckeyes all-time scoring list.
- Keita Bates-Diop poured in a career-high 27 points while grabbing four boards and dishing out two assists.
- Bates-Diop has led the Buckeyes in scoring in six of their 11 contests on the year.
- The Buckeyes are 5-1 in games in which Bates-Diop leads the team in scoring this season.
- Kaleb Wesson scored 17 points adding seven rebounds, two assists, two blocks and three steals in the contest.
- Wesson tied career-high marks in blocks, assists and rebounds while setting a career high for steals.

Official Basketball Box Score – Game Totals – Final Statistics
William & Mary vs Ohio State
12/9/17 12:00 p.m. at Columbus, Ohio (Value City Arena)

William & Mary 62 • 6-3

##	Player		Total FG-FGA	3-Ptr FG-FGA	FT-FTA	Rebounds Off	Def	Tot	PF	TP	A	TO	Blk	Stl	Min
13	Knight, Nathan	r	5-7	0-1	3-4	0	3	3	5	13	0	4	0	0	22
23	Pierce, Justin	r	2-8	0-2	0-0	1	4	5	3	4	1	5	0	0	27
02	Milon, Matt	g	0-2	0-1	0-0	0	0	0	1	0	2	2	0	1	25
10	Burchfield, Connor	g	5-8	2-4	0-0	1	0	1	2	12	0	0	0	0	27
34	Cohn, David	g	7-13	1-3	0-0	0	3	3	2	15	5	2	0	1	34
00	Williams, Jihar		1-3	1-3	0-0	0	0	0	0	3	2	0	0	1	10
12	Loewe, Luke		1-2	0-0	0-0	0	0	0	0	2	0	2	0	0	6
15	Harrison, Cole		4-5	0-0	0-0	1	1	2	2	8	0	0	0	0	11
21	Tot, Oliver		1-2	0-0	0-0	1	1	2	4	2	3	1	0	0	16
22	Rowley, Paul		1-2	1-2	0-2	0	2	2	1	3	0	2	1	0	21
24	Mostafa, Omar		0-0	0-0	0-0	0	0	0	0	0	0	0	0	0	1
	Team					1	0	1							
	Totals		27-52	5-16	3-6	5	14	19	20	62	13	18	1	3	200

FG % 1st Half: 13-26 50.0% 2nd half: 14-26 53.8% Game: 27-52 51.9%
3FG % 1st Half: 4-10 40.0% 2nd half: 1-6 16.7% Game: 5-16 31.3%
FT % 1st Half: 2-2 100.0 2nd half: 1-4 25.0% Game: 3-6 50.0%
Deadball Rebounds 1

Ohio State 97 • 8-3

##	Player		Total FG-FGA	3-Ptr FG-FGA	FT-FTA	Rebounds Off	Def	Tot	PF	TP	A	TO	Blk	Stl	Min
01	Tate, Jae'Sean	r	4-4	0-0	0-1	1	2	3	2	8	3	4	1	0	29
33	Bates-Diop, Keita	r	11-16	2-5	3-4	1	4	5	1	27	2	2	0	1	26
34	Wesson, Kaleb	r	7-10	0-1	3-4	4	3	7	4	17	2	1	2	3	22
03	Jackson, C.J.	g	5-8	4-5	2-2	0	2	2	1	16	6	0	0	1	28
15	Williams, Kam	g	3-4	2-3	5-7	0	3	3	0	13	1	1	0	0	22
02	Jallow, Musa		1-4	0-1	0-1	2	0	2	3	2	0	1	0	0	14
13	Dakich, Andrew		3-3	2-2	0-0	0	3	3	0	8	2	0	0	2	22
14	Lane, Joey		0-3	0-2	0-0	0	0	0	0	0	0	0	0	0	5
24	Wesson, Andre		1-2	1-2	2-2	1	2	3	1	5	3	1	0	0	26
43	Lehmann, Matt		0-0	0-0	0-0	0	0	0	0	0	0	0	0	0	3
45	Fulton, Connor		0-0	0-0	1-2	0	1	1	0	1	0	1	0	0	3
	Team					0	2	2							
	Totals		35-54	11-21	16-23	9	22	31	12	97	19	11	3	7	200

FG % 1st Half: 18-26 69.2% 2nd half: 17-28 60.7% Game: 35-54 64.8%
3FG % 1st Half: 5-10 50.0% 2nd half: 6-11 54.5% Game: 11-21 52.4%
FT % 1st Half: 7-9 77.8% 2nd half: 9-14 64.3% Game: 16-23 69.6%
Deadball Rebounds 3

Officials: Terry Oglesby, Rob Kueneman, Lewis Garrison
Technical fouls: William & Mary-None. Ohio State-None.
Attendance: 11158

Score by periods	1st	2nd	Total
William & Mary	32	30	**62**
Ohio State	48	49	**97**

Points	In Paint	Off T/O	2nd Chance	Fast Break	Bench
WM	38	9	6	10	18
OSU	38	26	13	8	16

Last FG - WM 2nd-00:15, OSU 2nd-00:23.
Largest lead - WM by 3 1st-14:14, OSU by 40 2nd-04:49.
WM led for 03:39. OSU led for 34:49. Game was tied for 01:32.
Score tied - 3 times.
Lead changed - 8 times.

Game 12
Ohio State 80, Appalachian State 67
Dec. 16, 2017, Columbus

COLUMBUS -- Jae'Sean Tate scored 19 points for Ohio State in a 80-67 win against Appalachian State at Value City Arena. Keita Bates-Diop added 18 points and Kaleb Wesson 16 for the Buckeyes, who matched their season-high four-game winning streak that opened the season. Ronshad Shabazz scored 15 points and Delaware, Ohio, native Griffin Kinney had 14 for the Mountaineers in their third straight defeat. A fire alarm delayed the game for 20 minutes with Ohio State leading 48-33. The failure of an exhaust fan in a concessions stand set off the fire alarm, triggering an announcement to evacuate the building. The all-clear was given after nine minutes. Later, after Appalachian State pulled to within nine, the Buckeyes went on a 9-0 run for a 67-47 lead before the Mountaineers made a late push. The Buckeyes led 40-27 at the half. The Buckeyes shot better than 50 percent (30-57) for the second consecutive game and for the third time in the last four outings. Ohio State went to the foul line 23 times (17 makes), marking the third-consecutive game and seventh time this year the Buckeyes have gone to the stripe 20 or more times.

Notes:

- This game marked the first meeting between Ohio State and Appalachian State. The Buckeyes are 1-0 over the Mountaineers and have an 8-3 record over teams representing the Sun Belt Conference.
- The game was delayed at 17:47 (2H) for 20 minutes because of a fire alarm in the arena.
- Ohio State is now 2-0 when C.J. Jackson, Kam Williams, Kaleb Wesson, Jae'Sean Tate and Keita Bates-Diop start for the Buckeyes.
- Ohio State is 7-2 when leading at the half.
- Jae'Sean Tate and Keita Bates-Diop graduated Dec. 17. Tate is graduating with a degree in Sport Industry and Bates-Diop with a degree in Economics.
- The game marked the first time Chris Holtmann has coached against Appalachian State.
- Jae'Sean Tate led the scoring effort with 19 points for the Buckeyes
- Tate now has 1,254 career points. He is now ranked 33rd among all-time leading scorers at Ohio State, passing Ronnie Stokes (1,240).
- Keita Bates-Diop netted 18 points and tied a team-high eight rebounds.
- Bates-Diop recorded a career-high four steals and a season-high three blocks.
- Bates-Diop went a perfect 6-6 from the free throw line.
- Kaleb Wesson recorded eight rebounds, a career-high for him and a tied for the team-high (Bates-Diop) in the game.
- Wesson is now third on the team in rebounds with 54.
- C.J. Jackson led the team with six assists. He had eight points, two rebounds, and two steals.

Official Basketball Box Score – Game Totals – Final Statistics
Appalachian State vs Ohio State
12/16/17 6:00 p.m. at Columbus, Ohio (Value City Arena)

Appalachian State 67 • 5-7

##	Player		Total FG-FGA	3-Ptr FG-FGA	FT-FTA	Rebounds Off	Def	Tot	PF	TP	A	TO	Blk	Stl	Min
00	Johnson, Isaac	r	4-5	0-0	4-4	1	6	7	1	12	1	2	0	1	25
05	Kinney, Griffin	r	4-8	0-0	6-8	4	3	7	4	14	1	3	0	1	24
32	Johnson, Tyrell	r	3-7	1-3	0-0	0	2	2	1	7	0	0	0	0	23
01	Forrest, Justin	g	4-11	1-5	3-5	0	3	3	0	12	0	4	0	0	31
02	Shabazz, Ronshad	g	7-14	0-5	1-1	0	2	2	3	15	3	6	0	1	33
04	Williams, O'Showen		3-5	1-3	0-0	0	2	2	4	7	0	0	0	1	23
14	Holley, Bennett		0-2	0-2	0-0	0	0	0	3	0	0	0	0	0	11
15	Wilson, Jake		0-0	0-0	0-0	1	0	1	1	0	0	1	0	0	8
24	Hinton, Craig		0-1	0-1	0-2	0	0	0	4	0	1	0	0	0	10
34	Cottrell, Zach		0-0	0-0	0-0	0	1	1	0	0	0	0	0	0	4
50	Seacat, Hunter		0-0	0-0	0-0	0	1	1	1	0	0	2	0	0	8
	Team					2	6	8							
	Totals		25-53	3-19	14-20	8	26	34	22	67	6	18	0	4	200

FG % 1st Half: 11-25 44.0% 2nd half: 14-28 50.0% Game: 25-53 47.2%
3FG % 1st Half: 1-7 14.3% 2nd half: 2-12 16.7% Game: 3-19 15.8%
FT % 1st Half: 4-6 66.7% 2nd half: 10-14 71.4% Game: 14-20 70.0%
Deadball Rebounds 2

Ohio State 80 • 9-3

##	Player		Total FG-FGA	3-Ptr FG-FGA	FT-FTA	Rebounds Off	Def	Tot	PF	TP	A	TO	Blk	Stl	Min
01	Tate, Jae'Sean	r	9-12	0-0	1-4	0	4	4	4	19	2	2	0	0	29
33	Bates-Diop, Keita	r	6-14	0-3	6-6	0	8	8	2	18	0	1	3	4	37
34	Wesson, Kaleb	r	6-11	0-1	4-6	5	3	8	5	16	1	1	0	2	18
03	Jackson, C.J.	g	2-7	1-5	3-4	0	2	2	3	8	6	3	0	2	33
15	Williams, Kam	g	4-9	2-4	1-1	0	1	1	1	11	1	1	0	1	25
00	Potter, Micah		0-0	0-0	0-0	0	0	0	0	0	0	0	0	0	1
02	Jallow, Musa		0-0	0-0	0-0	0	0	0	1	0	1	1	0	1	11
13	Dakich, Andrew		1-1	0-0	0-0	0	2	2	0	2	2	1	0	1	17
24	Wesson, Andre		1-1	0-0	2-2	0	1	1	2	4	0	1	0	0	16
25	Young, Kyle		1-2	0-1	0-0	0	1	1	2	2	0	0	0	0	13
	Team					1	2	3							
	Totals		30-57	3-14	17-23	6	24	30	20	80	13	11	3	11	200

FG % 1st Half: 14-28 50.0% 2nd half: 16-29 55.2% Game: 30-57 52.6%
3FG % 1st Half: 1-8 12.5% 2nd half: 2-6 33.3% Game: 3-14 21.4%
FT % 1st Half: 11-14 78.6% 2nd half: 6-9 66.7% Game: 17-23 73.9%
Deadball Rebounds 1

Officials: Bill Ek, Edwin Young, Andy O'Brien
Technical fouls: Appalachian State-None. Ohio State-None.
Attendance: 12616
Game delayed 20 minutes at 17:47 (2H) for fire alarm in arena.

Score by periods	1st	2nd	Total
Appalachian State	27	40	**67**
Ohio State	40	40	**80**

Points	In Paint	Off T/O	2nd Chance	Fast Break	Bench
APP	40	18	9	6	7
OSU	50	16	9	10	8

Last FG - APP 2nd-00:18, OSU 2nd-02:47.
Largest lead - APP None, OSU by 21 2nd-07:35.
APP led for 00:00. OSU led for 39:02. Game was tied for 00:58.
Score tied - 0 times.
Lead changed - 0 times.

Game 13
Ohio State 94, The Citadel 65
Dec. 19, 2017, Columbus

COLUMBUS -- Kam Williams and Keita Bates-Diop each scored 17 points as Ohio State won its fifth-consecutive game with a 94-65 win over The Citadel. C.J. Jackson added 13 points and Andrew Dakich 10 for the Buckeyes. Kaiden Rice had 14 points, and Alex Reed and Zane Najdawi added 11 apiece for the Bulldogs. Ohio State led 44-23 at the half and built the margin to 39 at 88-49 with five minutes left. The Bulldogs were 12th in the nation in scoring at 89.3 points per game but much of that is predicated on getting points from their press and hitting shots. They had neither working when OSU took a 21-point halftime lead. The Bulldogs usually start two freshmen and two sophomores and have had as many as four frosh players on the court at the same time, so there continues to be growing pains. Six of the 12 players are freshmen. The Citadel is one of seven Division I schools without a senior on the roster. After making 3 of 14 3-pointers in the previous game against Appalachian State, the Buckeyes made improvements by hitting 13 of 35 vs. the Bulldogs.

Notes:

- The game marked the first meeting between Ohio State and the Citadel.
- The Buckeyes are 18-1 all-time against members of the Southern Conference.
- The Citadel attempted 43 3-pointers in the contest. This was the third-most 3-pointers Ohio State has allowed since 1996, and the most allowed since Nov. 25, 2007 when VMI attempted 49.
- Ohio State recorded a season-high 27 assists on the night.
- The Buckeyes attempted a season-high 74 shots on the night.
- This marks the first time the Buckeyes have recorded 25+ assists since Dec. 22, 2014 against Miami (OH).
- Ohio State shot 50 pct. from the field. It is 6-0 on the season when shooting 50% or better.
- Ohio State held the Citadel to 32.4 pct. from the field. This is a season-low for opponent field goal percentage for the season.
- The Buckeyes are 9-1 when holding opponent to less than 50 pct. shooting on the season.
- The Buckeyes are 10-0 this season when scoring 70+ points.
- The game marked the third time a Chris Holtmann team has squared off against The Citadel.
- Holtmann is 3-0 record against The Citadel for his career and 1-0 at the helm of the Buckeyes.
- Keita Bates-Diop tied for the team lead with 17 points while grabbing four boards and dishing out two assists.
- Bates-Diop has led the Buckeyes in scoring in seven games this season.
- The Buckeyes are 6-1 in games in which Bates-Diop leads the team in scoring this season.
- Andrew Dakich scored a career-high 10 points and tied a career high in assists with five and rebounds with four. He also recorded a block.
- Dakich's set career highs in field goals attempted (four), 3-point field goals attempted (three) while tying career highs in field goals (three) and made 3-pointers (two).

Official Basketball Box Score -- Game Totals -- Final Statistics
The Citadel vs Ohio State
12/19/17 7:00 p.m. at Columbus, Ohio (Value City Arena)

The Citadel 65 • 5-7

##	Player		Total FG-FGA	3-Ptr FG-FGA	FT-FTA	Rebounds Off	Def	Tot	PF	TP	A	TO	Blk	Stl	Min
25	Alex Reed	f	4-6	3-5	0-0	0	0	0	0	11	0	0	0	1	20
35	Zane Najdawi	f	4-13	1-6	2-2	3	3	6	2	11	1	0	0	0	25
01	Frankie Johnson	g	0-2	0-0	0-0	0	0	0	1	0	0	0	0	0	7
04	Tariq Simmons	g	4-11	1-6	0-0	1	3	4	0	9	0	2	0	0	22
23	Kaelon Harris	g	1-2	1-2	0-0	2	4	6	2	3	2	4	0	0	17
02	Quayson Williams		0-6	0-2	1-2	2	5	7	2	1	1	4	0	2	21
03	Matt Frierson		1-7	1-6	0-0	0	1	1	0	3	4	1	0	1	24
05	Rob Johnson		1-5	0-2	1-2	0	2	2	0	3	0	1	0	0	13
10	Leandro Allende		1-2	0-1	0-0	0	0	0	1	2	0	0	0	1	10
11	Kaiden Rice		4-12	4-10	2-2	1	0	1	0	14	1	0	0	1	15
32	Derek Webster, Jr.		0-0	0-0	0-0	2	0	2	2	0	1	2	1	0	8
33	Hayden Brown		3-5	2-3	0-0	2	3	5	2	8	3	2	0	1	18
	Team					4	1	5							
	Totals		23-71	13-43	6-8	17	22	39	12	65	13	16	1	7	200

FG % 1st Half:	8-35 22.9%	2nd half:	15-36 41.7%	Game:	23-71 32.4%	Deadball Rebounds
3FG % 1st Half:	5-25 20.0%	2nd half:	8-18 44.4%	Game:	13-43 30.2%	2
FT % 1st Half:	2-2 100.0	2nd half:	4-6 66.7%	Game:	6-8 75.0%	

Ohio State 94 • 10-3

##	Player		Total FG-FGA	3-Ptr FG-FGA	FT-FTA	Rebounds Off	Def	Tot	PF	TP	A	TO	Blk	Stl	Min
01	Tate, Jae'Sean	f	4-4	0-0	0-0	0	5	5	1	8	3	1	1	1	18
33	Bates-Diop, Keita	f	7-11	3-6	0-0	1	3	4	0	17	4	3	1	2	18
34	Wesson, Kaleb	f	3-5	1-1	2-2	2	3	5	2	9	0	0	1	0	21
02	Jallow, Musa	g	1-5	0-2	1-1	0	1	1	1	3	3	2	0	1	25
03	Jackson, C.J.	g	5-10	3-7	0-0	0	2	2	1	13	7	2	0	1	22
00	Potter, Micah		2-6	0-0	0-0	6	2	8	2	4	2	2	0	3	19
13	Dakich, Andrew		3-4	2-3	2-2	0	4	4	1	10	5	0	1	0	16
14	Lane, Joey		0-2	0-2	2-2	0	3	3	2	2	0	0	0	0	5
15	Williams, Kam		7-13	3-7	0-0	1	1	2	1	17	1	0	0	1	20
24	Wesson, Andre		3-5	1-3	0-0	1	2	3	0	7	2	0	0	0	18
25	Young, Kyle		2-5	0-0	0-2	4	4	8	1	4	0	2	0	0	12
43	Lehmann, Matt		0-2	0-2	0-0	0	0	0	0	0	0	0	0	0	3
45	Fulton, Connor		0-2	0-2	0-0	0	0	0	0	0	0	0	0	0	3
	Team					1	1	2							
	Totals		37-74	13-35	7-9	16	31	47	12	94	27	12	4	9	200

FG % 1st Half:	19-32 59.4%	2nd half:	18-42 42.9%	Game:	37-74 50.0%	Deadball Rebounds
3FG % 1st Half:	4-13 30.8%	2nd half:	9-22 40.9%	Game:	13-35 37.1%	1
FT % 1st Half:	2-4 50.0%	2nd half:	5-5 100.0	Game:	7-9 77.8%	

Officials: DJ Carstensen, Courtney Green, John Floyd
Technical fouls: The Citadel-None. Ohio State-None.
Attendance: 10752

Score by periods	1st	2nd	Total
The Citadel	23	42	**65**
Ohio State	44	50	**94**

Points	In Paint	Off T/O	2nd Chance	Fast Break	Bench
CIT	18	19	10	2	31
OSU	40	24	13	22	44

Last FG - CIT 2nd-00:09, OSU 2nd-03:50.
Largest lead - CIT None, OSU by 39 2nd-05:31.
CIT led for 00:00. OSU led for 39:21. Game was tied for 00:39.

Score tied - 1 time.
Lead changed - 0 times.

Game 14
No. 5 North Carolina 86, Ohio State 72
Dec. 23, 2017, New Orleans

NEW ORLEANS -- Joel Berry II and Theo Pinson each scored 19 points as No. 5 North Carolina topped Ohio State, 86-72. Pinson scored six points on flawless free throw shooting inside the final 1:06 of the game as the Tar Heels kept the Buckeyes at bay in the CBSSports Classic. Cameron Johnson - a graduate transfer from Pittsburgh whose recent debut was delayed by injuries - scored 13 points in just his second game for North Carolina, which had 13 3-pointers Keita Bates-Diop had 26 points - one point shy of his career high - for Ohio State. He shot 10 of 17 for the game and scored 19 points in the second half, including eight consecutive for Ohio State during a late 13-4 run that briefly pulled the Buckeyes within 78-69 with 1:10 to play. C.J. Jackson scored the first 11 points for Ohio State before finishing with 19 for the game, while Kaleb Wesson added 12 points.

Notes:

- This is the fourth time that the Buckeyes have played in the CBS Sports Classic, which debuted Dec. 20, 2014.
- Ohio State is now 2-12 against North Carolina all-time and 1-3 in the CBS Sports Classic.
- Ohio State now holds an 8-16 record all-time vs. teams ranked No. 5 in the Associated Press Poll.
- The Buckeyes are now 67-49 all-time vs. teams currently representing the Atlantic Coast Conference.
- Chris Holtmann is now 1-3 vs. North Carolina and 13-17 overall against opponents ranked among the Associated Press Top 25.
- Keita Bates-Diop led the Buckeyes with 26 points. Bates-Diop has now scored in double-figures in nine consecutive games and in 13 of 14 games this season.
- Bates-Diop went a perfect 4-4 from the line.
- Jae'Sean Tate grabbed nine boards in the contest and tied his career-high assists total with six.
- Tate added nine points to the Buckeye scoring effort.
- C.J. Jackson netted 19 points with four rebounds, two assists, and two steals.
- This was his second consecutive game scoring in double-figures. His longest double-figure scoring streak is four games.
- Kaleb Wesson scored 12 points and went 6-7 from the line.
- Andrew Dakich tied his career-high with two steals. He dished out two assists and scored four points.

Official Basketball Box Score -- Game Totals -- Final Statistics
Ohio State vs North Carolina
12/23/17 12:30 p.m. at Smoothie King Center, New Orleans, La.

Ohio State 72 • 10-4

##	Player		Total FG-FGA	3-Ptr FG-FGA	FT-FTA	Rebounds Off	Def	Tot	PF	TP	A	TO	Blk	Stl	Min
01	Tate, Jae'Sean	f	4-11	0-1	1-2	2	7	9	5	9	6	2	0	2	31
33	Bates-Diop, Keita	f	10-17	2-6	4-4	0	5	5	4	26	0	4	1	1	27
34	Wesson, Kaleb	f	3-6	0-0	6-7	0	3	3	3	12	1	1	0	1	21
02	Jallow, Musa	g	0-2	0-1	0-0	0	0	0	3	0	1	0	0	1	16
03	Jackson, C.J.	g	6-13	3-6	4-6	0	4	4	2	19	2	3	0	2	32
00	Potter, Micah		1-2	0-1	0-0	0	1	1	0	2	0	0	1	0	8
13	Dakich, Andrew		2-3	0-0	0-0	0	1	1	1	4	1	1	0	2	19
15	Williams, Kam		0-3	0-0	0-0	0	0	0	2	0	0	2	0	0	24
24	Wesson, Andre		0-1	0-1	0-0	0	1	1	2	0	0	0	0	0	15
25	Young, Kyle		0-1	0-0	0-0	1	0	1	0	0	0	1	0	0	7
	Team					0	0	0	1						
	Totals		26-59	5-16	15-19	3	22	25	23	72	11	14	2	9	200

FG % 1st Half:	10-26 38.5%	2nd half:	16-33 48.5%	Game:	26-59 44.1%	Deadball Rebounds
3FG % 1st Half:	3-8 37.5%	2nd half:	2-8 25.0%	Game:	5-16 31.3%	4
FT % 1st Half:	4-5 80.0%	2nd half:	11-14 78.6%	Game:	15-19 78.9%	

North Carolina 86 • 11-2

##	Player		Total FG-FGA	3-Ptr FG-FGA	FT-FTA	Rebounds Off	Def	Tot	PF	TP	A	TO	Blk	Stl	Min
01	Theo Pinson	f	4-11	1-2	10-10	2	3	5	3	19	1	3	0	1	30
15	Garrison Brooks	f	2-4	0-0	0-0	2	1	3	1	4	0	0	0	0	22
32	Luke Maye	f	3-8	1-2	2-2	1	9	10	3	9	4	1	1	2	31
02	Joel Berry II	g	7-14	3-8	2-3	0	3	3	3	19	1	2	0	1	28
24	Kenny Williams	g	1-4	1-3	0-2	0	3	3	2	3	3	1	1	1	27
03	Andrew Platek		0-1	0-0	0-0	1	0	1	0	0	0	2	0	0	8
04	Brandon Robinson		1-1	1-1	2-2	1	0	1	2	5	2	1	0	0	8
05	Jalek Felton		4-5	4-5	0-0	0	4	4	0	12	5	3	0	0	12
11	Shea Rush		0-0	0-0	0-0	0	1	1	0	0	0	0	0	0	0+
13	Cameron Johnson		4-7	2-4	4-4	2	3	5	2	14	0	4	0	1	23
21	Sterling Manley		0-2	0-0	1-2	0	2	2	1	1	1	0	0	0	11
22	Walker Miller		0-0	0-0	0-0	0	0	0	0	0	0	0	0	0	0+
25	Aaron Rohlman		0-0	0-0	0-0	0	0	0	0	0	0	0	0	0	0+
42	Brandon Huffman		0-0	0-0	0-0	0	0	0	0	0	0	0	0	0	0+
	Team					0	1	1							
	Totals		26-57	13-25	21-25	9	30	39	17	86	17	17	2	6	200

FG % 1st Half:	14-31 45.2%	2nd half:	12-26 46.2%	Game:	26-57 45.6%	Deadball Rebounds
3FG % 1st Half:	9-16 56.3%	2nd half:	4-9 44.4%	Game:	13-25 52.0%	4
FT % 1st Half:	4-6 66.7%	2nd half:	17-19 89.5%	Game:	21-25 84.0%	

Officials: Roger Ayers, Patrick Evans, Tom Eades
Technical fouls: Ohio State-TEAM. North Carolina-None.
Attendance: 8119
CBS Sports Classic, Game 1
Technical foul on OSU bench with 4.7 secs left in 1st half.

Score by periods	1st	2nd	Total
Ohio State	27	45	**72**
North Carolina	41	45	**86**

Points	In Paint	Off T/O	2nd Chance	Fast Break	Bench
OSU	34	19	2	9	6
NC	20	16	5	13	32

Last FG - OSU 2nd-00:51, NC 2nd-02:03.
Largest lead - OSU by 3 1st-07:18, NC by 19 2nd-03:40.
OSU led for 01:08. NC led for 32:37. Game was tied for 06:11.

Score tied - 7 times.
Lead changed - 4 times.

Game 15
Ohio State 72, Miami, Ohio 59
Dec. 30, 2017, Columbus

COLUMBUS -- Keita Bates-Diop scored 19 points as Ohio State pulled away in the second half to beat in-state rival Miami 72-59. C.J. Jackson added 16 points and Kam Williams had 15 for the Buckeyes, who wrapped up their nonconference schedule. The Redhawks got within three points of the Buckeyes with six minutes left in the game after a Dalonte Brown layup. But Jackson and Williams responded with back-to-back 3-pointers on the way to a 15-2 run as the Buckeyes opened the gap. The Buckeyes have won six of their last seven, with the only loss to No. 5 North Carolina a week ago. Darian Ringo led the Redhawks with 16 points, and Bam Bowman came off the bench to score 15. The Buckeyes held on to 35-28 lead at the intermission, with Musa Jallow hitting a 3-pointer with 43 seconds left in the half to open up the margin. Both teams shot 38 percent in the half, with Ohio State hitting just 1 of their first 9 attempts from the floor.

Notes:

- The victory for Ohio State improves its record to 234-76 versus teams from Ohio.
- Ohio State has won seven of the last eight meetings with the RedHawks including the last four.
- The Buckeyes held their largest lead of 17 points in the second half.
- The Scarlet and Gray is now 11-4 on the year.
- Four Buckeyes scored in double figures.
- Chris Holtmann has a 6-5 career record versus teams from Ohio.
- Jae'Sean Tate scored 11 points and added five rebounds.
- Tate is tied with Jared Sullinger for the No. 32 spot in all-time scoring at Ohio State with 1,282 points.
- Tate has scored in double figures nine times this season
- Keita Bates-Diop scored a game-high 19 points for the Buckeyes while leading the team with nine rebounds.
- Bates-Diop has scored in double figures 14 times this year.
- Bates-Diop tallied a career high five blocks.
- The last Buckeye with five blocks in a game was Trevor Thompson vs. Fairleigh Dickinson (12/3/16).
- C.J. Jackson totaled 16 points, five rebounds and a team-high six assists.
- Jackson went 4-for-6 from behind the arc.
- Jackson has 11 games on the year with at least 10 points.
- Kam Williams scored 15 points on the night, connecting on all three 3-pointers.
- Williams has 5 games on the year with at least 10 points.

Official Basketball Box Score -- Game Totals -- Final Statistics
Miami (Ohio) vs Ohio State
12/30/17 12:00 p.m. at Columbus, Ohio (Value City Arena)

Miami (Ohio) 59 • 7-6

##	Player		Total FG-FGA	3-Ptr FG-FGA	FT-FTA	Rebounds Off	Def	Tot	PF	TP	A	TO	Blk	Stl	Min
11	McLANE, Logan	f	1-4	0-2	0-0	0	1	1	1	2	0	0	0	0	15
20	BROWN, Dalonte	f	2-8	0-3	0-0	1	6	7	5	4	0	1	0	0	21
01	SIBANDE, Nike	g	6-19	2-10	0-0	2	4	6	1	14	2	3	0	0	40
12	RINGO, Darrian	g	5-9	0-2	6-7	1	4	5	4	16	8	5	0	4	34
13	WRIGHT, Jake	g	3-7	2-6	0-0	0	3	3	1	8	0	0	0	1	40
02	MILLS, Rod		0-3	0-2	0-0	0	2	2	3	0	0	0	0	0	10
04	COLEMAN-LANDS,Isaia		0-1	0-1	0-0	0	0	0	0	0	0	2	0	0	6
05	AYAH, Precious		0-0	0-0	0-0	0	1	1	2	0	0	0	1	0	5
14	BOWMAN, Bam		5-9	5-7	0-0	1	4	5	3	15	1	3	0	0	29
	Team					6	2	8							
	Totals		22-60	9-33	6-7	11	27	38	20	59	11	14	1	5	200

FG % 1st Half:	10-26 38.5%	2nd half:	12-34 35.3%	Game:	22-60 36.7%	Deadball Rebounds
3FG % 1st Half:	5-17 29.4%	2nd half:	4-16 25.0%	Game:	9-33 27.3%	1
FT % 1st Half:	3-4 75.0%	2nd half:	3-3 100.0	Game:	6-7 85.7%	

Ohio State 72 • 11-4

##	Player		Total FG-FGA	3-Ptr FG-FGA	FT-FTA	Rebounds Off	Def	Tot	PF	TP	A	TO	Blk	Stl	Min
01	Tate, Jae'Sean	f	4-8	0-1	3-4	1	4	5	3	11	1	1	0	0	28
33	Bates-Diop, Keita	f	6-18	0-6	7-10	2	7	9	2	19	2	2	5	1	37
34	Wesson, Kaleb	f	1-7	0-1	5-5	4	3	7	0	7	1	2	0	2	24
03	Jackson, C.J.	g	6-9	4-6	0-0	0	5	5	5	16	6	3	0	1	34
15	Williams, Kam	g	5-8	3-3	2-2	0	2	2	0	15	0	0	0	0	29
00	Potter, Micah		0-3	0-2	1-2	1	2	3	0	1	0	0	0	0	7
02	Jallow, Musa		1-1	1-1	0-0	0	0	0	0	3	0	1	0	0	16
13	Dakich, Andrew		0-0	0-0	0-0	0	1	1	0	0	0	2	0	0	11
24	Wesson, Andre		0-1	0-0	0-0	0	1	1	0	0	0	0	0	0	8
25	Young, Kyle		0-0	0-0	0-0	0	0	0	1	0	0	0	0	0	6
	Team					1	2	3							
	Totals		23-55	8-20	18-23	9	27	36	11	72	10	11	5	4	200

FG % 1st Half:	10-26 38.5%	2nd half:	13-29 44.8%	Game:	23-55 41.8%	Deadball Rebounds
3FG % 1st Half:	4-11 36.4%	2nd half:	4-9 44.4%	Game:	8-20 40.0%	1
FT % 1st Half:	11-13 84.6%	2nd half:	7-10 70.0%	Game:	18-23 78.3%	

Officials: Bo Boroski, Steve McJunkins, Donnie Eppley
Technical fouls: Miami (Ohio)-None. Ohio State-None.
Attendance: 15131

Score by periods	1st	2nd	Total
Miami (Ohio)	28	31	**59**
Ohio State	35	37	**72**

Points	In Paint	Off T/O	2nd Chance	Fast Break	Bench
MIAMI	24	11	8	8	15
OSU	22	18	15	7	4

Last FG - MIAMI 2nd-00:34, OSU 2nd-02:19.
Largest lead - MIAMI by 1 1st-16:54, OSU by 17 2nd-14:13.
MIAMI led for 00:42. OSU led for 36:31. Game was tied for 02:46.

Score tied - 2 times.
Lead changed - 2 times.

Game 16
Ohio State 92, Iowa 81
Jan. 4, 2018, Iowa City

IOWA CITY -- Keita Bates-Diop scored 27 points with 13 rebounds, Jae'Sean Tate had 18 points and Ohio State cruised past Iowa 92-81, its seventh win in its last eight games. Kam Williams scored 13 points for the surging Buckeyes, who also notched their sixth road win in their last eight tries at Iowa. Ohio State jumped all over the Hawkeyes at the outset, grabbing a 17-point lead late in the first half. Iowa went on a 12-0 run to climb within five early in the second half, but the Buckeyes' lead was back up to 15 after a 10-0 run. C.J. Jackson had 12 for Ohio State. Tyler Cook scored 21 points with nine boards and Jordan Bohannon had 15 points with 10 assists to lead Iowa, which has dropped two straight. Chris Holtmann, head coach of the Buckeyes, became the first Ohio State head coach to win his first three games in Big Ten Conference play. The Buckeyes started conference play with a road win at Wisconsin and a home victory over Michigan in early December of 2017.

Notes:

- The game marked the 151st meeting between Ohio State and Iowa.
- The Buckeyes are 74-77 all-time against the Hawkeyes all-time.
- Ohio State has won six of the last eight games played in Iowa City.
- The Buckeyes are 10-2 this season when leading at the half.
- Ohio State is 11-1 on the year when leading with five minutes remaining.
- Ohio State is 7-0 on the season when shooting 50 pct. or better on the season.
- The Buckeyes are 12-1 when scoring 70+ points this season.
- Ohio State recorded its fourth 90+ point total of the season.
- Ohio State is 8-2 this season when Keita Bates-Diop is the team's leading scorer.
- The Buckeyes tied a season-low with nine turnovers in the contest.
- The Buckeyes are 11-2 when holding opponent to less than 50 pct. shooting on the season.
- The game marked the second time Chris Holtmann has squared off against the Hawkeyes in his career.
- Holtmann holds a 1-1 record against Iowa for his career and 1-0 at the helm of the Buckeyes.
- Holtmann is the first coach in Ohio State history to win the first three games of the Big Ten Conference season.
- Keita Bates-Diop recorded his seventh double-double of the season and the 13th of his career while tying a career-high with 27 points and grabbing a season-high 13 rebounds.
- The Buckeyes are 6-1 this season when Bates-Diop records a double-double and 12-1 for his career.
- Bates-Diop surpassed 900 career points in the contest and sits at total of 908 for his career. Bates-Diop is on pace to become the 55th Buckeye to record 1,000 career points.
- Keita Bates-Diop recorded a double-double with 27 points and 13 rebounds. The effort marked the 900th game in Ohio State history in which a Buckeye recorded a double-double. Ohio State is 628-272.

Official Basketball Box Score – Game Totals – Final Statistics
Ohio State vs Iowa
01/04/18 6 p.m. at Carver-Hawkeye Arena - Iowa City, IA

Ohio State 92 • 12-4, 3-0

##	Player		Total FG-FGA	3-Ptr FG-FGA	FT-FTA	Rebounds Off	Def	Tot	PF	TP	A	TO	Blk	Stl	Min
01	Tate, Jae'Sean	f	6-12	1-2	5-7	0	7	7	1	18	0	4	1	1	34
33	Bates-Diop, Keita	f	10-17	2-6	5-6	1	12	13	2	27	1	0	2	1	34
34	Wesson, Kaleb	f	4-6	0-0	2-2	2	1	3	5	10	1	0	0	0	19
03	Jackson, C.J.	g	5-10	1-3	1-2	2	0	2	3	12	4	3	0	1	22
15	Williams, Kam	g	5-8	3-6	0-1	0	3	3	1	13	0	1	1	1	26
00	Potter, Micah		3-7	0-1	0-0	3	2	5	4	6	0	0	0	0	15
02	Jallow, Musa		1-2	0-1	0-0	0	0	0	0	2	3	0	0	1	8
13	Dakich, Andrew		1-2	0-0	0-1	1	1	2	2	2	6	0	0	1	26
24	Wesson, Andre		0-1	0-1	1-2	0	0	0	3	1	1	1	1	0	12
25	Young, Kyle		0-1	0-0	1-2	1	1	2	1	1	0	0	0	0	4
	Team					0	1	1							
	Totals		35-66	7-20	15-23	10	28	38	22	92	16	9	5	6	200

FG % 1st Half: 18-33 54.5% 2nd half: 17-33 51.5% Game: 35-66 53.0%
3FG % 1st Half: 5-13 38.5% 2nd half: 2-7 28.6% Game: 7-20 35.0%
FT % 1st Half: 5-6 83.3% 2nd half: 10-17 58.8% Game: 15-23 65.2%
Deadball Rebounds 4

Iowa 81 • 9-8, 0-4

##	Player		Total FG-FGA	3-Ptr FG-FGA	FT-FTA	Rebounds Off	Def	Tot	PF	TP	A	TO	Blk	Stl	Min
05	Cook, Tyler	f	7-15	0-0	7-8	6	3	9	3	21	0	1	1	0	27
51	Baer, Nicholas	f	4-7	2-4	0-0	1	1	2	5	10	1	1	1	1	24
55	Garza, Luka	f	4-7	1-3	6-8	2	4	6	2	15	0	0	1	0	26
03	Bohannon, Jordan	g	6-13	1-5	2-2	0	1	1	4	15	10	1	0	0	30
04	Moss, Isaiah	g	3-10	1-2	0-2	2	2	4	2	7	3	2	1	0	21
00	Wagner, Ahmad		0-0	0-0	0-1	2	1	3	2	0	1	0	0	0	9
01	Dailey, Maishe		4-10	1-2	0-0	0	3	3	0	9	1	0	0	0	23
02	Nunge, Jack		1-3	1-1	0-0	1	1	2	1	3	0	2	0	0	8
15	Kriener, Ryan		0-0	0-0	0-0	1	1	2	0	0	0	1	1	0	8
24	Ellingson, Brady		0-2	0-0	0-0	0	0	0	0	0	0	0	0	0	6
35	Pemsl, Cordell		0-1	0-0	1-2	0	5	5	1	1	1	2	0	0	18
	Team					0	3	3							
	Totals		29-68	7-17	16-23	15	25	40	20	81	17	11	5	1	200

FG % 1st Half: 12-29 41.4% 2nd half: 17-39 43.6% Game: 29-68 42.6%
3FG % 1st Half: 3-7 42.9% 2nd half: 4-10 40.0% Game: 7-17 41.2%
FT % 1st Half: 5-11 45.5% 2nd half: 11-12 91.7% Game: 16-23 69.6%
Deadball Rebounds 3

Officials: Terry Wymer, Larry Scirotto, Brooks Wells
Technical fouls: Ohio State-None. Iowa-None.
Attendance: 10933
Fouled Out - Ohio State: Wesson (00:43); Iowa: Baer (00:09)

Score by periods	1st	2nd	Total
Ohio State	46	46	**92**
Iowa	32	49	**81**

Points	In Paint	Off T/O	2nd Chance	Fast Break	Bench
OSU	42	11	14	8	12
IOWA	26	8	24	2	13

Last FG - OSU 2nd-00:51, IOWA 2nd-00:20.
Largest lead - OSU by 17 1st-01:20, IOWA by 3 1st-17:58.
OSU led for 35:08. IOWA led for 01:50. Game was tied for 03:02.
Score tied - 4 times.
Lead changed - 1 time.

Game 17
Ohio State 80,
No. 1 Michigan State 64
Jan. 7, 2018, Columbus

COLUMBUS -- Keita Bates-Diop scored a career-high 32 points, and the Buckeyes stunned No. 1 Michigan State 80-64, bringing the fans at Value City Arena streaming onto the court to celebrate. Ohio State put together an electrifying 12-0 run to finish the first half and then kept its foot on the gas. The Spartans lost for the first time in their last 15 games, dating back to a seven-point loss to then-No. 1 Duke on Nov. 14. The Buckeyes thumped a Michigan State team that was leading the nation in most offensive categories but shot poorly and committed a dozen turnovers. The Spartans, who came in leading the nation with a 53.3 field-goal percentage, shot just 39 percent. Joshua Langford and Miles Bridges each scored 17 points. Bates-Diop hit 12 of 21 attempts from the floor, including 2 of 4 from the 3-point line. He had tied his career high with 27 points against Iowa three days ago. C.J. Jackson added 14 points for Ohio State. Kam Williams opened up the second half with a slam, and the Buckeyes never trailed again. Michigan State pulled to within 14 points with 6:25 left but couldn't get closer.

Notes:

- The game marked the 125th meeting between Ohio State and Michigan State.
- The Buckeyes are 57-68 all-time against the Spartans, and 37-23 at home.
- Ohio State is 3-3 against Michigan State when the Spartans are ranked in the Top 5.
- Ohio State's last win vs. a Top 5 opponent was a 74-67 victory Dec. 19, 2015 against Kentucky.
- The Buckeyes are 9-11 all-time against No. 1 ranked teams.
- Ohio State's last win against a No. 1 ranked team was 49-48 win over Wisconsin Feb. 25, 2007 in Columbus.
- The win was the 245th home win at Value City Arena against just 45 defeats over the 20 years the Buckeyes have played in the venue. Ohio State is 103-33 vs. Big Ten opponents at VCA.
- Ohio State held Michigan State to a season-low 33.3 percent shooting in the first half.
- The Buckeyes are 11-2 this season when leading at the half.
- Ohio State is 12-1 on the year when leading with five minutes remaining in the game.
- Ohio State is 8-0 on the season when shooting 50 percent or better from the field.
- The Buckeyes are 13-1 when scoring 70 or more points this season.
- Ohio State is 9-2 this season when Keita Bates-Diop is the team's leading scorer.
- The Buckeyes committed a season-low six turnovers in the contest.
- The Buckeyes are 12-2 when holding opponent to less than 50 percent shooting on the season.
- Ohio State is 10-2 on the season when leading at the half.
- The game marked the first time Chris Holtmann has faced Michigan State in his career.

Official Basketball Box Score – Game Totals – Final Statistics
Michigan State vs Ohio State
01/07/18 4:30 p.m. at Columbus, Ohio (Value City Arena)

Michigan State 64 • 15-2, 3-1 B1G

##	Player		Total FG-FGA	3-Ptr FG-FGA	FT-FTA	Rebounds Off	Def	Tot	PF	TP	A	TO	Blk	Stl	Min
02	Jackson Jr., Jaren	f	4-7	1-2	2-2	1	1	2	5	11	1	1	1	1	24
22	Bridges,Miles	f	7-19	2-8	1-1	1	6	7	1	17	2	1	0	0	32
44	Ward,Nick	f	0-1	0-0	3-4	4	6	10	3	3	0	3	0	1	26
01	Langford,Joshua	g	6-11	2-4	3-3	1	2	3	5	17	0	3	0	0	32
05	Winston,Cassius	g	4-10	2-6	2-2	0	3	3	0	12	6	1	0	0	32
11	Nairn Jr., Lourawls		1-3	0-2	0-0	0	1	1	0	2	3	0	0	0	21
20	McQuaid,Matt		0-4	0-2	0-1	1	1	2	2	0	0	1	0	0	16
23	Tillman,Xavier		0-0	0-0	0-0	0	0	0	0	0	0	0	0	0	3
25	Goins,Kenny		0-3	0-1	0-0	0	0	0	1	0	1	0	0	1	10
34	Schilling,Gavin		1-1	0-0	0-0	1	4	5	0	2	0	1	0	0	4
	Team					2	3	5				1			
	Totals		23-59	7-25	11-13	11	27	38	17	64	13	12	1	3	200

FG % 1st Half: 10-30 33.3% 2nd half: 13-29 44.8% Game: 23-59 39.0%
3FG % 1st Half: 3-11 27.3% 2nd half: 4-14 28.6% Game: 7-25 28.0%
FT % 1st Half: 6-6 100.0 2nd half: 5-7 71.4% Game: 11-13 84.6%
Deadball Rebounds 0

Ohio State 80 • 13-4, 4-0 B1G

##	Player		Total FG-FGA	3-Ptr FG-FGA	FT-FTA	Rebounds Off	Def	Tot	PF	TP	A	TO	Blk	Stl	Min
01	Tate, Jae'Sean	f	4-7	0-2	5-9	0	3	3	1	13	3	1	1	2	33
33	Bates-Diop, Keita	f	12-21	2-4	6-7	1	6	7	2	32	0	1	1	3	35
03	Jackson, C.J.	g	6-11	2-3	0-0	1	5	6	2	14	3	0	0	0	29
15	Williams, Kam	g	4-6	2-2	0-0	0	4	4	2	10	0	0	0	0	28
34	Wesson, Kaleb	g	4-9	0-0	0-1	1	3	4	3	8	5	1	1	0	27
00	Potter, Micah		0-0	0-0	0-0	0	0	0	4	0	0	1	1	0	4
02	Jallow, Musa		0-0	0-0	0-0	0	2	2	1	0	0	0	0	0	10
13	Dakich, Andrew		1-1	1-1	0-0	0	1	1	1	3	3	1	0	0	13
24	Wesson, Andre		0-2	0-2	0-0	1	2	3	1	0	1	0	0	0	9
25	Young, Kyle		0-2	0-1	0-0	0	0	0	1	0	0	1	0	1	12
	Team					2	1	3							
	Totals		31-59	7-15	11-17	6	27	33	18	80	15	6	4	6	200

FG % 1st Half: 17-37 45.9% 2nd half: 14-22 63.6% Game: 31-59 52.5%
3FG % 1st Half: 5-9 55.6% 2nd half: 2-6 33.3% Game: 7-15 46.7%
FT % 1st Half: 2-2 100.0 2nd half: 9-15 60.0% Game: 11-17 64.7%
Deadball Rebounds 1

Officials: Terry Oglesby, DJ Carstensen, Terry Wymer
Technical fouls: Michigan State-TEAM. Ohio State-None.
Attendance: 17599

Score by periods	1st	2nd	Total
Michigan State	29	35	**64**
Ohio State	41	39	**80**

Points	In Paint	Off T/O	2nd Chance	Fast Break	Bench
MSU	24	4	10	9	4
OSU	30	10	8	5	3

Last FG - MSU 2nd-00:37, OSU 2nd-03:05.
Largest lead - MSU by 7 1st-16:28, OSU by 25 2nd-10:25.
MSU led for 09:36. OSU led for 26:01. Game was tied for 04:23.
Score tied - 5 times.
Lead changed - 5 times.

Game 18
Ohio State 91,
Maryland 69
Jan. 11, 2018, Columbus

COLUMBUS -- Ohio State connected on 17 3-pointers, the most vs. a Big Ten opponent in school history, in a 91-69 win over Maryland at Value City Arena. Keita-Bates Diop led all scorers with 26 points, his third-consecutive game with 25 or more, to lead four Buckeyes in double figures. Andrew Dakich recorded a career high with 11 points, all in the first half. He also made 3 of 4 from long range to help the Buckeyes to a 44-32 halftime lead. Chris Holtmann, head coach of the Buckeyes, has guided the Buckeyes to a 5-0 record in conference play, the most wins in league play to open a career since Tom Davis started 6-0 in the Big Ten in 1987. Against the Terrapins, Ohio State's 17 threes are the most in a regulation play and tied the Ohio State Value City Arena record for made 3s. Jae'Sean Tate recorded a career high four blocks to go iwth 13 points and six rebounds. Kam Williams, a Maryland native, knocked down a pair of 3s and handed out five assists, a career high. Maryland was led by Michal Cekovsky's 18 points.

Notes:

- The game marked the 12th meeting between Ohio State and Maryland.
- The Buckeyes are 6-6 all-time against the Terrapins, and 4-2 at home.
- The last Ohio State victory over Maryland was Jan. 29, 2015 in Columbus when the Buckeyes topped the Terrapins 80-56.
- The Buckeyes made a season-high 17 3-pointers in the game. Their 17 3-pointers were the second-most in Ohio State history, the most against a Big Ten opponent, the most ever at home and the most in a regulation game in Ohio State history (tie).
- Ohio State made 16 or more 3-pointers in a game for the first time since Nov. 19, 2011 when it made 16 against George Mason.
- Ohio State shot a season-high 58.6 pct. (17-29) from 3-point range in the contest.
- The Buckeyes recorded their fifth 90+ point game of the season.
- Ohio State scored 90+ points in two of the last three games against Big Ten opponents.
- The Buckeyes are 12-2 this season when leading at the half.
- Ohio State is 13-1 on the year when leading with five minutes remaining.
- Ohio State is 9-0 on the season when shooting 50 percent or better from the field.
- The Buckeyes are 14-1 when scoring 70 or more points this season.
- Ohio State is 10-2 this season when Keita Bates-Diop is the team's leading scorer.
- The Buckeyes 25 assists in the contest ties a season high, and is the most in a Big Ten game since Jan. 5, 2006 in a 104-69 win against Penn State.
- Ohio State held the Terrapins to 36.7 pct. shooting from the field in the contest.
- The Buckeyes are 13-2 when holding their opponents to under 50 percent from the field this season.

Official Basketball Box Score – Game Totals – Final Statistics
Maryland vs Ohio State
01/11/18 7:00 p.m. at Columbus, Ohio (Value City Arena)

Maryland 69 • 14-5, 3-3 B1G

##	Player		Total FG-FGA	3-Ptr FG-FGA	FT-FTA	Rebounds Off	Def	Tot	PF	TP	A	TO	Blk	Stl	Min
23	Bruno Fernando	f	1-2	0-0	0-0	1	2	3	2	2	0	0	0	1	16
15	Michal Cekovsky	c	7-12	0-1	4-5	4	1	5	3	18	0	1	2	0	18
01	Anthony Cowan	g	3-13	3-6	3-4	0	4	4	1	12	5	0	0	1	35
04	Kevin Huerter	g	4-10	4-6	0-0	3	4	7	0	12	3	1	2	1	34
10	Darryl Morsell	g	0-7	0-2	4-8	3	5	8	4	4	3	3	0	1	37
00	Sean Obi		1-2	0-0	0-0	0	0	0	0	2	1	0	0	1	9
11	Jared Nickens		2-8	0-4	0-0	0	1	1	0	4	0	0	0	0	21
12	Reese Mona		1-1	0-0	2-2	1	1	2	0	4	0	1	0	1	6
20	Travis Valmon		0-1	0-1	0-0	0	0	0	0	0	0	0	0	1	2
33	Joshua Tomaic		3-4	1-2	4-7	1	3	4	2	11	0	1	0	0	22
	Team					1	0	1							
	Totals		22-60	8-22	17-26	14	21	35	12	69	12	7	4	7	200

FG % 1st Half: 12-33 36.4% 2nd half: 10-27 37.0% Game: 22-60 36.7%
3FG % 1st Half: 5-12 41.7% 2nd half: 3-10 30.0% Game: 8-22 36.4%
FT % 1st Half: 3-3 100.0 2nd half: 14-23 60.9% Game: 17-26 65.4%
Deadball Rebounds 5

Ohio State 91 • 14-4, 5-0 B1G

##	Player		Total FG-FGA	3-Ptr FG-FGA	FT-FTA	Rebounds Off	Def	Tot	PF	TP	A	TO	Blk	Stl	Min
01	Tate, Jae'Sean	f	4-8	1-2	4-5	2	4	6	4	13	6	1	4	0	30
33	Bates-Diop, Keita	f	10-15	6-8	0-0	2	6	8	2	26	0	1	2	0	33
34	Wesson, Kaleb	f	3-5	0-0	2-3	1	4	5	1	8	1	1	0	0	15
03	Jackson, C.J.	g	4-9	2-5	4-4	0	4	4	3	14	6	2	0	1	28
15	Williams, Kam	g	3-6	2-3	0-0	0	4	4	1	8	5	0	0	1	27
00	Potter, Micah		2-2	1-1	0-0	0	0	0	1	5	0	0	0	0	7
02	Jallow, Musa		0-2	0-1	0-0	0	1	1	1	0	1	2	0	0	10
13	Dakich, Andrew		4-5	3-4	0-0	0	2	2	1	11	4	0	0	1	27
14	Lane, Joey		1-1	1-1	0-0	0	0	0	0	3	1	1	0	0	2
24	Wesson, Andre		1-4	1-4	0-0	0	0	0	4	3	1	1	0	0	18
25	Young, Kyle		0-0	0-0	0-0	0	1	1	0	0	0	0	0	0	3
	Team					0	2	2							
	Totals		32-57	17-29	10-12	5	28	33	18	91	25	9	6	3	200

FG % 1st Half: 17-30 56.7% 2nd half: 15-27 55.6% Game: 32-57 56.1%
3FG % 1st Half: 7-14 50.0% 2nd half: 10-15 66.7% Game: 17-29 58.6%
FT % 1st Half: 3-5 60.0% 2nd half: 7-7 100.0 Game: 10-12 83.3%
Deadball Rebounds 1

Officials: Mike Eades, Courtney Green, John Gaffney
Technical fouls: Maryland-None. Ohio State-None.
Attendance: 12014

Score by periods	1st	2nd	Total
Maryland	32	37	**69**
Ohio State	44	47	**91**

Points	In Paint	Off T/O	2nd Chance	Fast Break	Bench
UMD	22	10	10	5	21
OSU	16	9	9	12	22

Last FG - UMD 2nd-00:22, OSU 2nd-00:51.
Largest lead - UMD by 7 1st-10:16, OSU by 28 2nd-08:16.
UMD led for 10:11. OSU led for 28:24. Game was tied for 01:25.
Score tied - 2 times.
Lead changed - 5 times.

Game 19
Ohio State 68, Rutgers 46
Jan. 14, 2018, Piscataway

Piscataway, N.J. -- Keita Bates-Diop scored 20 points, grabbed nine rebounds and Ohio State beat Rutgers 68-46 to remain undefeated in Big Ten play this season and tied atop the conference standings. Ohio State built up a 30-point lead after Kam Williams converted on a 4-point play with 13:47 remaining to make it 48-18. Kaleb Wesson had 10 points and nine rebounds and Williams finished with 11 points for Ohio State. Rutgers led 9-8 after Eugene Omoruyi made a layup at the 10:46 mark. Ohio State closed the half on a 19-6 run to take the 28-15 lead into half. Rutgers was led by guards Geo Baker (14 points) and Corey Sanders (13 points). However, Rutgers was without its third guard and sixth-man, Mike William. The senior captain was sidelined after injuring his ankle in practice on Saturday. He sat the game out with his right foot wrapped and was using crutches.

Notes:

- The game marked the 6th meeting between the Buckeyes and the Scarlet Nights. Ohio State now leads the overall series 5-2.
- Ohio State is 3-0 in New Brunswick.
- Ohio State held Rutgers to 15 first half points. The last time Ohio State held an opponent to 15 or fewer points at the break was against Youngstown State (14) Dec. 20, 2016.
- The last time Ohio State held a Big Ten opponent to 15 or fewer points at the half was against Wisconsin (11) Feb. 1, 1997.
- The Buckeyes allowed a season-low points with Rutgers' 46. The game also marks a season-low for made field goals allowed (17) and opponent field goal percentage (28.8 pct.).
- Chris Holtmann faced Rutgers for the first time in his career.
- Holtmann is now 6-0 against Big Ten opponents this season.
- Holtmann is the first Big Ten coach to start his career 6-0 in league play since Tom Davis did so in 1987 at Iowa.
- Keita Bates-Diop scored a team-high 20 points. He also recorded five blocks, one steal, and dished out one assist.
- Bates-Diop tied his career-high blocks with five. He now holds the most blocks for an Ohio State player against Rutgers.
- Kaleb Wesson grabbed a career-high nine total rebounds and six defensive rebounds in the contest.
- Wesson scored 10 points with three assists.
- C.J. Jackson led the team with six assists. He grabbed seven rebounds, two steals, and scored nine points.

Official Basketball Box Score -- Game Totals -- Final Statistics
Ohio State vs Rutgers
1/14/18 7 p.m. at The RAC

Ohio State 68 • 15-4, 6-0

##	Player		Total FG-FGA	3-Ptr FG-FGA	FT-FTA	Rebounds Off	Def	Tot	PF	TP	A	TO	Blk	Stl	Min
01	Tate, Jae'Sean	f	3-6	0-0	0-0	3	2	5	5	6	0	4	1	0	15
33	Bates-Diop, Keita	f	8-19	2-7	2-3	0	9	9	2	20	1	0	5	1	33
34	Wesson, Kaleb	f	4-8	0-1	2-4	3	6	9	2	10	3	1	0	0	24
03	Jackson, C.J.	g	3-9	1-5	2-2	1	6	7	0	9	6	1	0	2	32
15	Williams, Kam	g	4-5	2-3	1-1	0	1	1	2	11	0	1	0	0	22
00	Potter, Micah		1-3	1-1	0-0	0	0	0	1	3	0	0	0	0	8
02	Jallow, Musa		0-1	0-1	0-0	0	1	1	0	0	1	1	0	0	10
13	Dakich, Andrew		1-3	0-1	0-0	0	2	2	2	2	2	0	0	1	24
24	Wesson, Andre		1-2	1-2	0-0	1	2	3	4	3	1	2	0	0	28
25	Young, Kyle		2-2	0-0	0-0	1	2	3	0	4	0	1	0	0	4
	Team					2	4	6							
	Totals		27-58	7-21	7-10	11	35	46	18	68	14	11	6	4	200

FG % 1st Half: 11-29 37.9% 2nd half: 16-29 55.2% Game: 27-58 46.6%
3FG % 1st Half: 4-12 33.3% 2nd half: 3-9 33.3% Game: 7-21 33.3%
FT % 1st Half: 2-4 50.0% 2nd half: 5-6 83.3% Game: 7-10 70.0%
Deadball Rebounds 2,1

Rutgers 46 • 11-8, 1-5

##	Player		Total FG-FGA	3-Ptr FG-FGA	FT-FTA	Rebounds Off	Def	Tot	PF	TP	A	TO	Blk	Stl	Min
21	Doucoure, Mamadou	f	0-0	0-0	0-0	1	1	2	3	0	0	0	0	0	8
33	Freeman, Deshawn	f	1-12	0-3	0-0	0	0	0	2	2	0	1	0	0	18
00	Baker, Geo	g	5-15	4-8	0-0	0	0	0	0	14	0	0	0	1	33
03	Sanders, Corey	g	6-14	1-3	0-0	0	5	5	1	13	3	1	0	0	32
35	Thiam, Issa	g	2-9	1-4	0-0	1	2	3	1	5	0	1	1	0	29
01	Sa, Candido		0-1	0-0	0-1	2	4	6	0	0	0	1	1	0	17
02	Doorson, Shaquille		1-1	0-0	0-2	5	1	6	0	2	1	0	1	1	18
10	Dadika, Jake		0-0	0-0	0-0	0	0	0	0	0	0	0	0	0	5
11	Omoruyi, Eugene		2-5	0-0	5-6	0	3	3	2	9	2	1	1	2	25
44	Mensah, Souf		0-2	0-0	1-2	0	4	4	1	1	0	0	0	0	15
	Team					0	1	1							
	Totals		17-59	6-18	6-11	9	21	30	10	46	6	5	4	4	200

FG % 1st Half: 6-31 19.4% 2nd half: 11-28 39.3% Game: 17-59 28.8%
3FG % 1st Half: 1-10 10.0% 2nd half: 5-8 62.5% Game: 6-18 33.3%
FT % 1st Half: 2-2 100.0 2nd half: 4-9 44.4% Game: 6-11 54.5%
Deadball Rebounds 2

Officials: Larry Scirotto, Ted Valentine, Kelly Pfeifer
Technical fouls: Ohio State-None. Rutgers-None.
Attendance: 7476

Score by periods	1st	2nd	Total
Ohio State	28	40	**68**
Rutgers	15	31	**46**

	In Paint	Off T/O	2nd Chance	Fast Break	Bench
OSU	32	7	17	9	12
RUTGER	14	17	5	5	12

Last FG - OSU 2nd-00:18, RUTGERS 2nd-02:20.
Largest lead - OSU by 30 2nd-13:47, RUTGERS by 1 1st-10:46.
OSU led for 38:48. RUTGERS led for 00:27. Game was tied for 00:45.

Score tied - 0 times.
Lead changed - 2 times.

Game 20
No. 22 Ohio State 71, Northwestern 65
Jan. 17, 2018, Rosemont

ROSEMONT, Ill. -- Chris Holtmann, head coach of the Buckeyes, became the first coach in 95 years to go 7-0 in his first season coaching in the Big Ten Conference after No. 22 Ohio State defeated Northwestern 71-65 Wednesday at the Allstate Arena in Rosemont, Ill. Micah Potter came off the bench to score 13 points on 5 of 5 shooting from the field. C.J. Jackson scored 12 points and handed out eight assists to go with three steals for the Buckeyes. He knocked down 3 of 4 free throws in the final 26 seconds of the game to ice the win for Ohio State, which tied its 2017 Big Ten total of seven wins in as many tries in 2018. The Buckeyes' 16 overall wins is one shy of the 17 victories posted by Ohio State a season ago. Ohio State led 33-25 after the first 20 minutes and fought off Northwestern's second half comeback to secure the win. Keita Bates-Diop, who entered the game leading the Big Ten in scoring, tallied 10 points to go with eight rebounds for Ohio State. He is just four points shy of scoring his 1,000th career point for the Buckeyes. He reached 500 career rebounds in the win over the Wildcats.

Notes:

- The game marked the 164th meeting between Ohio State and Northwestern.
- The Buckeyes lead the series 118-46 all-time against the Wildcats, and 49-31 in away games.
- Ohio State has won 13 of the last 14 meetings between the two with the only loss being 74-72 home loss Jan. 22, 2017.
- Ohio State has won the last 18 meetings when it entered the game ranked in the Top 25 vs. the Wildcats.
- The Buckeyes have won four-consecutive Big Ten road games in a single season for the first time since the 2011 season when they won six consecutive games.
- Ohio State outrebounded Northwestern 38-25 in the contest. Ohio State is 11-1 when outrebounding their opponent this season.
- The Buckeyes are 16-1 this season when shooting a higher field goal percentage than their opponent.
- The game marked the third time Chris Holtmann has faced Northwestern in his career and his first time at the helm of the Buckeyes.
- Holtmann holds a 2-0 record against Northwestern as the head coach of Butler and 3-0 overall.
- Holtmann is now 7-0 against Big Ten opponents to start his Ohio State tenure.
- Holtmann is the first Big Ten coach in the last 95 years to win his first seven league games.
- Keita Bates-Diop scored 10 points, adding eight rebounds, three assists, a block, and a steal in the contest.
- Bates-Diop's career point total now sits at 996. He is now only four points away from becoming the 55th player in Ohio State history to score 1,000 career points.
- With eight rebounds against the Wildcats, Bates-Diop now has 500 for his career.
- Tate's 12 points moved his career total to 1,344 and propelled him past Jim Cleamons (1,335) and Marc Loving (1,338) to claim the 27th spot on the Ohio State all-time scoring list.

Official Basketball Box Score -- Game Totals -- Final Statistics
Ohio State vs Northwestern
01/17/18 8:07 p.m. at Rosemont, Ill. (Allstate Arena)

Ohio State 71 • 16-4, 7-0 B1G

##	Player		Total FG-FGA	3-Ptr FG-FGA	FT-FTA	Rebounds Off	Def	Tot	PF	TP	A	TO	Blk	Stl	Min
01	Tate, Jae'Sean	f	5-9	0-0	2-2	0	5	5	2	12	1	1	1	1	29
33	Bates-Diop, Keita	f	4-12	0-3	2-4	3	5	8	1	10	3	2	1	1	31
34	Wesson, Kaleb	f	3-8	0-1	2-2	2	4	6	1	8	0	1	1	0	18
03	Jackson, C.J.	g	3-10	1-6	5-7	1	4	5	2	12	8	2	0	3	36
15	Williams, Kam	g	3-5	1-1	0-0	0	4	4	1	7	0	1	0	0	26
00	Potter, Micah		5-5	1-1	2-2	1	2	3	3	13	1	1	0	0	16
02	Jallow, Musa		0-0	0-0	0-0	0	1	1	1	0	0	2	0	0	3
13	Dakich, Andrew		2-3	2-3	0-0	0	1	1	1	6	1	0	0	2	23
24	Wesson, Andre		1-3	1-2	0-0	1	2	3	1	3	3	1	0	0	18
	Team					2	0	2				1			
	Totals		26-55	6-17	13-17	10	28	38	13	71	17	12	3	7	200

FG % 1st Half: 12-29 41.4% 2nd half: 14-26 53.8% Game: 26-55 47.3%
3FG % 1st Half: 2-9 22.2% 2nd half: 4-8 50.0% Game: 6-17 35.3%
FT % 1st Half: 7-9 77.8% 2nd half: 6-8 75.0% Game: 13-17 76.5%
Deadball Rebounds 3

Northwestern 65 • 11-9, 2-5 B1G

##	Player		Total FG-FGA	3-Ptr FG-FGA	FT-FTA	Rebounds Off	Def	Tot	PF	TP	A	TO	Blk	Stl	Min
04	Pusica, Vasa	f	5-14	2-8	2-2	1	4	5	2	14	2	2	0	1	32
44	Gavin Skelly	f	5-8	1-3	0-2	0	2	2	4	11	3	2	1	1	28
05	Dererk Pardon	c	3-4	0-0	1-2	2	8	10	2	7	4	0	4	0	37
20	Begley, Devon	g	6-13	1-5	0-0	0	3	3	3	13	3	2	1	0	38
30	Green, Anthony	g	4-14	2-7	0-0	0	1	1	1	10	5	2	0	0	38
11	Miller, Jeremy		3-5	2-4	2-4	0	0	0	1	10	1	0	0	3	20
23	Jordan Ash		0-0	0-0	0-0	0	1	1	0	0	1	1	0	0	4
25	Barret Benson		0-0	0-0	0-0	1	1	2	1	0	0	1	0	0	3
	Team					1	0	1							
	Totals		26-58	8-27	5-10	5	20	25	14	65	19	10	6	5	200

FG % 1st Half: 10-27 37.0% 2nd half: 16-31 51.6% Game: 26-58 44.8%
3FG % 1st Half: 2-9 22.2% 2nd half: 6-18 33.3% Game: 8-27 29.6%
FT % 1st Half: 3-6 50.0% 2nd half: 2-4 50.0% Game: 5-10 50.0%
Deadball Rebounds 4

Officials: Lamont Simpson, Pat Driscoll, Donnie Eppley
Technical fouls: Ohio State-None. Northwestern-None.
Attendance: 6018

Score by periods	1st	2nd	Total
Ohio State	33	38	**71**
Northwestern	25	40	**65**

	In Paint	Off T/O	2nd Chance	Fast Break	Bench
OSU	30	9	10	4	22
NU	26	11	5	6	10

Last FG - OSU 2nd-02:38, NU 2nd-00:43.
Largest lead - OSU by 15 2nd-13:00. NU by 6 1st-17:48.
OSU led for 28:54. NU led for 10:26. Game was tied for 00:40.

Score tied - 0 times.
Lead changed - 1 time.

Game 21
No. 22 Ohio State 67, Minnesota 49
Jan. 20, 2018, New York

NEW YORK -- Keita Bates-Diop had 17 points and 12 rebounds for his eighth double-double of the season, leading No. 22 Ohio State over Minnesota 67-49 at Madison Square Garden for its seventh consecutive win. Ohio State's first-year coach Chris Holtmann is the third Big Ten coach to win his first eight conference games. Sam Barry won 11 straight for Iowa in 1923 and Walter Meanwell holds the record with 12 for Wisconsin in 1912. The Buckeyes used a 24-2 burst to overcome a 10-point deficit midway through the first half. They stayed in control, and went on to match last season's win total - with 10 regular season game remaining. Minnesota was held to just six field goals (28.6 percent) in the second half with 10 turnovers. Kaleb Wesson added 15 points and eight rebounds for Ohio State. Bates-Diop reached 1,000 career points, with his fourth point against Minnesota, to become the 55th Buckeye to do so. Jae'Sean Tate had 10 points, six rebounds and five assists and trails Brent Darby (1,368) by 14 points for the 26th spot on the school's scoring list.

Notes:

- The game marked the 143rd meeting between Ohio State and Minnesota.
- The Buckeyes lead the series 86-57 all-time against the Gophers, and 3-0 in neutral games.
- Ohio State has won five of the last six meetings between the two, with its last loss being a 78-68 loss at Minnesota Jan. 8, 2017.
- Ohio State (No. 22) has won the last 10 of the last 11 meetings when it entered the game ranked in the Top 25.
- The Buckeyes are 15-2 this season when leading at the half.
- Ohio State is 16-1 on the year when leading with five minutes remaining.
- The Buckeyes are 14-2 when holding their opponents to under 50 pct, from the field this season.
- Ohio State outscored Minnesota in the paint 40-20 in the contest.
- The Buckeyes are 17-1 this season when shooting a higher field goal percentage than their opponent.
- Ohio State scored 22 points off 15 Minnesota turnovers.
- The Buckeyes shot a season high 90 pct. (9/10) from the free throw line.
- Ohio State has held its opponent to less than 50 points in two of the last three contests, the other being Rutgers (46)
- The game marked the first time Chris Holtmann has faced Minnesota in his career.
- Holtmann is now 8-0 against Big Ten opponents to start his Ohio State tenure.
- Holtmann's 8-0 start is the best record to start off a Big Ten tenure since Sam Barry went 11-0 in 1923 at Iowa.
- Keita Bates-Diop scored a game-high 17 points while also grabbing 12 rebounds in the contest.
- Bates-Diop's 17 points move his career total to 1,013, and makes him the 55th player in Ohio State history to score 1,000 career points (1,013).
- Bates-Diop also recorded his eighth double-double of the season and the 14th of his career.

Official Basketball Box Score -- Game Totals -- Final Statistics
OHIO STATE vs MINNESOTA
1/20/18 12pm at Madison Square Garden, New York, NY

OHIO STATE 67

##	Player		Total FG-FGA	3-Ptr FG-FGA	FT-FTA	Rebounds Off	Def	Tot	PF	TP	A	TO	Blk	Stl	Min
01	Tate, Jae'Sean	f	2-9	0-2	6-7	1	5	6	3	10	5	2	1	2	30
33	Bates-Diop, Keita	f	7-21	0-6	3-3	3	9	12	0	17	0	1	2	1	30
34	Wesson, Kaleb	f	7-9	1-1	0-0	3	5	8	3	15	1	1	0	1	24
03	Jackson, C.J.	g	4-11	3-7	0-0	1	5	6	3	11	1	1	0	2	31
15	Williams, Kam	g	3-6	0-1	0-0	0	1	1	2	6	0	0	0	1	20
00	Potter, Micah		2-6	0-1	0-0	3	0	3	2	4	0	1	0	0	9
02	Jallow, Musa		0-0	0-0	0-0	0	2	2	1	0	2	0	2	0	13
13	Dakich, Andrew		0-1	0-1	0-0	0	0	0	1	0	1	2	0	1	17
24	Wesson, Andre		1-2	0-1	0-0	1	1	2	2	2	1	0	0	1	22
25	Young, Kyle		1-1	0-0	0-0	0	0	0	1	2	0	0	0	1	4
	Team					0	1	1							
	Totals		27-66	4-20	9-10	12	29	41	18	67	11	8	5	10	200

FG % 1st Half: 15-29 51.7% 2nd half: 12-37 32.4% Game: 27-66 40.9%
3FG % 1st Half: 4-11 36.4% 2nd half: 0-9 0.0% Game: 4-20 20.0%
FT % 1st Half: 4-4 100.0 2nd half: 5-6 83.3% Game: 9-10 90.0%
Deadball Rebounds 0

MINNESOTA 49

##	Player		Total FG-FGA	3-Ptr FG-FGA	FT-FTA	Rebounds Off	Def	Tot	PF	TP	A	TO	Blk	Stl	Min
03	MURPHY,JORDAN	f	5-11	0-2	3-4	1	4	5	1	13	2	3	1	2	33
21	KONATE,BAKARY	c	0-0	0-0	1-4	1	3	4	3	1	0	2	0	0	23
01	MCBRAYER,DUPREE	g	3-9	1-4	3-5	0	5	5	0	10	0	1	0	0	31
02	MASON,NATE	g	4-13	1-5	2-3	1	8	9	0	11	2	2	0	0	36
05	COFFEY,AMIR	g	5-9	0-1	1-4	0	3	3	0	11	2	3	0	0	35
04	HARRIS,JAMIR		0-1	0-1	0-0	1	1	2	1	0	1	1	0	0	12
11	WASHINGTON,ISAIAH		1-1	1-1	0-0	0	0	0	1	3	1	2	0	0	5
20	FITZGERALD,DAVONTE		0-1	0-0	0-0	0	2	2	2	0	0	1	1	0	9
41	DIEDHIOU,GASTON		0-2	0-0	0-0	1	1	2	2	0	0	0	0	1	14
42	HURT,MICHAEL		0-0	0-0	0-0	0	0	0	1	0	0	0	0	0	2
	Team					1	1	2							
	Totals		18-47	3-14	10-20	6	28	34	11	49	8	15	2	3	200

FG % 1st Half: 12-26 46.2% 2nd half: 6-21 28.6% Game: 18-47 38.3%
3FG % 1st Half: 2-8 25.0% 2nd half: 1-6 16.7% Game: 3-14 21.4%
FT % 1st Half: 5-7 71.4% 2nd half: 5-13 38.5% Game: 10-20 50.0%
Deadball Rebounds 4

Officials: Bo Boroski, Paul Szelc, Chris Beaver
Technical fouls: OHIO STATE-None. MINNESOTA-None.
Attendance: 4136
2018 BIG 10 SUPER SATURDAY

Score by periods	1st	2nd	Total
OHIO STATE	38	29	**67**
MINNESOTA	31	18	**49**

	In Paint	Off T/O	2nd Chance	Fast Break	Bench
OSU	40	22	15	12	8
MINN	20	3	3	4	3

Last FG - OSU 2nd-00:30, MINN 2nd-01:13.
Largest lead - OSU by 21 2nd-05:55, MINN by 10 1st-11:00.
OSU led for 30:03. MINN led for 09:17. Game was tied for 00:39.

Score tied - 1 time.
Lead changed - 4 times.

Game 22
No. 13 Ohio State 64, Nebraska 59
Jan. 22, 2018, Columbus

COLUMBUS -- Keita Bates-Diop scored 14 of his 20 points in the second half and No. 13 Ohio State beat Nebraska 64-59. The back-and-forth game had seven lead changes in the second half. A pair of foul shots by Nebraska's James Palmer Jr. cut Ohio State's lead to four with 2:19 remaining, but the Cornhuskers couldn't pull any closer. Jae'Sean Tate put the Buckeyes up by six with a layup with 1:02 left, and a pair of foul shots by Kaleb Wesson stretched it to eight. Palmer hit a 3-pointer with 12 seconds left, but Nebraska ran out of time. Palmer had a career-high 34 points. Nebraska. Ohio State surpassed its win total for all of last season. Earlier in the day, it moved from No. 22 to No. 13 in the AP Top 25, its highest position since 2014.

Notes:

- Ohio State now leads the all-time series with Nebraska 15-4 and is 8-1 in Columbus.
- Ranked Ohio State teams are 9-1 against the Huskers. The last time Ohio State was ranked coming into the Nebraska game was March 14, 2014 and the No. 24 Buckeyes took a 71-67 win in Indianapolis.
- Ohio State is now 16-2 this season when leading at the half.
- The Buckeyes are 18-1 this season when shooting a higher field goal percentage than their opponent.
- The last time Ohio State gave up 30+ points by an individual was when Jamal Murray (Kentucky) scored 33 points on Dec. 19, 2015. Nebraska's James Palmer Jr. scored 34. The point total was the most by an opponent in Value City Arena history, eclipsing Ray Barbosa's 32 points scored for UMBC Dec. 2, 2007.
- The Buckeyes tied the season low with six turnovers, none in the second half.
- The game marked the first time Chris Holtmann has coached against Nebraska.
- Holtmann is now 9-0 in the Big Ten. Holtmann's start is the best record to start of a Big Ten career since Sam Barry went 11-0 in 1923 at Iowa.
- Keita Bates-Diop led the scoring effort for the Buckeyes with 20 points. He added six rebounds, two assists and two blocks.
- Bates-Diop has 17 consecutive games in double digits, the longest active streak in the Big Ten. Eight of those 17 games are 20+ point games.
- Bates-Diop moves to 50th on the list of all-time scoring, passing Lenzelle Smith, Jason Singleton, and Bill Andreas.
- With 17 points tonight, Jae'Sean Tate passes Brent Darby to take 26th on the list of all-time scoring. Next on the list is Brian Brown with 1,384.
- Tate grabbed seven rebounds with two assists and one steal.
- C.J. Jackson dished a team-high four assists. He added four rebounds and 12 points, going 3-3 from the line.
- Jackson now has 17 games this season with 10 or more points, 16 of which are from the last 19 games.
- Jackson has made at least one 3-pointer in each of the last 18 games.
- Kaleb Wesson tied a season high with six made free throws.
- Wesson had 12 points, seven rebounds and two assists.

Official Basketball Box Score -- Game Totals -- Final Statistics
Nebraska vs Ohio State
01/22/18 8:00 p.m. at Columbus, Ohio (Value City Arena)

Nebraska 59 • 14-8, 5-4 B1G

##	Player		Total FG-FGA	3-Ptr FG-FGA	FT-FTA	Rebounds Off	Def	Tot	PF	TP	A	TO	Blk	Stl	Min
14	Copeland, Isaac	f	2-7	2-5	2-2	0	7	7	4	8	0	1	1	1	29
15	Roby, Isaiah	f	1-3	0-2	0-1	1	7	8	4	2	1	1	2	0	30
05	Watson Jr., Glynn	g	1-9	0-3	0-0	3	1	4	3	2	2	0	0	1	29
13	Gill, Anton	g	2-8	1-7	0-0	0	1	1	1	5	0	0	0	0	31
24	Palmer Jr., James	g	11-18	5-11	7-8	0	3	3	1	34	2	3	0	0	39
00	Okeke, Duby		0-0	0-0	0-0	1	0	1	2	0	0	2	0	0	1
11	Taylor, Evan		2-5	0-0	0-0	0	0	0	1	4	1	0	0	1	19
12	Allen, Thomas		0-1	0-1	0-0	0	1	1	0	0	1	0	0	0	9
20	Borchardt, Tanner		0-1	0-0	0-0	1	0	1	0	0	0	0	0	0	4
32	Tshimanga, Jordy		2-2	0-0	0-0	1	3	4	4	4	0	1	0	0	9
	Team					1	0	1				1			
	Totals		21-54	8-29	9-11	8	23	31	20	59	6	10	3	3	200

FG % 1st Half: 8-28 28.6% 2nd half: 13-26 50.0% Game: 21-54 38.9% Deadball Rebounds
3FG % 1st Half: 2-15 13.3% 2nd half: 6-14 42.9% Game: 8-29 27.6% 0,1
FT % 1st Half: 4-4 100.0 2nd half: 5-7 71.4% Game: 9-11 81.8%

Ohio State 64 • 18-4, 9-0 B1G

##	Player		Total FG-FGA	3-Ptr FG-FGA	FT-FTA	Rebounds Off	Def	Tot	PF	TP	A	TO	Blk	Stl	Min
01	Tate, Jae'Sean	f	7-12	0-1	3-5	3	4	7	4	17	2	1	0	1	33
33	Bates-Diop, Keita	f	8-16	0-3	4-5	0	6	6	0	20	2	1	2	1	37
34	Wesson, Kaleb	f	3-5	0-0	6-8	4	3	7	4	12	2	1	0	0	13
03	Jackson, C.J.	g	4-10	1-5	3-3	1	3	4	0	12	4	1	0	0	37
15	Williams, Kam	g	0-3	0-1	0-0	0	2	2	0	0	0	1	0	0	20
00	Potter, Micah		0-2	0-1	0-0	0	0	0	1	0	0	0	0	0	4
02	Jallow, Musa		0-0	0-0	0-0	1	2	3	0	0	0	0	0	0	6
13	Dakich, Andrew		0-1	0-1	0-2	0	4	4	1	0	2	1	0	2	21
24	Wesson, Andre		1-2	1-2	0-0	0	1	1	3	3	1	0	0	0	23
25	Young, Kyle		0-1	0-0	0-0	0	0	0	2	0	1	0	0	0	6
	Team					0	2	2							
	Totals		23-52	2-14	16-23	9	27	36	15	64	14	6	2	4	200

FG % 1st Half: 9-25 36.0% 2nd half: 14-27 51.9% Game: 23-52 44.2% Deadball Rebounds
3FG % 1st Half: 1-8 12.5% 2nd half: 1-6 16.7% Game: 2-14 14.3% 3
FT % 1st Half: 5-8 62.5% 2nd half: 11-15 73.3% Game: 16-23 69.6%

Officials: Terry Wymer, Keith Kimble, Rob Kueneman
Technical fouls: Nebraska-None. Ohio State-None.
Attendance: 10918

Score by periods	1st	2nd	Total
Nebraska	22	37	**59**
Ohio State	24	40	**64**

Points	In Paint	Off T/O	2nd Chance	Fast Break	Bench
NEB	20	3	7	5	8
OSU	38	13	8	4	3

Last FG - NEB 2nd-00:12, OSU 2nd-01:08.
Largest lead - NEB by 7 1st-13:32, OSU by 8 2nd-00:40.
NEB led for 16:43. OSU led for 18:23. Game was tied for 04:40.

Score tied - 4 times.
Lead changed - 11 times.

Game 23
Penn State 82, No. 13 Ohio State 79
Jan. 25, 2018, Columbus

COLUMBUS -- Tony Carr hit a 3-pointer at the buzzer to give Penn State an 82-79 upset victory over No. 13 Ohio State 82-79, handing the Buckeyes their first Big Ten loss. Carr had 28 points and was 4 for 5 from 3-point range for the Nittany Lions, who were a 11 for 14 from beyond the arc in beating a Top 25 team for the first time this season. Keita Bates-Diop led Ohio State with 25 points but was in foul trouble for much of the second half. He had three 3-pointers in the last 2:07 to pull the Buckeyes back in it. He tied it with a 3-pointer with 5 seconds left, but Carr was able to connect with the desperation shot from deep as time ran out. The Buckeyes had won the first nine conference games. But they allowed Penn State to jump out to an early lead on four straight 3-pointers and had trouble turning momentum back their way until the final minutes. Struggling from the 3-point line in recent games, the Buckeyes didn't hit one until Bates-Diop connected at the 5:31 mark in the first half. They were 1 for 6 from beyond the arc in the half, and 7 for 15 overall.

Notes:

- The game marked the 49th meeting between Ohio State and Penn State.
- The Buckeyes lead the series 34-15 all-time against the Nittany Lions, and 17-5 in home games.
- Ohio State had won the five previous meetings between the two squads, with its last loss being a 65-63 contest at Penn State Feb. 27, 2014.
- Ohio State is 18-5 against Penn State when it enters the game ranked in the Top 25.
- Ohio State allowed a season-high 78.6 percent (11-14) from 3-point range.
- Penn State's 78.6 percent from three was the second highest percentage allowed by Ohio State all-time trailing only Illinois' 87.5 percent (7/8) posted Jan. 27, 1990.
- The Nittany Lions' 58.3 percent (28-48) from the field was the highest shooting percentage by a Big Ten opponent this season.
- Ohio State shot a perfect 16-16 from the free throw line in the contest.
- The 16-for-16 mark ties an Ohio State record for most free throws in a contest without a miss. The other contest was against Michigan Jan. 15, 2003.
- The Buckeyes are 9-1 this season when shooting 50 percent or higher from the field.
- The game marked the first time Chris Holtmann has faced Penn State in his career.
- Holtmann's conference win streak ends at nine games giving him the third longest conference win streak to start a career in Big Ten history.
- Keita Bates-Diop scored a team-high 25 points while also grabbing four rebounds and two assists in the contest.
- Bates-Diop's three 3-pointers made in the contest give him 101 made 3-pointers for his career.
- Bates-Diop's 25 points move his career total to 1,058 and moves him up to the 47th spot on Ohio State's all-time scoring list.
- The game was Bates-Diop's 10th game this season scoring 20-plus points.

Official Basketball Box Score -- Game Totals -- Final Statistics
Penn State vs Ohio State
01/25/18 8:00 p.m. at Columbus, Ohio (Value City Arena)

Penn State 82 • 14-8, 4-5 B1G

##	Player		Total FG-FGA	3-Ptr FG-FGA	FT-FTA	Rebounds Off	Def	Tot	PF	TP	A	TO	Blk	Stl	Min
01	Zemgulis, Deivis	f	2-2	1-1	0-0	0	1	1	0	5	1	0	0	0	14
11	Stevens, Lamar	f	4-10	1-1	6-9	1	5	6	1	15	1	2	1	1	35
24	Watkins, Mike	f	3-7	0-0	1-3	1	4	5	1	7	0	0	0	0	28
10	Carr, Tony	g	10-14	4-5	4-4	1	4	5	2	28	5	2	0	0	39
33	Garner, Shep	g	4-5	4-5	2-2	0	0	0	3	14	2	2	0	0	30
04	Bostick, Nazeer		1-2	1-1	0-0	1	0	1	2	3	0	1	0	1	9
05	Wheeler, Jamari		0-0	0-0	0-0	0	0	0	0	0	0	1	0	0	2
23	Reaves, Josh		4-7	0-1	2-2	2	1	3	3	10	1	2	0	0	31
44	Moore, Julian		0-1	0-0	0-0	0	0	0	1	0	0	0	0	0	12
	Team					0	0	0							
	Totals		28-48	11-14	15-20	6	15	21	13	82	10	10	1	2	200

FG % 1st Half: 13-23 56.5% 2nd half: 15-25 60.0% Game: 28-48 58.3% Deadball Rebounds
3FG % 1st Half: 6-9 66.7% 2nd half: 5-5 100.0 Game: 11-14 78.6% 1
FT % 1st Half: 6-8 75.0% 2nd half: 9-12 75.0% Game: 15-20 75.0%

Ohio State 79 • 18-5, 9-1 B1G

##	Player		Total FG-FGA	3-Ptr FG-FGA	FT-FTA	Rebounds Off	Def	Tot	PF	TP	A	TO	Blk	Stl	Min
01	Tate, Jae'Sean	f	6-11	0-0	5-5	1	9	10	4	17	2	4	2	2	33
33	Bates-Diop, Keita	f	8-13	4-6	5-5	2	2	4	4	25	2	0	0	0	32
34	Wesson, Kaleb	f	4-4	0-0	2-2	0	3	3	2	10	0	2	1	0	25
03	Jackson, C.J.	g	4-8	2-5	2-2	0	0	0	4	12	5	3	0	1	28
15	Williams, Kam	g	4-6	0-1	2-2	0	1	1	0	10	1	0	0	1	27
00	Potter, Micah		1-4	0-1	0-0	1	0	1	0	2	0	0	1	0	10
02	Jallow, Musa		0-2	0-1	0-0	0	0	0	0	0	0	0	0	0	9
13	Dakich, Andrew		1-2	1-1	0-0	0	2	2	1	3	1	1	0	1	20
24	Wesson, Andre		0-0	0-0	0-0	0	1	1	1	0	1	0	0	0	16
	Team					3	0	3				1			
	Totals		28-50	7-15	16-16	7	18	25	16	79	12	11	4	5	200

FG % 1st Half: 14-27 51.9% 2nd half: 14-23 60.9% Game: 28-50 56.0% Deadball Rebounds
3FG % 1st Half: 1-6 16.7% 2nd half: 6-9 66.7% Game: 7-15 46.7% 0
FT % 1st Half: 8-8 100.0 2nd half: 8-8 100.0 Game: 16-16 100.0

Officials: Mike Eades, Donnie Eppley, Pat Driscoll
Technical fouls: Penn State-None. Ohio State-None.
Attendance: 13464

Score by periods	1st	2nd	Total
Penn State	38	44	**82**
Ohio State	37	42	**79**

Points	In Paint	Off T/O	2nd Chance	Fast Break	Bench
PSU	26	11	6	3	13
OSU	32	17	4	3	5

Last FG - PSU 2nd-00:01, OSU 2nd-00:05.
Largest lead - PSU by 13 2nd-07:58, OSU by 2 2nd-18:13.
PSU led for 37:26. OSU led for 01:28. Game was tied for 01:06.

Score tied - 3 times.
Lead changed - 4 times.

Game 24
No. 17 Ohio State 71, Indiana 56
Jan. 30, 2018, Columbus

COLUMBUS -- Jae'Sean Tate scored 16 points and No. 17 Ohio State took control early in cruising to a 71-56 win over Indiana. Kaleb Wesson added 14 points and Keita Bates-Diop had 13 points and 13 rebounds as the Buckeyes bounced back from a buzzer-beater loss to Penn State last week. Devonte Green scored 20 for the Hoosiers, who have lost three in a row and four of five. Indiana, playing its fourth game in eight days, shot just 36.4 percent from the floor after hitting better than 50 percent of its shots the past three games. The Hoosiers struggled on defense, too. They had trouble stopping Wesson when he went to the basket in the lane. Ohio State scored 40 points in the paint. Zach McRoberts hit two quick jump shots, one of them a 3-pointer, in the first 1:14 to put the Hoosiers up by one, but Ohio State reeled off 10 consecutive points and didn't relinquish the lead again. The Buckeyes led 38-23 at halftime on 5-for-5 shooting by Wesson. Indiana couldn't get any closer than 12 the rest of the way.

Notes:

- The game marked the 183rd meeting between Ohio State and Indiana.
- The Buckeyes trail the series 105-78 all-time against the Hoosiers, but lead 53-36 in games played in Columbus.
- Ohio State is 21-15 against Indiana when it enters the game ranked in the Top 25.
- Ohio State held Indiana to 36.4 percent shooting from the field. This marked the eighth time Ohio State held a Big Ten opponent to less than 40 percent shooting on the season.
- Ohio State (10-1) has won at least 10 games in Big Ten Conference play 12 of the last 13 years. Ohio State has gone on to compete in the NCAA Tournament in nine of those seasons and have participated in postseason play 13 times (twice in the NIT).
- The game marked the fourth time Chris Holtmann has faced Indiana in his career. Holtmann has a 2-2 record in these contests.
- Holtmann has won at least 10 conference games in each of the last five seasons (1 at Gardner Webb in the Big South, 3 at Butler in the Big East, and this season in the Big Ten at Ohio State). Ohio State is 10-1 in the Big Ten this season.
- Keita Bates-Diop scored 13 points and grabbed 13 rebounds, while adding four blocks, and tying a career high with five assists.
- Bates-Diop recorded his ninth double-double of the season and the 15th of his career. The Buckeyes are 14-1 in games in which Bates-Diop records a double-double.
- Bates-Diop's 13 points bring his career total to 1,071. He now trails Carter Scott (1,073) by two points to move into the 47th spot on the Buckeyes all-time scoring list.
- Jae'Sean Tate scored a team-high 16 points, while adding six rebounds and two assists.
- Tate's six rebounds give him 702 for his career, and make him the 14th player to surpass the 700 rebound mark in Ohio State history.
- Tate's 16 points give him 1,404 for his career, where he now trails Larry Bolden (1,408) for the 24th spot on the Buckeyes all-time scoring list.
- C.J. Jackson scored 10 points, adding two assists and a rebound while going 2-5 from behind the arc.

Official Basketball Box Score -- Game Totals -- Final Statistics
Indiana vs Ohio State
01/30/18 7:00 p.m. at Columbus, Ohio (Value City Arena)

Indiana 56 • 12-11, 5-6 B1G

##	Player		Total FG-FGA	3-Ptr FG-FGA	FT-FTA	Rebounds Off	Def	Tot	PF	TP	A	TO	Blk	Stl	Min
03	Smith, Justin	f	1-4	0-1	0-1	1	1	2	1	2	0	0	0	0	21
13	Morgan, Juwan	f	6-11	0-1	3-6	4	2	6	3	15	2	4	0	1	33
02	Newkirk, Josh	g	0-4	0-3	0-0	0	2	2	0	0	0	1	0	0	14
04	Johnson, Robert	g	1-6	0-2	0-0	0	4	4	2	2	4	0	0	1	35
15	McRoberts, Zach	g	2-5	1-3	0-0	0	2	2	2	5	2	0	0	3	33
01	Durham, Aljami		1-6	1-4	0-0	0	0	0	1	3	1	0	0	0	9
11	Green, Devonte		6-10	4-5	4-5	2	0	2	0	20	2	0	0	0	30
21	McSwain Jr., Freddie		3-9	0-0	3-6	2	4	6	4	9	0	2	0	0	25
	Team					1	1	2				1			
	Totals		20-55	6-19	10-18	10	16	26	13	56	11	8	0	5	200

FG % 1st Half: 9-27 33.3% 2nd half: 11-28 39.3% Game: 20-55 36.4% Deadball Rebounds
3FG % 1st Half: 2-8 25.0% 2nd half: 4-11 36.4% Game: 6-19 31.6% 3
FT % 1st Half: 3-4 75.0% 2nd half: 7-14 50.0% Game: 10-18 55.6%

Ohio State 71 • 19-5, 10-1 B1G

##	Player		Total FG-FGA	3-Ptr FG-FGA	FT-FTA	Rebounds Off	Def	Tot	PF	TP	A	TO	Blk	Stl	Min
01	Tate, Jae'Sean	f	7-10	0-1	2-3	4	2	6	4	16	2	1	0	0	30
33	Bates-Diop, Keita	f	5-13	0-3	3-4	2	11	13	1	13	5	3	4	0	32
34	Wesson, Kaleb	f	7-7	0-0	0-0	2	3	5	3	14	1	2	1	1	21
03	Jackson, C.J.	g	3-9	2-5	2-2	0	1	1	2	10	2	2	1	0	35
15	Williams, Kam	g	4-6	1-3	0-0	0	6	6	0	9	0	0	0	1	24
00	Potter, Micah		2-3	1-1	1-1	1	6	7	1	6	1	0	0	0	16
02	Jallow, Musa		0-0	0-0	0-0	0	0	0	2	0	0	2	0	0	3
13	Dakich, Andrew		0-2	0-2	0-0	0	0	0	1	0	1	1	0	2	21
24	Wesson, Andre		1-2	1-2	0-0	0	1	1	5	3	1	2	0	1	18
	Team					0	0	0							
	Totals		29-52	5-17	8-10	9	30	39	19	71	13	14	6	5	200

FG % 1st Half: 17-27 63.0% 2nd half: 12-25 48.0% Game: 29-52 55.8% Deadball Rebounds
3FG % 1st Half: 3-9 33.3% 2nd half: 2-8 25.0% Game: 5-17 29.4% 0
FT % 1st Half: 1-1 100.0 2nd half: 7-9 77.8% Game: 8-10 80.0%

Officials: Bo Boroski, Terry Wymer, Steve McJunkins
Technical fouls: Indiana-None. Ohio State-None.
Attendance: 14041

Score by periods	1st	2nd	Total
Indiana	23	33	**56**
Ohio State	38	33	**71**

Points	In Paint	Off T/O	2nd Chance	Fast Break	Bench
IND	26	15	9	2	32
OSU	40	8	10	2	9

Last FG - IND 2nd-03:05, OSU 2nd-01:35.
Largest lead - IND by 1 1st-18:46, OSU by 20 2nd-14:38.
IND led for 00:23. OSU led for 38:30. Game was tied for 00:41.

Score tied - 1 time.
Lead changed - 2 times.

Game 25
No. 17 Ohio State 75, Illinois 67
Feb. 4, 2018, Columbus

COLUMBUS -- Keita Bates-Diop scored a career-high 35 points and had 13 rebounds and No. 17 Ohio State held off Illinois 75-67. The Buckeyes, playing without suspended guard Kam Williams, overcame an Illinois lead to tie the score at the 5-minute mark. But they wouldn't get the game in hand until Kaleb Wesson grabbed an offensive rebound and put it back up with 48 seconds left. That gave the Buckeyes a 72-67 lead, and any momentum Illinois had was gone for good. Jae'Sean Tate scored 11 points for the Buckeyes, who have won three straight and 10 of their last 11. Bates-Diop had 17 of his points in the first half - 11 straight in one stretch - when Ohio State had to dig its way out of a 15-point hole. He finished with his 10th double-double of the season. Buckeyes coach Chris Holtmann, in his first year at Ohio State after a successful run at Butler, now has won 20 or more games in each of his last five full years as a head coach. Mark Alstork paced Illinois with 19 points, and Trent Frazier chipped in 12.

Notes:

- The game marked the 174th meeting between Ohio State and Illinois.
- The Buckeyes trail the series 102-72 all-time against the Fighting Illini, but lead 45-41 in games played in Columbus.
- Ohio State is 27-11 against Illinois when it enters the game ranked in the Top 25.
- Ohio State held Illinois scoreless in the last 10 minutes of the first half, forcing eight turnovers and holding the Illini to 0-9 shooting from the field. Ohio State held the Illini scoreless for the last 10:11 of the first and for 1:20 to start the second half (total of 11:31)
- The Buckeyes set season highs for free throw makes with 26, and free throw attempts with 33.
- The Buckeyes are 17-2 on the year when scoring 70-plus points.
- The Buckeyes outrebounded the Fighting Illini 45-22 for a plus-23 rebound margin.
- Ohio State is 15-2 in games in which it outrebounds its opponent.
- The Buckeyes are 20-1 on the season when shooting a higher percentage from the field than their opponent.
- Ohio State is 145-41 in games in which two or more players record a double-double in a game.
- The game marked the second time Chris Holtmann has faced Illinois in his career. Holtmann holds a 1-1 record in these contests.
- Holtmann is the first Ohio State coach to win 20 regular season games in his first season in Columubs.
- Holtmann has won at least 20 games in each of the last five seasons as a head coach (last at Gardner Webb, 3 at Butler, first at Ohio State).
- Keita Bates-Diop led all scorers in the game posting a career-high 35 points while adding 13 rebounds and an assist.
- Bates-Diop's 35 points aretied for the 46th most scored by a Buckeye in a single game.
- Bates-Diop's 35 points also propelled him over the 500-point mark for the season, making him the 33rd Buckeye to do so.
- Bates-Diop recorded his 10th double-double of the season and the 16th of his career. The Buckeyes are 15-1 in games in which Bates-Diop records a double-double.

Official Basketball Box Score -- Game Totals -- Final Statistics
Illinois vs Ohio State
02/04/18 12:00 p.m. at Columbus, Ohio (Value City Arena)

Illinois 67 • 12-12, 2-9 B1G

##	Player		Total FG-FGA	3-Ptr FG-FGA	FT-FTA	Rebounds Off	Def	Tot	PF	TP	A	TO	Blk	Stl	Min
02	Nichols, Kipper	r	3-6	1-3	2-2	1	1	2	5	9	2	0	0	1	18
12	Black, Leron	r	4-8	1-1	0-0	1	3	4	5	9	1	3	0	1	26
43	Finke, Michael	r	3-9	2-5	0-0	1	2	3	0	8	0	0	0	0	31
01	Frazier, Trent	g	5-15	2-9	0-0	0	2	2	3	12	4	3	0	1	27
24	Alstork, Mark	g	6-11	1-4	6-9	0	3	3	4	19	1	1	0	3	32
03	Lucas, Te'Jon		0-1	0-0	0-2	0	3	3	3	0	2	2	0	0	15
11	Eboigbodin, Greg		0-0	0-0	0-0	0	0	0	2	0	0	0	0	0	6
13	Smith, Mark		0-2	0-1	4-4	0	0	0	0	4	1	1	0	1	16
20	Williams, Da'Monte		0-1	0-1	0-0	0	0	0	0	0	0	0	0	0	7
23	Jordan, Aaron		2-4	2-4	0-0	1	2	3	1	6	0	0	0	1	22
	Team					1	1	2				1			
	Totals		23-57	9-28	12-17	5	17	22	23	67	11	11	0	8	200

FG % 1st Half: 11-26 42.3% 2nd half: 12-31 38.7% Game: 23-57 40.4%
3FG % 1st Half: 4-13 30.8% 2nd half: 5-15 33.3% Game: 9-28 32.1%
FT % 1st Half: 4-4 100.0 2nd half: 8-13 61.5% Game: 12-17 70.6%

Deadball Rebounds 3

Ohio State 75 • 20-5, 11-1 B1G

##	Player		Total FG-FGA	3-Ptr FG-FGA	FT-FTA	Rebounds Off	Def	Tot	PF	TP	A	TO	Blk	Stl	Min
01	Tate, Jae'Sean	r	3-7	1-1	4-6	1	5	6	3	11	3	1	0	1	33
24	Wesson, Andre	r	1-1	0-0	0-0	0	1	1	4	2	0	3	0	1	26
33	Bates-Diop, Keita	r	10-16	2-7	13-15	2	11	13	3	35	1	6	0	0	37
34	Wesson, Kaleb	r	3-6	0-1	4-4	7	3	10	0	10	1	0	0	2	23
03	Jackson, C.J.	g	2-11	0-4	5-7	0	6	6	3	9	4	4	0	0	35
00	Potter, Micah		1-1	0-0	0-1	0	1	1	3	2	0	0	0	0	9
02	Jallow, Musa		0-0	0-0	0-0	1	0	1	0	0	0	1	0	1	13
13	Dakich, Andrew		3-8	0-3	0-0	2	2	4	2	6	2	0	0	0	23
25	Young, Kyle		0-0	0-0	0-0	0	0	0	0	0	0	0	0	0	1
	Team					1	2	3							
	Totals		23-50	3-16	26-33	14	31	45	18	75	11	15	0	5	200

FG % 1st Half: 13-28 46.4% 2nd half: 10-22 45.5% Game: 23-50 46.0%
3FG % 1st Half: 2-11 18.2% 2nd half: 1-5 20.0% Game: 3-16 18.8%
FT % 1st Half: 6-6 100.0 2nd half: 20-27 74.1% Game: 26-33 78.8%

Deadball Rebounds 3

Officials: Terry Oglesby, Paul Szelc, Larry Scirotto
Technical fouls: Illinois-None. Ohio State-Tate, Jae'Sean.
Attendance: 18743

Score by periods	1st	2nd	Total
Illinois	30	37	**67**
Ohio State	34	41	**75**

Points	In Paint	Off T/O	2nd Chance	Fast Break	Bench
ILL	16	16	7	8	10
OSU	38	10	11	6	8

Last FG - ILL 2nd-01:41, OSU 2nd-00:48.
Largest lead - ILL by 15 1st-10:51, OSU by 8 2nd-00:24.
ILL led for 16:23. OSU led for 18:24. Game was tied for 05:13.

Score tied - 6 times.
Lead changed - 6 times.

Game 26
No. 14 Ohio State 64, No. 3 Purdue 63
Feb. 7, 2018, West Lafayette

WEST LAFAYETTE -- Keita Bates-Diop scored 18 points, including the decisive putback with 2.8 seconds left, to give No. 14 Ohio State a 64-63 upset at No. 3 Purdue, ending the nation's longest winning streak at 19 games. The Buckeyes grabbed a share of the conference lead as Ohio State won for the 11th time in 12 games. Carsen Edwards finished with a career-high 28 points to lead the Boilermaker, who lost for the first time since Nov. 23. Isaac Haas had 18 points but missed an 8-foot jumper at the buzzer to win it. Purdue's school record 14-game winning streak in conference play and 21-game winning streak at home also ended. Purdue led 58-51 with 5:29 to go, but Ohio State closed the game on 13-5 run, retaking a 62-60 lead on Andre Wesson's banked 3-pointer with 1:13 to go. Twenty-four seconds later, Vincent Edwards answered with a three-point play that gave Purdue the lead. But on the Buckeyes' final possession, they grabbed two offensive rebounds - the second being Bates-Diop's putback to win it.

Notes:

- The game marked the 170th meeting between Ohio State and Purdue.
- The Buckeyes trail the series 86-84 all-time against the Boilermakers.
- Ohio State is 7-3 against Purdue when both teams enter the game ranked in the Top 25.
- Ohio Sate won its second game of the year against an opponent ranked in the Top 5, the other being an 80-64 victory over No. 1 Michigan State Jan. 7, 2018 in Columbus.
- The Buckeyes last road win against a Top 5 opponent was a 67-58 victory over Indiana March 5, 2013 in Bloomington. No. 14 Ohio State defeated No. 2 Indiana in that game.
- Ohio State is 71-60 all time in games decided by one points and 23-24 in one-point road games. The last road win decided by one point was at Penn State a year ago (71-70) Feb. 28, 2017. Jae'Sean Tate scored a layup late to provide the winning margin. The Ohio State vs. Purdue game last year in Columbus (1/5/17) was a one-point game as well, 76-75, in favor of the Boilers.
- Ohio State is 39-69 all-time against Top 5 teams. Ohio State defeated No. 1 Michigan State earlier this year in Columbus and fell to No. 5 North Carolina in the CBSSports Classic Dec. 23, 2017 in New Orleans.
- Ohio State held Purdue to 20 made field goals in the game. The last time the Boilermakers were held to 20 or fewer made shots at home against a Big Ten opponent was against Illinois (3/17/2015). Purdue won that game 63-58. Louisville held Purdue to 19 made shots (19-57) Nov. 28, 2017. Purdue won that one 66-57.
- The game marked the second time Chris Holtmann has faced Purdue in his career. Holtmann holds a 2-0 record in these contests.
- Holtmann has won five games in his career against opponents ranked in the Top 5.
- Keita Bates-Diop led the Buckeyes in scoring with 18 points while adding 11 rebounds, and three assists. Entering the game Wednesday, Bates-Diop was scoreless in his career vs. Purdue.

Official Basketball Box Score -- Game Totals -- Final Statistics
Ohio State vs Purdue
02/07/18 8:30 PM ET at West Lafayette, Ind. / Mackey Arena

Ohio State 64 • 21-5, 12-1

##	Player		Total FG-FGA	3-Ptr FG-FGA	FT-FTA	Rebounds Off	Def	Tot	PF	TP	A	TO	Blk	Stl	Min
01	Tate, Jae'Sean	r	4-10	0-1	2-4	0	4	4	4	10	5	2	0	4	34
24	Wesson, Andre	r	4-6	3-5	2-2	0	3	3	2	13	1	1	0	0	36
33	Bates-Diop, Keita	r	9-18	0-1	0-0	2	9	11	2	18	3	0	0	0	39
34	Wesson, Kaleb	r	0-4	0-1	0-0	1	1	2	4	0	0	1	0	0	12
03	Jackson, C.J.	g	2-9	0-4	1-2	1	1	2	1	5	2	2	1	1	33
00	Potter, Micah		1-3	0-1	3-4	0	1	1	2	5	0	0	0	0	10
02	Jallow, Musa		3-4	3-4	1-2	0	1	1	1	10	1	0	0	1	13
13	Dakich, Andrew		1-3	0-1	0-0	1	1	2	2	2	3	1	0	1	20
25	Young, Kyle		0-0	0-0	1-2	0	0	0	2	1	0	0	0	0	3
	Team					1	4	5				1			
	Totals		24-57	6-18	10-16	6	25	31	20	64	15	8	1	7	200

FG % 1st Half: 11-26 42.3% 2nd half: 13-31 41.9% Game: 24-57 42.1%
3FG % 1st Half: 3-9 33.3% 2nd half: 3-9 33.3% Game: 6-18 33.3%
FT % 1st Half: 4-6 66.7% 2nd half: 6-10 60.0% Game: 10-16 62.5%

Deadball Rebounds 3,1

Purdue 63 • 23-3, 12-1

##	Player		Total FG-FGA	3-Ptr FG-FGA	FT-FTA	Rebounds Off	Def	Tot	PF	TP	A	TO	Blk	Stl	Min
12	Edwards, Vincent	r	3-12	2-3	3-3	0	9	9	2	11	1	2	0	0	38
44	Haas, Isaac	c	7-11	0-0	4-7	0	3	3	3	18	0	1	1	0	28
03	Edwards, Carsen	g	8-13	4-7	8-9	1	5	6	1	28	3	1	0	2	36
11	Thompson, P.J.	g	0-5	0-5	0-0	0	1	1	1	0	2	1	0	0	34
31	Mathias, Dakota	g	2-5	2-5	0-0	0	4	4	2	6	4	5	0	3	33
14	Cline, Ryan		0-0	0-0	0-0	0	1	1	2	0	1	2	0	0	11
20	Eastern, Nojel		0-1	0-0	0-0	0	2	2	0	0	2	0	0	0	6
24	Eifert, Grady		0-0	0-0	0-0	0	0	0	0	0	1	0	0	0	2
32	Haarms, Matt		0-0	0-0	0-0	1	1	2	3	0	0	0	3	0	12
	Team					0	2	2							
	Totals		20-47	8-20	15-19	2	28	30	14	63	14	12	4	5	200

FG % 1st Half: 10-23 43.5% 2nd half: 10-24 41.7% Game: 20-47 42.6%
3FG % 1st Half: 2-6 33.3% 2nd half: 6-14 42.9% Game: 8-20 40.0%
FT % 1st Half: 9-12 75.0% 2nd half: 6-7 85.7% Game: 15-19 78.9%

Deadball Rebounds 3,2

Officials: Terry Wymer, Bill Ek, Kelly Pfeifer
Technical fouls: Ohio State-None. Purdue-None.
Attendance: 14804

Score by periods	1st	2nd	Total
Ohio State	29	35	**64**
Purdue	31	32	**63**

Points	In Paint	Off T/O	2nd Chance	Fast Break	Bench
OSU	28	10	8	4	18
PURDUE	18	6	2	2	0

Last FG - OSU 2nd-00:03, PURDUE 2nd-00:48.
Largest lead - OSU by 3 1st-13:02, PURDUE by 14 2nd-10:17.
OSU led for 02:27. PURDUE led for 34:41. Game was tied for 02:52.

Score tied - 3 times.
Lead changed - 9 times.

Game 27
No. 14 Ohio State 82, Iowa 64
Feb. 10, 2018, Columbus

COLUMBUS -- Keita Bates-Diop had 14 points and eight rebounds, and No. 14 Ohio State beat Iowa 82-64 for sole possession of first place in the Big Ten. Kaleb Wesson added 18 points and C.J Jackson scored 14 for the Buckeyes, who were 9 for 20 from 3-point range. Leading scorer Tyler Cook had just eight points for the Hawkeyes. Following a 7-0 Iowa run that put the Hawkeyes up 18-15, Ohio State rattled off an 8-0 run of its own with a second-chance layup and two layups in transition after forcing turnovers on three straight possessions. Ohio State made eight of its final 10 shots to end the half, which included four 3s to take a 42-32 lead into the break. The hot shooting spilled into the early moments of the second half. Tate drove the baseline to find Jackson in the opposite corner for a 3, then drilled a rare 3 of his own to highlight a 14-0 run and extend the lead to 18 with 15:49 left as the sellout crowd of 18,809 fans roared for one of college basketball's most surprising teams this season. Ohio State's largest lead was 29.

Notes:

- The game marked the 152nd meeting between Ohio State and Iowa.
- The game was an official sellout (18,809). The last sellout at Value City Arena was four years ago, March 9, 2014 against Michigan State. The Buckeyes won 69-67. Ohio State is 61-17 in sellouts at VCA and 53-14 when facing Big Ten Conference foes.
- The Buckeyes have won 14 of their last 19 games against Iowa.
- The Buckeyes hold a 48-27 record against the Hawkeyes in Columbus.
- Ohio State has won nine of the last 11 games vs. Iowa held in Columbus.
- The Buckeyes lead the all-time series against the Hawkeyes 77-75.
- The Buckeyes are now 2-0 against the Hawkeyes this year. The other matchup was a 92-81 victory Jan. 4 in Iowa City.
- Ohio State has now won 15 games by at least 10 points on the year.
- Ohio State's starters outscored Iowa's starters 60-36 in the contest.
- The game marked the third time Chris Holtmann has faced Iowa in his career. Holtmann holds a 2-1 record in these contests.
- Holtmann has the most wins in Ohio State history (22) in his first season as coach of the Buckeyes. Thad Matta won 20 (20-12) games in 2005 and Gary Williams won 20 (20-13) in his first season in Columbus in 1987.
- Keita Bates-Diop recorded 14 points, eight rebounds, four assists and a steal for the Buckeyes.
- Bates-Diop made three 3-pointers, putting him at 50 on the season.
- Bates-Diop's eight defensive rebounds put him at over 200 on the season.

Official Basketball Box Score -- Game Totals -- Final Statistics
Iowa vs Ohio State
02/10/18 6:00 p.m. at Columbus, Ohio (Value City Arena)

Iowa 64 • 12-15, 3-11 B1G

##	Player		Total FG-FGA	3-Ptr FG-FGA	FT-FTA	Rebounds Off	Def	Tot	PF	TP	A	TO	Blk	Stl	Min
00	Wagner, Ahmad	r	1-2	0-0	0-0	0	1	1	3	2	0	0	0	0	13
05	Cook, Tyler	r	4-9	0-0	0-0	0	4	4	2	8	1	4	0	0	26
55	Garza, Luka	r	4-9	0-1	0-0	2	2	4	3	8	1	1	2	0	24
03	Bohannon, Jordan	g	4-11	3-8	0-0	0	1	1	1	11	5	2	0	0	36
04	Moss, Isaiah	g	2-7	1-3	2-2	1	2	3	1	7	0	0	1	0	20
01	Dailey, Maishe		0-5	0-3	1-2	1	0	1	1	1	1	1	0	1	13
02	Nunge, Jack		6-12	1-4	5-5	3	2	5	0	18	1	0	0	0	21
15	Kriener, Ryan		1-1	0-0	0-1	0	1	1	2	2	0	0	0	0	10
24	Ellingson, Brady		0-0	0-0	0-0	0	1	1	2	0	0	0	0	0	7
25	Uhl, Dom		0-0	0-0	0-0	0	1	1	0	0	0	1	0	0	2
35	Pemsl, Cordell		2-2	0-0	0-0	1	0	1	1	4	1	1	0	0	12
51	Baer, Nicholas		1-1	1-1	0-0	1	2	3	2	3	2	2	1	1	16
	Team					1	2	3							
	Totals		25-59	6-20	8-10	10	19	29	18	64	12	12	4	2	200

FG % 1st Half: 14-28 50.0% 2nd half: 11-31 35.5% Game: 25-59 42.4%
3FG % 1st Half: 2-9 22.2% 2nd half: 4-11 36.4% Game: 6-20 30.0%
FT % 1st Half: 2-3 66.7% 2nd half: 6-7 85.7% Game: 8-10 80.0%

Deadball Rebounds 1

Ohio State 82 • 22-5, 13-1 B1G

##	Player		Total FG-FGA	3-Ptr FG-FGA	FT-FTA	Rebounds Off	Def	Tot	PF	TP	A	TO	Blk	Stl	Min
01	Tate, Jae'Sean	r	5-8	1-2	0-2	1	3	4	1	11	4	0	0	1	26
24	Wesson, Andre	r	1-6	1-4	0-0	0	0	0	2	3	3	2	0	1	30
33	Bates-Diop, Keita	r	4-9	3-7	3-4	0	8	8	2	14	4	0	0	1	26
34	Wesson, Kaleb	r	5-8	0-0	8-11	5	2	7	3	18	0	1	2	1	24
03	Jackson, C.J.	g	5-7	3-4	1-1	0	2	2	2	14	5	1	0	1	26
00	Potter, Micah		4-7	0-1	2-2	1	4	5	2	10	0	0	1	0	14
02	Jallow, Musa		2-3	0-1	0-0	1	2	3	1	4	0	0	0	1	19
13	Dakich, Andrew		2-4	1-2	1-1	0	2	2	1	6	1	2	0	2	21
14	Lane, Joey		0-2	0-1	0-0	0	0	0	1	0	0	1	0	0	3
25	Young, Kyle		1-1	0-0	0-0	0	1	1	2	2	1	1	0	0	7
43	Lehmann, Matt		0-0	0-0	0-0	0	1	1	1	0	0	1	0	0	2
45	Fulton, Connor		0-0	0-0	0-0	0	0	0	0	0	0	0	0	0	2
	Team					0	0	0							
	Totals		29-55	9-22	15-21	8	25	33	17	82	18	10	3	8	200

FG % 1st Half: 14-25 56.0% 2nd half: 15-30 50.0% Game: 29-55 52.7%
3FG % 1st Half: 6-10 60.0% 2nd half: 3-12 25.0% Game: 9-22 40.9%
FT % 1st Half: 8-12 66.7% 2nd half: 7-9 77.8% Game: 15-21 71.4%

Deadball Rebounds 5

Officials: Gene Steratore, Lamont Simpson, Rob Riley
Technical fouls: Iowa-None. Ohio State-None.
Attendance: 18809

Score by periods	1st	2nd	Total
Iowa	32	32	**64**
Ohio State	42	40	**82**

Points	In Paint	Off T/O	2nd Chance	Fast Break	Bench
IOWA	32	12	15	3	28
OSU	38	18	11	8	22

Last FG - IOWA 2nd-00:09, OSU 2nd-02:11.
Largest lead - IOWA by 3 1st-09:59, OSU by 29 2nd-06:36.
IOWA led for 03:17. OSU led for 35:47. Game was tied for 00:56.

Score tied - 1 time.
Lead changed - 5 times.

Game 28
Penn State 79, No. 8 Ohio State 56
Feb. 15, 2018, State College

STATE COLLEGE, Pa. -- Tony Carr scored 30 points and Penn State topped No. 8 Ohio State 79-56 to sweep the Buckeyes. Mike Watkins added 11 points and 10 rebounds for his 10th double-double of the season, and Shep Garner and Josh Reaves added 13 and 10 points apiece for the Nittany Lions. C.J. Jackson led Ohio State with 13 points and Keita Bates-Diop added 10 for the Buckeyes. The Nittany Lions took control in the first half with a 12-0 run over 5:06 as the Buckeyes went 0-for-5 in that span. Carr tossed an alley-oop Watkins' way and the forward jammed home the run's second basket to give Penn State the lead for good just 3:20 in. Penn State added a pair of 7-0 runs and a 6-0 spurt later in the half and Carr buried an awkward layup off a full-court inbounds pass and an ensuing free throw to give Penn State a 45-21 halftime lead. The Buckeyes trailed by as many as 30 early in the second but used an 18-4 run to cut Penn State's lead to 16 with 10:32 to play. Bates-Diop hit a 3-pointer to pull the Buckeyes to 58-42 but they wouldn't get any closer.

Notes:

- The game marked the 50th meeting between Ohio State and Penn State.
- The Buckeyes lead the series 34-16 all-time against the Nittany Lions.
- Ohio State is 13-9 on the road against Penn State.
- The Buckeyes are 18-6 when they enter the game ranked in the Top 25 vs. Penn State.
- The Buckeyes outscored the Nittany Lions in the paint 38-24.
- The Buckeyes are now 5-3 when they are outrebounded by their opponents.
- Keita Bates-Diop scored 10 points while adding six rebounds, two assists, and two blocks in the contest.
- Bates-Diop's 10 points bring his career total to 1,148 and elevate him to the 39th spot on the Ohio State all-time scoring list.
- Jae'Sean Tate scored six points, while adding four rebounds, an assist, and a steal.
- Tate's six points give him 1,442 for his career and move him past Bill Hosket (1,441) for the 22nd spot on the Ohio State all-time scoring list.
- C.J. Jackson led the Buckeyes with 13 points, adding three rebounds and an assist.
- The game marked the 21st double figure scoring effort for Jackson on the season.

Game 29
No. 22 Michigan 74,
No. 8 Ohio State 62
Feb. 18, 2018, Ann Arbor

ANN ARBOR, Mich. -- Jordan Poole scored 12 of his 15 points in the first half to help No. 22 Michigan take the lead in a 74-62 win over No. 8 Ohio State. The Wolverines beat a rival and helped out another rival, giving No. 2 Michigan State a one-game lead atop the conference standings with two games left in the regular season. The Buckeyes fell out of first place by losing consecutive Big Ten games for the first time this season. Michigan's Muhammad-Ali Abdur-Rahkman scored 17, Zavier Simpson had 13 points and Moe Wagner added 12. Jae'Sean Tate had 20 points and a career-high 15 rebounds for the Buckeyes, while Keita Bates-Diop went for 17 points and seven boards. The last Buckeye to record 20 or more points and 15 or more rebounds in a game was Jared Sullinger (22/18) in a 75-73 win at Northwestern Feb. 29, 2012.

Notes:

- The game marked the 174th meeting between Ohio State and Michigan.
- Ohio State leads the all time series with Michigan 97-77.
- Ranked Ohio State teams are 35-10 against the Wolverines and 15-27 against ranked Michigan teams. Each team owns seven wins in games when both Ohio State and Michigan are ranked at the same time.
- The Buckeyes are now 1-1 against the Wolverines this year. The previous matchup was a 71-62 victory Dec. 4 in Columbus.
- Ohio State is now 2-5 when trailing at the half.
- The Buckeyes are 2-3 against ranked teams this season.
- Ohio State outrebounded the Wolverines 40-30.
- The game marked the third time Chris Holtmann has faced Michigan in his career.
- Holtmann holds a 1-2 record against the Wolverines and is 1-1 at the helm of the Buckeyes.
- Jae'Sean Tate led the Buckeyes with 20 points in the contest.
- Tate recorded his fourth double-double of the season and 14th of his career with 20 points and a career-high 15 rebounds.
- Tate is now ranked 21st on the list of all-time leading scorers for the Buckeyes with 1,462 points, passing David Lighty (1,458).
- Keita Bates-Diop went 3-6 beyond the arc. He had 17 points and seven rebounds in the contest.
- Bates-Diop currently sits at number 39 on the list of all-time scorers with 1,165 points. He needs 14 points to pass Lawrence Funderburke (1,179).
- Andre Wesson tied his career-high with three assists and had eight points.
- Wesson finished a perfect 3-3 from the floor and 1-1 from beyond the arc and at the line.
- Kyle Young played a career-high 22 minutes in the contest.
- Young grabbed five off the boards, had one block, one steal and two points.

Game 30
No. 16 Ohio State 79
Rutgers 52
Feb. 20, 2018, Columbus

COLUMBUS -- C.J. Jackson scored 18 points to help No. 16 Ohio State rout Rutgers 79-52. Kaleb Wesson added 14, and Kam Williams, playing his last home game, had 13 as the Buckeyes got a feel-good win on senior night. Corey Sanders had 12 points for the Scarlet Knights. Jae'Sean Tate, also playing his last game at Value City Arena, had nine points and 10 rebounds. Ohio State led 32-27 at the half. The Buckeyes had built a 19-point lead coming off an 11-0 run with 5:41 left in the half but then went cold. Rutgers put together a 16-2 run to finish the half, during which Ohio State went 1 for 8 from the floor. But Rutgers opened the second half 1 for 8, and Ohio State took control with an 18-2 run. The Buckeyes shot 59 percent from the field (33-56) to help cap off a 16-2 home record at Value City Arena. Ohio State's 14 Big Ten Conference wins are the most since the 2011 team went 16-2 in league play. The Buckeyes scored 44 points in the paint and got 35 points from the bench. Chris Holtmann, head coach of the Buckeyes, started seniors Williams and Tate along with fifth year transfer Andrew Dakich and fourth year junior Keita Bates-Diop, who has a year of eligibility remaining but has already graduated from Ohio State. The seniors and graduates were honored before and after the game for their service to Ohio State and the men's basketball program.

Notes:

- The game marked the eighth meeting between Ohio State and Rutgers.
- The Buckeyes lead the series 6-2 all-time against the Scarlet Knights.
- Ohio State is 3-0 at home against Rutgers.
- The Buckeyes are 2-0 when they enter the game ranked in the Top 25 against the Scarlet Knights.
- Ohio State moved to 20-2 this season when leading at the half.
- The Buckeyes are 18-3 this season when outrebounding their opponent. They outrebounded the Scarlet Knights 36-25 in the contest.
- The Buckeyes shot 58.9 percent in the contest. They move to 12-1 on the year when shooting 50 percent or better from the field.
- Ohio State is 19-2 this season when scoring 70 or more points.
- The Buckeyes have won eight games this season by a 20-plus point margin including four against Big Ten opponents.
- Ohio State has won nine games against Big Ten opponents this season by a 10-plus point margin.
- The game marked the second time Chris Holtmann has faced Rutgers in his career. Holtmann holds a 2-0 record in these contests.
- Holtmann's 23 wins are the most by a first-year head coach in Ohio State history.
- Keita Bates-Diop's six points bring his career total to 1,171. He needs eight more points to tie Lawrence Funderburke (1,179) for the 38th spot on Ohio State's all-time scoring list.
- Jae'Sean Tate's nine points give him 1,471 for his career. He needs 15 points to reach Jerry Francis (1,486) the 20th spot on Ohio State's all-time scoring list.

Official Basketball Box Score -- Game Totals -- Final Statistics
Ohio State vs Penn State
2/15/18 8:00 p.m. at University Park, Pa. (Bryce Jordan Ctr.)

Ohio State 56 • 22-6, 13-2

##	Player		Total FG-FGA	3-Ptr FG-FGA	FT-FTA	Rebounds Off	Def	Tot	PF	TP	A	TO	Blk	Stl	Min
01	Tate, Jae'Sean	f	3-5	0-2	0-0	0	4	4	4	6	2	1	0	1	23
24	Wesson, Andre	f	1-3	0-1	1-1	0	0	0	3	3	0	2	0	2	30
33	Bates-Diop, Keita	f	4-11	1-2	1-2	0	5	5	0	10	2	2	2	0	32
34	Wesson, Kaleb	f	3-8	0-0	1-2	3	2	5	1	7	1	0	1	1	17
03	Jackson, C.J.	g	5-11	1-5	2-2	0	3	3	2	13	1	1	0	0	26
00	Potter, Micah		1-4	0-0	4-5	3	3	6	3	6	0	1	0	1	12
02	Jallow, Musa		1-4	0-2	3-4	1	1	2	3	5	0	1	0	0	12
13	Dakich, Andrew		0-1	0-0	0-0	0	0	0	0	0	2	1	0	1	22
15	Williams, Kam		1-4	0-3	0-0	0	2	2	2	2	1	0	0	0	16
25	Young, Kyle		2-3	0-0	0-1	1	1	2	2	4	0	0	0	1	10
	Team					0	1	1	1			1			
	Totals		21-54	2-15	12-17	8	22	30	21	56	9	10	3	7	200

FG % 1st Half:	8-29	27.6%	2nd half	13-25	52.0%	Game: 21-54	38.9%
3FG % 1st Half	0-7	0.0%	2nd half	2-8	25.0%	Game: 2-15	13.3%
FT % 1st Half:	5-8	62.5%	2nd half	7-9	77.8%	Game: 12-17	70.6%

Deadball Rebounds 2

Penn State 79 • 19-9, 9-6

##	Player		Total FG-FGA	3-Ptr FG-FGA	FT-FTA	Rebounds Off	Def	Tot	PF	TP	A	TO	Blk	Stl	Min
11	Stevens, Lamar	f	3-9	0-2	1-3	1	5	6	2	7	2	3	1	3	36
24	Watkins, Mike	f	4-7	0-0	3-4	4	6	10	2	11	3	2	2	1	29
10	Carr, Tony	g	9-15	4-8	8-12	1	4	5	3	30	3	1	0	0	35
23	Reaves, Josh	g	4-8	1-1	3-4	1	3	4	4	12	6	2	0	3	32
33	Garner, Shep	g	4-8	4-7	1-2	0	2	2	4	13	0	1	0	0	27
01	Zemgulis, Deivis		0-0	0-0	0-0	0	0	0	0	0	0	0	0	0	2
03	Pierce, Satchel		0-0	0-0	0-0	0	0	0	0	0	0	0	0	0	0+
04	Bostick, Nazeer		1-6	0-2	2-2	1	1	2	0	4	0	1	0	1	22
05	Wheeler, Jamari		1-1	0-0	0-0	0	1	1	1	2	0	0	0	0	4
22	Hazle, Grant		0-0	0-0	0-0	0	0	0	0	0	0	0	1	0	0+
44	Moore, Julian		0-0	0-0	0-0	1	1	2	3	0	0	0	3	0	13
	Team					1	5	6				1			
	Totals		26-54	9-20	18-27	10	28	38	19	79	14	11	7	8	200

FG % 1st Half:	15-31	48.4%	2nd half	11-23	47.8%	Game: 26-54	48.1%
3FG % 1st Half	5-10	50.0%	2nd half	4-10	40.0%	Game: 9-20	45.0%
FT % 1st Half:	10-15	66.7%	2nd half	8-12	66.7%	Game: 18-27	66.7%

Deadball Rebounds 5

Officials: D.J. Carstensen, Ted Valentine, Steve McJunkins
Technical fouls: Ohio State-TEAM. Penn State-None.
Attendance: 10981

Score by periods	1st	2nd	Total
Ohio State	21	35	**56**
Penn State	45	34	**79**

Points	In Paint	Off T/O	2nd Chance	Fast Break	Bench
OSU	38	14	6	7	17
PSU	24	15	15	10	6

Last FG - OSU 2nd-01:48, PSU 2nd-00:59.
Largest lead - OSU by 2 1st-19:21, PSU by 30 2nd-17:49.
OSU led for 01:04. PSU led for 36:40. Game was tied for 02:16.

Score tied - 2 times.
Lead changed - 1 time.

Official Basketball Box Score -- Game Totals -- Final Statistics
Ohio State vs Michigan
02/18/18 1:00 PM at Crisler Center, Ann Arbor, MI

Ohio State 62 • 22-7 (13-3)

##	Player		Total FG-FGA	3-Ptr FG-FGA	FT-FTA	Rebounds Off	Def	Tot	PF	TP	A	TO	Blk	Stl	Min
01	Tate, Jae'Sean	f	9-14	0-0	2-5	5	10	15	1	20	2	4	1	0	36
24	Wesson, Andre	f	3-3	1-1	1-1	0	2	2	5	8	3	1	0	0	22
33	Bates-Diop, Keita	f	5-17	3-6	4-8	3	4	7	2	17	0	4	2	1	36
34	Wesson, Kaleb	f	3-6	0-0	2-4	0	4	4	1	8	1	1	0	0	20
03	Jackson, C.J.	g	1-5	1-2	0-1	0	2	2	3	3	0	3	1	2	25
02	Jallow, Musa		0-0	0-0	0-0	0	0	0	1	0	0	0	0	0	5
13	Dakich, Andrew		0-3	0-0	0-0	0	0	0	1	0	0	1	0	1	22
15	Williams, Kam		2-5	0-2	0-0	1	1	2	5	4	2	0	0	0	12
25	Young, Kyle		1-5	0-0	0-0	4	1	5	3	2	0	0	1	1	22
	Team					2	1	3							
	Totals		24-58	5-11	9-19	15	25	40	22	62	8	14	5	5	200

FG % 1st Half:	11-27	40.7%	2nd half:	13-31	41.9%	Game: 24-58	41.4%
3FG % 1st Half:	2-4	50.0%	2nd half:	3-7	42.9%	Game: 5-11	45.5%
FT % 1st Half:	4-8	50.0%	2nd half:	5-11	45.5%	Game: 9-19	47.4%

Deadball Rebounds 3,1

Michigan 74 • 22-7 (11-5)

##	Player		Total FG-FGA	3-Ptr FG-FGA	FT-FTA	Rebounds Off	Def	Tot	PF	TP	A	TO	Blk	Stl	Min
04	Livers, Isaiah	f	0-2	0-1	0-1	0	1	1	3	0	0	1	0	0	16
13	Wagner, Moritz	f	5-9	0-2	2-3	0	7	7	4	12	1	0	1	2	23
01	Matthews, Charles	g	3-6	0-2	0-1	0	7	7	3	6	3	4	0	1	25
03	Simpson, Zavier	g	4-7	1-2	4-6	0	3	3	0	13	3	0	0	2	30
12	Abdur-Rahkman, M-A	g	5-13	2-6	5-6	0	2	2	3	17	3	0	0	0	38
02	Poole, Jordan		5-8	4-5	1-1	0	1	1	1	15	1	0	0	0	19
05	Simmons, Jaaron		1-2	0-0	0-0	1	0	1	0	2	1	1	0	0	9
15	Teske, Jon		2-2	0-0	1-2	1	3	4	2	5	0	0	1	1	16
22	Robinson, Duncan		0-3	0-2	4-4	0	1	1	1	4	0	0	0	0	24
	Team					2	1	3			1				
	Totals		25-52	7-20	17-24	4	26	30	17	74	12	7	2	6	200

FG % 1st Half:	12-29	41.4%	2nd half:	13-23	56.5%	Game: 25-52	48.1%
3FG % 1st Half:	4-12	33.3%	2nd half:	3-8	37.5%	Game: 7-20	35.0%
FT % 1st Half:	5-10	50.0%	2nd half:	12-14	85.7%	Game: 17-24	70.8%

Deadball Rebounds 4

Officials: Larry Scirotto, Gene Steratore, Paul Szeic
Technical fouls: Ohio State-None. Michigan-None.
Attendance: 12707
Game Duration 2:04

Score by periods	1st	2nd	Total
Ohio State	28	34	**62**
Michigan	33	41	**74**

Points	In Paint	Off T/O	2nd Chance	Fast Break	Bench
OSU	36	11	13	0	6
MICH	32	22	2	12	26

Last FG - OSU 2nd-00:27, MICH 2nd-01:26.
Largest lead - OSU by 4 1st-10:51, MICH by 15 2nd-01:02.
OSU led for 06:56. MICH led for 28:33. Game was tied for 04:31.

Score tied - 4 times.
Lead changed - 7 times.

Official Basketball Box Score -- Game Totals -- Final Statistics
Rutgers vs Ohio State
02/20/18 7:00 p.m. at Columbus, Ohio (Value City Arena)

Rutgers 52 • 13-17, 3-14 B1G

##	Player		Total FG-FGA	3-Ptr FG-FGA	FT-FTA	Rebounds Off	Def	Tot	PF	TP	A	TO	Blk	Stl	Min
11	Omoruyi, Eugene	f	2-5	0-0	0-0	1	3	4	1	4	0	0	0	1	14
02	Doorson, Shaquille	c	0-0	0-0	0-0	1	0	1	3	0	2	0	1	0	8
03	Sanders, Corey	g	6-15	0-0	0-0	0	3	3	1	12	2	1	0	1	33
05	Williams, Mike	g	1-5	0-3	0-0	3	2	5	1	2	2	2	2	1	32
35	Thiam, Issa	g	4-11	0-5	0-0	2	4	6	1	8	1	1	0	2	37
01	Sa, Candido		3-5	0-1	0-0	0	0	0	1	6	0	0	0	0	14
10	Dadika, Jake		2-2	1-1	1-2	0	0	0	0	6	2	0	0	0	11
13	Bullock, Matt		0-1	0-1	0-2	0	0	0	1	0	0	1	0	0	7
21	Doucoure, Mamadou		1-3	0-0	1-3	1	2	3	1	3	1	0	0	2	21
22	Downes, Joey		0-0	0-0	0-0	0	0	0	0	0	0	0	0	0	2
33	Freeman, Deshawn		3-7	1-1	4-5	0	2	2	0	11	0	4	0	1	21
	Team					0	1	1				1			
	Totals		22-54	2-12	6-12	8	17	25	10	52	10	10	3	8	200

FG % 1st Half:	12-28	42.9%	2nd half:	10-26	38.5%	Game: 22-54	40.7%
3FG % 1st Half:	1-6	16.7%	2nd half:	1-6	16.7%	Game: 2-12	16.7%
FT % 1st Half:	2-3	66.7%	2nd half:	4-9	44.4%	Game: 6-12	50.0%

Deadball Rebounds 2

Ohio State 79 • 23-7, 14-3 B1G

##	Player		Total FG-FGA	3-Ptr FG-FGA	FT-FTA	Rebounds Off	Def	Tot	PF	TP	A	TO	Blk	Stl	Min
01	Tate, Jae'Sean	f	4-6	1-2	0-0	0	10	10	2	9	3	3	1	0	34
33	Bates-Diop, Keita	f	3-11	0-4	0-0	0	8	8	0	6	2	2	1	1	29
34	Wesson, Kaleb	f	6-7	0-0	2-4	3	2	5	2	14	3	2	1	0	21
13	Dakich, Andrew	g	1-2	0-1	0-0	1	1	2	1	2	2	1	0	1	22
15	Williams, Kam	g	5-9	3-5	0-0	1	2	3	0	13	1	1	1	1	27
00	Potter, Micah		1-2	0-0	0-0	0	0	0	2	2	0	0	0	0	6
02	Jallow, Musa		1-2	0-1	2-2	0	2	2	2	4	1	2	0	0	7
03	Jackson, C.J.		8-12	2-6	0-0	1	2	3	0	18	1	0	0	0	23
14	Lane, Joey		1-1	1-1	0-0	0	1	1	1	3	0	0	0	0	3
24	Wesson, Andre		2-2	1-1	0-0	1	0	1	3	5	4	0	0	1	23
25	Young, Kyle		0-1	0-1	0-0	0	0	0	0	0	0	0	0	0	3
43	Lehmann, Matt		1-1	1-1	0-0	1	0	1	0	3	1	0	0	0	2
	Team					0	1	1				1			
	Totals		33-56	9-23	4-6	8	28	36	13	79	18	12	4	4	200

FG % 1st Half:	14-27	51.9%	2nd half:	19-29	65.5%	Game: 33-56	58.9%
3FG % 1st Half:	3-10	30.0%	2nd half:	6-13	46.2%	Game: 9-23	39.1%
FT % 1st Half:	1-3	33.3%	2nd half:	3-3	100.0	Game: 4-6	66.7%

Deadball Rebounds 0

Officials: Terry Oglesby, Mike Eades, Lewis Garrison
Technical fouls: Rutgers-None. Ohio State-None.
Attendance: 15620

Score by periods	1st	2nd	Total
Rutgers	27	25	**52**
Ohio State	32	47	**79**

Points	In Paint	Off T/O	2nd Chance	Fast Break	Bench
RUTGER	24	11	6	8	26
OSU	44	14	14	3	35

Last FG - RUTGERS 2nd-00:08, OSU 2nd-00:28.
Largest lead - RUTGERS by 3 1st-17:56, OSU by 30 2nd-00:28.
RUTGERS led for 02:42. OSU led for 36:52. Game was tied for 00:26.

Score tied - 0 times.
Lead changed - 1 time.

Game 31
No. 16 Ohio State 80, Indiana 78 2OT
Feb. 20, 2018, Bloomington

BLOOMINGTON, Ind. -- Keita Bates-Diop finished with 24 points and 14 rebounds and C.J. Jackson made a long 3-pointer with 1.7 seconds left in double overtime to give No. 16 Ohio State an 80-78 victory at Indiana. With the win, the Buckeyes claimed at least the No. 2 seed - in coach Chris Holtmann's first season. Juwan Morgan scored 18 points and Robert Johnson added 17 to lead the Hoosiers. But Johnson, playing what could be his final home game, couldn't make the dramatic half-court heave at the buzzer to win a wild game that was tighter than expected. The Buckeyes led 43-36 early in the second half before giving it all away and seeing the Hoosiers take a 61-59 lead on Josh Newkirk's layup with 3:54 left in regulation. Ohio State answered with the next four points but Indiana tied it at 63 with two free throws from Justin Smith with 2:18 to go in regulation. Neither team scored again until overtime. In the first extra period, neither team led by more than two and it ended in a 70-all tie after Johnson made two free throws, with 7.8 seconds left. In the second overtime, neither team led by more than one until Jackson's 3 erased Indiana's 78-77 lead. Jackson finished with 13 points on a night five Buckeyes scored in double figures. Justin Smith added 16 points for Indiana.

Notes:

- The game marked the 184th meeting between Ohio State and Indiana.
- The Buckeyes trail all-time series with the Hoosiers 105-79.
- Indiana leads the series 63-26 when playing in Bloomington.
- The Buckeyes are 22-15 when they enter the game vs. the Hoosiers ranked in the Top 25.
- Ohio State is 6-3 all-time against Indiana when the game is decided in overtime. The last game being an 87-83 loss Feb. 2, 1994 in Bloomington.
- Ohio State is 2-0 in double-overtime games against Indiana with the other being a 97-95 victory in Columbus Feb. 17, 1991.
- Ohio State is 1-1 in overtime games this season.
- Ohio State is 11-1 in games in which Keita Bates-Diop records a double-double this season, and 17-1 all-time in such contests.
- The game marked the fifth time Chris Holtmann has faced Indiana in his career. Holtmann holds a 3-2 record in these contests.
- Holtmann is now one win shy of tying his career-high for wins in a season (Butler, 2016).
- Keita Bates-Diop scored 24 points while adding 14 rebounds, four assists, four blocks, and two steals in the contest.
- Bates-Diop recorded his 18th career double-double, and his 12th of the season.
- Bates-Diop's 24 points bring his career total to 1,195 and move him past Lawrence Funderburke (1,179) for the 38th spot on Ohio State's all-time scoring list. Bates-Diop now trails Luke Wittie (1,211) by just 16 points for the 37th spot on the list.
- Jae'Sean Tate scored 12 points, while adding five rebounds, six assists, a block and a steal.
- Tate's 12 points give him 1,483 for his career. He needs three points to reach Jerry Francis (1,486) the 20th spot on Ohio State's all-time scoring list.

Official Basketball Box Score -- Game Totals -- Final Statistics
Ohio State vs Indiana
02/23/18 8:00pm at Simon Skjodt Assembly Hall

Ohio State 80 • 24-7, 15-3

##	Player		Total FG-FGA	3-Ptr FG-FGA	FT-FTA	Rebounds Off	Def	Tot	PF	TP	A	TO	Blk	Stl	Min
01	Tate, Jae'Sean	f	6-10	0-0	0-0	2	3	5	4	12	6	4	1	1	40-
33	Bates-Diop, Keita	f	9-24	2-9	4-7	3	11	14	2	24	4	1	4	2	45
34	Wesson, Kaleb	f	5-7	0-0	2-4	2	3	5	5	12	0	1	2	1	33
03	Jackson, C.J.	g	5-13	3-6	0-0	1	2	3	3	13	2	1	0	3	44
15	Williams, Kam	g	7-13	1-3	0-0	0	2	2	0	15	0	0	0	1	40-
00	Potter, Micah		1-2	0-0	2-2	1	2	3	0	4	0	1	1	0	9
02	Jallow, Musa		0-0	0-0	0-0	0	0	0	1	0	0	0	0	0	2
13	Dakich, Andrew		0-0	0-0	0-0	1	1	2	1	0	4	4	0	1	19
24	Wesson, Andre		0-0	0-0	0-0	1	1	2	5	0	0	1	0	0	18
	Team					3	2	5							
	Totals		33-69	6-18	8-13	14	27	41	21	80	16	13	8	9	250

FG % 1st Half: 12-30 40.0% 2nd half: 14-27 51.9% OT: 7-12 58.3% Game: 33-69 47.8% Deadball
3FG % 1st Half: 4-8 50.0% 2nd half: 1-7 14.3% OT: 1-3 33.3% Game: 6-18 33.3% Rebounds
FT % 1st Half: 5-7 71.4% 2nd half: 1-2 50.0% OT: 2-4 50.0% Game: 8-13 61.5% 5,1

Indiana 78 • 16-14, 9-9

##	Player		Total FG-FGA	3-Ptr FG-FGA	FT-FTA	Rebounds Off	Def	Tot	PF	TP	A	TO	Blk	Stl	Min
13	Morgan, Juwan	f	6-13	1-3	5-12	4	3	7	4	18	3	4	2	3	35
21	McSwain Jr., Freddie	f	1-4	0-0	1-2	2	4	6	1	3	1	1	0	1	25
04	Johnson, Robert	g	6-16	2-4	3-4	0	3	3	1	17	4	3	0	0	43
11	Green, Devonte	g	0-4	0-1	0-0	0	0	0	0	0	2	1	0	0	16
15	McRoberts, Zach	g	3-3	2-2	0-0	3	5	8	3	8	0	1	0	2	43
01	Durham, Aljami		3-4	1-1	0-1	0	1	1	1	7	0	0	0	1	11
02	Newkirk, Josh		3-6	1-3	2-2	1	0	1	1	9	6	1	1	0	36
03	Smith, Justin		7-13	0-0	2-2	1	3	4	2	16	0	1	0	0	37
30	Hartman, Collin		0-2	0-2	0-0	0	1	1	0	0	0	0	0	0	4
	Team					4	0	4							
	Totals		29-65	7-16	13-23	15	20	35	13	78	16	12	3	7	250

FG % 1st Half: 12-27 44.4% 2nd half: 12-27 44.4% OT: 5-11 45.5% Game: 29-65 44.6% Deadball
3FG % 1st Half: 4-8 50.0% 2nd half: 3-8 37.5% OT: 0-0 0.0% Game: 7-16 43.8% Rebounds
FT % 1st Half: 5-10 50.0% 2nd half: 3-5 60.0% OT: 5-8 62.5% Game: 13-23 56.5% 3,2

Officials: Gene Steratore, Bo Boroski, Larry Sciotto
Technical fouls: Ohio State-None. Indiana-None.
Attendance: 17222

Score by periods	1st	2nd	OT	OT2	Total
Ohio State	33	30	7	10	**80**
Indiana	33	30	7	8	**78**

	In Paint	Off T/O	2nd Chance	Fast Break	Bench
OSU	40	16	11	11	4
IND	42	19	12	4	32

Last FG - OSU OT2-00:03, IND OT2-00:07.
Largest lead - OSU by 12 1st-05:55, IND by 2 1st-16:18.
OSU led for 33:39. IND led for 06:10. Game was tied for 09:46.

Score tied - 14 times.
Lead changed - 16 times.

Game 32
Penn State 69, No. 13 Ohio State 68
March 2, 2018, New York

New York -- Tony Carr found Josh Reaves for a game-winning layup with 3.1 seconds to play and Penn State picked up a 69-68 victory over second-seeded Ohio State in the quarterfinals of the Big Ten Tournament. Carr had 25 points and the seventh-seeded Nittany Lions scored the final five points in beating the 13th-ranked Buckeyes for the third time this season. Lamar Stevens added 15 points and Shep Garner had 13 and a crucial steal from Big Ten Conference Player of the Year Keita Bates-Diop with 21 seconds to play. The Nittany Lions did not call time out after the steal and Carr made a pass from the foul line to a wide-open Reaves underneath. Ohio State had a chance to win after calling a timeout, but a last-second shot by C.J. Jackson was not close. Bates-Diop carried the Buckeyes in the second half, scoring 17 of his 25 points. Kam Williams and Jae'Sean Tate each added 10 points for the Buckeyes.

Notes:

- The game marked the 51st meeting between Ohio State and Penn State.
- The Buckeyes lead the all-time series with the Nittany Lions 34-17.
- Ohio State holds a 4-3 record in games played at a neutral site.
- The Buckeyes are 18-7 when they enter the game vs. Penn State ranked in the Top 25.
- Ohio State is 26-14 all-time in the Big Ten Tournament.
- The Buckeyes hold a 3-1 record when ranked as the No. 2 seed in the tournament.
- Ohio State is 20-4 in games in in the Big Ten Tournament when it is seeded higher than its opponent.
- The Buckeyes had won the previous four consecutive matchups with Penn State in the Big Ten Tournament.
- Ohio State holds a 4-3 record against Penn State in the Big Ten Tournament.
- Ohio State is 12-6 in Big Ten Tournament openers.
- Ohio State outshot Penn State from the field 44 percent to 38 percent. Ohio State is 23-2 this season when shooting a higher percentage from the field than its opponent.
- Ohio State is 1-2 this season in games decided by one point.
- Keita Bates-Diop scored 25 points while adding five rebounds, two assists, two blocks, and a steal in the contest.
- Bates-Diop's 25 points bring his career total to 1,220 and move him past Luke Witte (1,211) for the 37th spot on Ohio State's all-time scoring list.
- Jae'Sean Tate scored 10 points, while adding seven rebounds, a block and a steal.
- Tate's 10 points give him 1,493 for his career and moves him past Jerry Francis (1,486) the 20th spot on Ohio State's all-time scoring list. He needs four points to reach Troy Taylor (1,497) the 19th spot on the list.

Official Basketball Box Score -- Game Totals -- Final Statistics
PENN STATE vs OHIO STATE
3/2/18 6:30pm at Madison Square Garden, New York, NY

PENN STATE 69

##	Player		Total FG-FGA	3-Ptr FG-FGA	FT-FTA	Rebounds Off	Def	Tot	PF	TP	A	TO	Blk	Stl	Min
11	Stevens, Lamar	f	4-14	1-2	6-7	0	7	7	3	15	2	1	1	0	32
21	Harrar, John	f	1-3	0-0	0-0	4	2	6	3	2	0	0	0	0	11
33	Garner, Shep	f	4-7	3-6	2-2	0	1	1	1	13	1	2	0	1	37
10	Carr, Tony	g	9-17	4-7	3-5	0	6	6	3	25	5	3	1	0	36
23	Reaves, Josh	g	2-12	1-4	4-4	2	5	7	3	9	4	1	0	1	34
04	Bostick, Nazeer		0-2	0-0	0-0	3	1	4	0	0	1	0	0	0	9
05	Wheeler, Jamari		0-1	0-0	0-0	1	0	1	0	0	1	1	0	2	13
44	Moore, Julian		2-2	0-0	1-2	2	3	5	2	5	0	0	1	1	28
	Team					2	0	2				1			
	Totals		22-58	9-19	16-20	14	25	39	15	69	14	9	3	5	200

FG % 1st Half: 12-32 37.5% 2nd half: 10-26 38.5% Game: 22-58 37.9% Deadball
3FG % 1st Half: 5-12 41.7% 2nd half: 4-7 57.1% Game: 9-19 47.4% Rebounds
FT % 1st Half: 4-5 80.0% 2nd half: 12-15 80.0% Game: 16-20 80.0% 3

OHIO STATE 68

##	Player		Total FG-FGA	3-Ptr FG-FGA	FT-FTA	Rebounds Off	Def	Tot	PF	TP	A	TO	Blk	Stl	Min
01	Tate, Jae'Sean	f	4-9	1-1	1-1	3	4	7	4	10	0	2	1	1	19
33	Bates-Diop, Keita	f	10-20	2-5	3-4	2	3	5	1	25	2	2	2	1	37
34	Wesson, Kaleb	f	2-6	0-1	1-3	3	0	3	3	5	4	1	0	0	20
03	Jackson, C.J.	g	1-6	1-5	2-2	0	4	4	1	5	6	0	0	0	33
15	Williams, Kam	g	4-8	2-4	0-0	0	1	1	2	10	3	1	3	0	33
00	Potter, Micah		1-4	1-4	0-0	0	0	0	1	3	0	1	1	1	8
13	Dakich, Andrew		1-2	0-1	0-0	0	3	3	4	2	1	0	0	1	26
24	Wesson, Andre		3-4	1-2	1-1	1	2	3	2	8	0	0	0	0	24
	Team					2	5	7				1			
	Totals		26-59	8-23	8-11	11	22	33	18	68	16	8	7	4	200

FG % 1st Half: 12-29 41.4% 2nd half: 14-30 46.7% Game: 26-59 44.1% Deadball
3FG % 1st Half: 5-11 45.5% 2nd half: 3-12 25.0% Game: 8-23 34.8% Rebounds
FT % 1st Half: 3-4 75.0% 2nd half: 5-7 71.4% Game: 8-11 72.7% 1

Officials: Lamont Simpson, Larry Sciotto, Bill Ek
Technical fouls: PENN STATE-None. OHIO STATE-None.
Attendance:
2018 BIG TEN MEN'S BASKETBALL TOURNAMENT

Score by periods	1st	2nd	Total
PENN STATE	33	36	**69**
OHIO STATE	32	36	**68**

	In Paint	Off T/O	2nd Chance	Fast Break	Bench
PSU	24	13	18	2	5
OSU	32	14	11	9	13

Last FG - PSU 2nd-00:03, OSU 2nd-01:49.
Largest lead - PSU by 8 1st-13:05, OSU by 6 1st-06:31.
PSU led for 19:03. OSU led for 14:10. Game was tied for 06:47.

Score tied - 11 times.
Lead changed - 7 times.

Game 33
No. 17 Ohio State 81, SDSU 73
March 15, 2018, Boise

BOISE, Idaho -- Kam Williams made a tiebreaking four-point play with 1:36 left, then added a trio of free throws after being fouled on another 3-point attempt, lifting Ohio State to an 81-73 victory over South Dakota State in the NCAA West Region. Fifth-seeded Ohio State built a 13-point lead by reeling off 16 straight points midway through the second half of a game that featured 71 combined 3-pointers. South Dakota State made a late run at the Buckeyes, scoring 10 straight points to tie it at 70-all. Williams answered - by being fouled on a pair of 3-pointers. He finished off the four-point play for a 74-70 lead and made all three free throws on the second, making it 77-70 with 64 seconds left. Keita Bates-Diop had 24 points and 12 rebounds for the Buckeyes. Ohio State went 12 for 40 from the arc. No. 12 South Dakota State hit 13 of 31 from 3-point range and Mike Daum scored 27 points. Ohio State was one of college basketball's biggest surprises in coach Chris Holtmann's first season. He didn't take over the program until June and the Buckeyes were picked to finish 11th in the in Big Ten. Yet behind Bates-Diop, the Big Ten player of the year, Ohio State finished second in the conference behind Michigan State to earn its first NCAA Tournament berth since 2015.

Notes:

- The game marked the first matchup between Ohio State and South Dakota State.
- Ohio State attempted a season-high 40 3-pointers in the contest. The 40 attempts from deep were also the most in program history and the most in the NCAA Tournament far surpassing the previous high of 26 set against George Mason in 2011. The most previously taken in a game was against Florada A&M (36) Jan. 30, 2006.
- The Buckeyes attempted more 3-point field goals (40) than 2-point field goals (32) in the contest.
- Ohio State is 4-0 this season when making 10+ 3-pointers in a contest (12).
- Ohio State outscored South Dakota State 18-2 on the fast break.
- The Buckeyes recorded their third double-digit steal total of the season by recording 10 thefts.
- Three Buckeyes scored 20 or more points in the game vs. SDSU: Bates-Diop (24), Williams (22) and Jackson (20). The last time three Buckeyes scored 20+ in a game was against Indiana Jan. 31, 2009 in a 93-81 win for the Buckeyes. Evan Turner led the way with 29 points while William Buford add 24 ahead of Jon Diebler's 21.
- Ohio State is 12-1 in games in which Keita Bates-Diop records a double-double this season, and 18-1 all-time in such contests.
- The last time Ohio State had a player record a double double in an NCAA Tournament game was March 22, 2013 by Sam Thompson (20/10) vs. Iona.
- Chris Holtmann has made the NCAA Tournament four consecutive years (three at Butler, one at Ohio State). He has one his NCAA Tournament opener in each of his NCAA Tournament appearances.
- Holtmann holds 5-3 overall record in the NCAA Tournament including a 4-3 record at Butler.
- Keita Bates-Diop scored a team-high 24 points while grabbing 12 rebounds and adding an assist and a block in the contest.

Official Basketball Box Score -- Game Totals -- Final Statistics
South Dakota State vs Ohio State
03/15/18 01:30 at Boise, Idaho (Taco Bell Arena)

South Dakota State 73 • 28-7

##	Player		Total FG-FGA	3-Ptr FG-FGA	FT-FTA	Rebounds Off	Def	Tot	PF	TP	A	TO	Blk	Stl	Min
23	Reed Tellinghuisen	f	3-7	2-4	2-2	0	7	7	4	10	1	0	1	1	33
24	Mike Daum	f	9-20	5-10	4-6	1	5	6	2	27	0	4	1	0	37
01	Skyler Flatten	g	0-3	0-3	0-0	0	4	4	0	0	0	1	0	0	26
02	Tevin King	g	2-5	0-1	0-0	2	7	9	3	4	1	2	0	0	27
05	David Jenkins	g	4-17	2-8	6-6	1	1	2	4	16	2	3	0	1	38
00	Brandon Key		6-10	4-5	0-0	2	1	3	2	16	4	3	0	1	29
25	Lane Severyn		0-1	0-0	0-0	0	1	1	0	0	0	0	0	0	7
45	Ian Theisen		0-0	0-0	0-0	0	1	1	0	0	0	0	0	0	3
	Team					2	4	6							
	Totals		24-63	13-31	12-14	8	31	39	15	73	8	13	2	3	200

FG % 1st Half: 14-30 46.7% 2nd half: 10-33 30.3% Game: 24-63 38.1% Deadball
3FG % 1st Half: 9-17 52.9% 2nd half: 4-14 28.6% Game: 13-31 41.9% Rebounds
FT % 1st Half: 6-6 100.0 2nd half: 6-8 75.0% Game: 12-14 85.7% 1,2

Ohio State 81 • 25-8

##	Player		Total FG-FGA	3-Ptr FG-FGA	FT-FTA	Rebounds Off	Def	Tot	PF	TP	A	TO	Blk	Stl	Min
01	Tate, Jae'Sean	f	3-4	1-1	1-2	2	5	7	5	8	2	1	0	2	21
33	Bates-Diop, Keita	f	7-19	4-13	6-6	5	7	12	2	24	1	2	1	0	37
34	Wesson, Kaleb	f	0-1	0-0	0-0	1	1	2	1	0	1	1	0	0	7
03	Jackson, C.J.	g	8-19	4-9	0-3	1	8	9	1	20	5	3	0	1	35
15	Williams, Kam	g	8-15	2-4	4-4	2	3	5	2	22	2	0	0	3	35
00	Potter, Micah		0-0	0-0	0-0	1	0	1	0	0	0	0	0	0	2
02	Jallow, Musa		0-1	0-1	0-0	0	1	1	0	0	0	0	0	0	7
13	Dakich, Andrew		1-7	1-7	2-2	1	3	4	2	5	3	2	0	3	28
24	Wesson, Andre		0-6	0-5	2-2	2	2	4	1	0	1	1	0	1	28
	Team					1	2	3							
	Totals		27-72	12-40	15-19	15	32	47	15	81	15	9	2	10	200

FG % 1st Half: 16-37 43.2% 2nd half: 11-35 31.4% Game: 27-72 37.5% Deadball
3FG % 1st Half: 9-24 37.5% 2nd half: 3-16 18.8% Game: 12-40 30.0% Rebounds
FT % 1st Half: 2-4 50.0% 2nd half: 13-15 86.7% Game: 15-19 78.9% 1

Officials: Michael Stevens, Lee Cassell, Randy Heimerman
Technical fouls: South Dakota State-None. Ohio State-None.
Attendance: 11662

Score by periods	1st	2nd	Total
South Dakota State	43	30	**73**
Ohio State	43	38	**81**

	In Paint	Off T/O	2nd Chance	Fast Break	Bench
SDSU	20	6	9	2	16
OSU	28	18	19	18	7

Last FG - SDSU 2nd-02:40, OSU 2nd-01:36.
Largest lead - SDSU by 4 1st-15:42, OSU by 13 2nd-12:08.
SDSU led for 05:48. OSU led for 28:52. Game was tied for 05:20.

Score tied - 4 times.
Lead changed - 7 times.

Game 34
No. 6 Gonzaga 90, No. 17 Ohio State 84
March 17, 2018, Boise

BOISE, Idaho -- Zach Norvell Jr. had 28 points, Rui Hachimura added 25 and Gonzaga headed back into the Sweet 16 with a 90-84 victory over Ohio State in the West Region. Norvell made 6 of 11 from the arc against Ohio State to lead Gonzaga. The Bulldogs jumped out to a big early lead, withstood a second-half Ohio State charge and made the big plays down the stretch. The resilient-all-season Buckeyes rallied from an abysmal start and an 11-point half-time deficit to take a brief second-half lead before Gonzaga went on an 11-0 run to snatch it back. Keita Bates-Diop had 28 points and Kam Williams 19 for Ohio State. Ohio State and Gonzaga met four months ago in the PK80 Invitational. Gonzaga scored the game's first 15 points while hitting six of nine shots and blocking two of Ohio State's. The Buckeyes had three of their first seven shots roll off the rim early and didn't score until Jae'Sean Tate hit a 3-pointer at 14:18 Ohio State righted itself on offense, but struggled to slow the zigging Zags, who made 18 of 31 shots to lead 44-33 at halftime. The Buckeyes got even more shots to fall coming out of halftime and forced a rash of Gonzaga turnovers during a 12-2 run to go up 58-54.

Notes:

- The game marked the second matchup between Ohio State and Gonzaga on the season. Gonzaga won the first game 86-59 at the PK80 Invitational.
- Ohio State trails the all-time series with Gonzaga 2-1.
- The Buckeyes are 1-1 against the Bulldogs in the NCAA Tournament with the previous matchup being a 73-66 Buckeye victory in the third round of the 2012 NCAA Tournament.
- Ohio State are 50-27 all-time record in the NCAA Tournament.
- The Buckeyes hold a 7-5 record all-time when playing in the West Region.
- Ohio State scored 50+ points in a half (2nd) for the second time this season. The other was a 50-point second half vs. Citadel Nov. 19.
- The Buckeyes were out attempted at the free throw line 31-16.
- Ohio State is 4-1 this season when making 10+ 3-pointers in a contest.
- Chris Holtmann holds 5-4 overall record in the NCAA tournament including a 4-3 record at Butler.
- Keita Bates-Diop scored a team-high 28 points while grabbing three rebounds and adding an assist and a block in the contest.
- Bates-Diop's 28 points bring his career total to 1,272, behindJared Sullinger (1,282). Bates-Diop holds the 33rd spot on Ohio State's all-time scoring list.
- Jae'Sean Tate scored 11 points, while adding seven rebounds, four assists, and one steals.
- Tate's 11 points give him 1,512 for his career where he will finish 19th on Ohio State's all-time scoring list.
- Tate also ends his career as Ohio State's eighth all-time leading rebounder with 771 career rebounds.
- Kam Williams scored 19 points, adding two rebounds, three assists.
- Williams' 19 points give him 1,057 points for his career making him Ohio State's 49th all-time leading scorer.

Official Basketball Box Score -- Game Totals -- Final Statistics
Ohio State vs Gonzaga
03/17/18 5:59 pm at Boise, Idaho (Taco Bell Arena)

Ohio State 84 • 25-9

			Total	3-Ptr		Rebounds										
##	Player		FG-FGA	FG-FGA	FT-FTA	Off	Def	Tot	PF	TP	A	TO	Blk	Stl	Min
01	Tate, Jae'Sean	f	5-10	1-1	0-1	2	5	7	5	11	4	1	0	1	30
33	Bates-Diop, Keita	f	10-21	4-9	4-4	0	3	3	1	28	1	3	1	0	38
34	Wesson, Kaleb	f	1-3	0-0	1-1	1	0	1	4	3	0	2	0	2	12
03	Jackson, C.J.	g	4-12	2-7	8-10	0	3	3	2	18	2	1	0	0	31
15	Williams, Kam	g	8-15	3-6	0-0	0	2	2	3	19	3	2	0	0	34
00	Potter, Micah		1-2	1-1	0-0	1	0	1	1	3	0	0	0	0	8
02	Jallow, Musa		0-0	0-0	0-0	0	0	0	2	0	0	0	0	1	2
13	Dakich, Andrew		1-2	0-1	0-0	1	1	2	3	2	2	2	0	2	21
24	Wesson, Andre		0-1	0-1	0-0	2	2	4	3	0	0	1	1	0	24
	Team					1	1	2							
	Totals		30-66	11-26	13-16	8	17	25	24	84	12	12	2	6	200

FG % 1st Half:	12-31	38.7%	2nd half	18-35	51.4%	Game: 30-66 45.5%	Deadball
3FG % 1st Half	5-11	45.5%	2nd half	6-15	40.0%	Game: 11-26 42.3%	Rebounds
FT % 1st Half:	4-4	100.0	2nd half	9-12	75.0%	Game: 13-16 81.3%	5,4

Gonzaga 90 • 32-4

			Total	3-Ptr		Rebounds										
##	Player		FG-FGA	FG-FGA	FT-FTA	Off	Def	Tot	PF	TP	A	TO	Blk	Stl	Min
03	WILLIAMS, Johnathan	f	4-9	0-1	1-4	5	3	8	4	9	1	4	0	0	19
33	TILLIE, Killian	f	2-6	0-2	3-3	2	2	4	4	7	1	2	0	2	32
00	MELSON, Silas	g	3-5	1-3	1-2	1	3	4	1	8	1	1	0	1	33
13	PERKINS, Josh	g	4-8	0-3	2-2	0	1	1	5	10	8	2	0	0	34
23	NORVELL JR., Zach	g	8-18	6-11	6-8	4	8	12	4	28	4	1	0	2	39
14	LARSEN, Jacob		0-0	0-0	0-0	0	0	0	0	0	0	1	0	0	2
21	HACHIMURA, Rui		9-11	1-1	6-12	0	5	5	3	25	0	2	4	0	25
22	JONES, Jeremy		0-0	0-0	0-0	0	0	0	1	0	0	0	0	0	3
24	KISPERT, Corey		1-1	1-1	0-0	0	2	2	0	3	0	0	0	0	13
	Team					1	2	3							
	Totals		31-58	9-22	19-31	13	26	39	22	90	15	13	4	5	200

FG % 1st Half:	18-31	58.1%	2nd half	13-27	48.1%	Game: 31-58 53.4%	Deadball
3FG % 1st Half	6-12	50.0%	2nd half	3-10	30.0%	Game: 9-22 40.9%	Rebounds
FT % 1st Half:	2-6	33.3%	2nd half	17-25	68.0%	Game: 19-31 61.3%	5

Officials: Terry Oglesby, Gerry Pollard, Lee Cassell
Technical fouls: Ohio State-Williams, Kam. Gonzaga-MELSON, Silas.
Attendance: 11686

Score by periods	1st	2nd	Total
Ohio State	33	51	**84**
Gonzaga	44	46	**90**

Points	In Paint	Off T/O	2nd Chance	Fast Break	Bench
OSU	32	13	10	2	5
GON	40	19	17	9	28

Last FG - OSU 2nd-00:00, GON 2nd-00:03.
Largest lead - OSU by 5 2nd-06:02, GON by 15 1st-14:50.
OSU led for 04:43. GON led for 33:08. Game was tied for 02:09.

Score tied - 3 times.
Lead changed - 2 times.

2017-18 CONFERENCE REVIEW

FINAL BIG TEN STANDINGS

	CONFERENCE					OVERALL				
	W	L	Pct	PF	PA	W	L	Pct	PF	PA
#Michigan State	16	2	.889	76.5	66.2	30	5	.857	80.2	64.9
Purdue	15	3	.833	76.6	66.3	30	7	.811	80.4	65.7
Ohio State	15	3	.833	74.2	64.9	25	9	.735	76.2	67.6
&Michigan	13	5	.722	71.1	65.6	33	8	.805	73.6	63.3
Nebraska	13	5	.722	70.4	66.5	22	11	.667	72.3	68.6
Penn State	9	9	.500	72.1	69.2	26	13	.667	74.7	66.7
Indiana	9	9	.500	68.4	67.8	16	15	.516	71.9	70.3
Maryland	8	10	.444	71.1	72.9	19	13	.594	73.1	66.9
Wisconsin	7	11	.389	64.2	68.1	15	18	.455	66.8	66.0
Northwestern	6	12	.333	63.4	66.8	15	17	.469	68.8	66.5
Minnesota	4	14	.222	69.5	79.1	15	17	.469	75.2	75.1
Illinois	4	14	.222	71.8	77.1	14	18	.438	75.8	73.8
Iowa	4	14	.222	76.1	83.1	14	19	.424	79.7	78.7
Rutgers	3	15	.167	57.9	69.8	15	19	.441	65.2	64.8

Big Ten Champions // & Big Ten Tournament Champions

SCORING	GP	FG	3FG	FT	PTS	Avg.
1. Keita Bates-Diop, Ohio State	34	247	66	112	672	19.8
2. Tony Carr, Penn State	37	245	88	147	725	19.6
3. Carsen Edwards, Purdue	37	229	97	131	686	18.5
4. Ethan Happ, Wisconsin	33	242	1	105	590	17.9
5. James Palmer Jr., Nebraska	33	181	43	163	568	17.2
6. Miles Bridges, Michigan State	34	209	71	93	582	17.1
7. Jordan Murphy, Minnesota	32	202	11	123	538	16.8
8. Nate Mason, Minnesota	31	168	77	104	517	16.7
9. Juwan Morgan, Indiana	31	195	16	106	512	16.5
10. Anthony Cowan, Maryland	32	144	54	162	504	15.8

REBOUNDING

## Player-Team	G	OFF	DEF	TOT/Avg
1. Jordan Murphy, Minnesota	32	129	232	361/11.3
2. Keita Bates-Diop, Ohio State	34	52	244	296/8.7
3. Ethan Happ, Wisconsin	33	78	187	265/8.0
4. Vincent Edwards, Purdue	35	71	188	259/7.4
Juwan Morgan, Indiana	31	84	144	228/7.4
6. Deshawn Freeman, Rutgers	33	81	160	241/7.3
7. Moritz Wagner, Michigan	39	57	221	278/7.1
Nick Ward, Michigan State	35	94	155	249/7.1
Dererk Pardon, Northwestern	32	106	121	227/7.1
10. Miles Bridges, Michigan State	34	43	194	237/7.0

FIELD GOAL PCT (Min. 3.0 made per game)

## Player-Team	G	FG	FGA	Pct
1. Nick Ward, Michigan State	35	162	250	.648
2. Dererk Pardon, Northwestern	32	143	231	.619
3. Isaac Haas, Purdue	35	185	300	.617
4. Juwan Morgan, Indiana	31	195	337	.579
5. Bruno Fernando, Maryland	30	118	204	.578

ASSISTS

## Player-Team	G	Asts	Avg/G
1. Cassius Winston, MSU	35	241	6.9
2. Jordan Bohannon, Iowa	33	178	5.4
3. Bryant McIntosh, Northwestern	29	149	5.1
Anthony Cowan, Maryland	32	164	5.1
5. Tony Carr, Penn State	37	186	5.0

FREE THROW PCT (Min. 2.0 made per game)

## Player-Team	G	FTM	FTA	Pct
1. Jordan Bohannon, Iowa	33	75	83	90.4
2. Cassius Winston, MSU	35	81	90	90.0
3. Kipper Nichols, Illinois	31	81	94	86.2
4. Miles Bridges, MSU	34	93	109	85.3
5. Anthony Cowan, Maryland	32	162	191	84.8

STEALS

## Player-Team	G	Steals	Avg/G
1. Josh Reaves, Penn State	34	74	2.2
2. Trent Frazier, Illinois	32	54	1.7
3. Deshawn Freeman, Rutgers	33	51	1.5
Anthony Cowan, Maryland	32	48	1.5
Ethan Happ, Wisconsin	33	49	1.5

3-POINT FG PCT (Min. 1.0 made per game)

## Player-Team	G	3FG	FGA	Pct
1. Cassius Winston, MSU	35	75	151	49.7
2. Dakota Mathias, Purdue	37	96	206	46.6
3. Aaron Jordan, Illinois	32	44	95	46.3
4. Kam Williams, Ohio State	31	42	94	44.7
5. P.J. Thompson, Purdue	37	60	136	44.1

3-POINT FG MADE

## Player-Team	G	3FG	Avg/G
1. Shep Garner, Penn State	39	120	3.1
2. Jordan Bohannon, Iowa	33	96	2.9
3. Carsen Edwards, Purdue	37	97	2.6
Dakota Mathias, Purdue	37	96	2.6
5. Nate Mason, Minnesota	31	77	2.5
Scottie Lindsey, Northwestern	32	79	2.5

BLOCKED SHOTS

## Player-Team	G	Blks	Avg/G
1. Jaren Jackson Jr., MSU	34	106	3.1
2. Matt Haarms, Purdue	37	79	2.1
3. Isaiah Roby, Nebraska	32	63	2.0
4. Dererk Pardon, Northwestern	32	56	1.8
5. Keita Bates-Diop, Ohio State	34	56	1.6

ASSIST/TURNOVER RATIO (Min. 3.0 assists/game)

## Player-Team	G	Asst	Turn	Ratio
1. M-A Abdur-Rahkman, Michigan	41	132	30	4.4
2. Cassius Winston, MSU	35	241	87	2.8
Nate Mason, Minnesota	31	130	47	2.8
4. Dakota Mathias, Purdue	37	146	54	2.7
5. Jordan Bohannon, Iowa	33	178	68	2.6

OFFENSIVE REBOUNDS

## Player-Team	G	No.	Avg/G
1. Jordan Murphy, Minnesota	32	129	4.0
2. Dererk Pardon, Northwestern	32	106	3.3
3. Juwan Morgan, Indiana	31	84	2.7
Nick Ward, Michigan State	35	94	2.7
5. Deshawn Freeman, Rutgers	33	81	2.5

DEFENSIVE REBOUNDS

## Player-Team	G	No.	Avg/G
1. Jordan Murphy, Minnesota	32	232	7.3
2. Keita Bates-Diop, Ohio State	34	244	7.2
3. Miles Bridges, Michigan State	34	194	5.7
Ethan Happ, Wisconsin	33	187	5.7
Moritz Wagner, Michigan	39	221	5.7

MINUTES PLAYED

## Player-Team	G	Mins	Avg/G
1. Anthony Cowan, Maryland	32	1184	37.0
2. Tony Carr, Penn State	37	1308	35.4
3. M-A Abdur-Rahkman, Michigan	41	1432	34.9
4. Kevin Huerter, Maryland	32	1101	34.4
5. Robert Johnson, Indiana	31	1060	34.2

2017-18 BIG TEN TEAM STATISTICS

SCORING OFFENSE

##	Team	G	Pts	Avg/G
1.	Purdue	37	2974	80.4
2.	Michigan State	35	2807	80.2
3.	Iowa	33	2630	79.7
4.	Ohio State	34	2591	76.2
5.	Illinois	32	2426	75.8

SCORING DEFENSE

##	Team	G	Pts	Avg/G
1.	Michigan	41	2596	63.3
2.	Rutgers	34	2204	64.8
3.	Michigan State	35	2271	64.9
4.	Purdue	37	2431	65.7
5.	Wisconsin	33	2177	66.0

SCORING MARGIN

##	Team	G	OFF	DEF	Margin
1.	Michigan State	35	80.2	64.9	+15.3
2.	Purdue	37	80.4	65.7	+14.7
3.	Michigan	41	73.6	63.3	+10.3
4.	Ohio State	34	76.2	67.6	+8.6
5.	Penn State	39	74.7	66.7	+8.1

FREE THROW PCT

##	Team	G	FTM	FTA	Pct
1.	Maryland	32	487	645	.755
2.	Northwestern	32	402	538	.747
3.	Michigan State	35	535	716	.747
4.	Purdue	37	555	747	.743
5.	Illinois	32	478	653	.732

FIELD GOAL PERCENTAGES

##	Team	G	FG	FGA	Pct
1.	Michigan State	35	991	1996	.496
2.	Purdue	37	1033	2097	.493
3.	Ohio State	34	951	1980	.480
4.	Iowa	33	946	1975	.479
5.	Maryland	32	811	1696	.478

FIELD GOAL PCT DEFENSE

##	Team	G	FG	FGA	Pct
1.	Michigan State	35	774	2108	.367
2.	Maryland	32	781	1909	.409
3.	Purdue	37	907	2197	.413
4.	Rutgers	34	785	1898	.414
5.	Ohio State	34	811	1944	.417

3-POINT FG PCT

##	Team	G	FG	FGA	Pct
1.	Purdue	37	353	840	.420
2.	Michigan State	35	290	725	.400
3.	Penn State	39	294	759	.387
4.	Iowa	33	252	672	.375
5.	Maryland	32	229	617	.371

3-POINT FG PCT DEFENSE

##	Team	G	FG	FGA	Pct
1.	Rutgers	34	231	722	.320
2.	Nebraska	33	192	597	.322
3.	Michigan	41	222	676	.328
4.	Purdue	37	251	755	.332
5.	Michigan State	35	252	748	.337

REBOUNDING OFFENSE

##	Team	G	Reb	Avg/G
1.	Michigan State	35	1439	41.1
2.	Rutgers	34	1316	38.7
3.	Minnesota	32	1221	38.2
4.	Iowa	33	1258	38.1
5.	Ohio State	34	1244	36.6

REBOUNDING DEFENSE

##	Team	G	Reb	Avg/G
1.	Michigan State	35	1063	30.4
2.	Wisconsin	33	1023	31.0
3.	Maryland	32	994	31.1
4.	Ohio State	34	1079	31.7
5.	Purdue	37	1200	32.4

REBOUNDING MARGIN

##	Team	G	TEAM	OPP	Margin
1.	Michigan State	35	1439	1063	+10.7
2.	Iowa	33	1258	1092	+5.0
3.	Ohio State	34	1244	1079	+4.9
4.	Maryland	32	1149	994	+4.8
5.	Rutgers	34	1316	1221	+2.8

BLOCKED SHOTS

##	Team	G	Blocks	Avg/G
1.	Michigan State	35	251	7.2
2.	Nebraska	33	183	5.5
3.	Minnesota	32	163	5.1
4.	Penn State	39	193	4.9
5.	Purdue	37	180	4.9

ASSISTS

##	Team	G	Assists	Avg/G
1.	Michigan State	35	670	19.1
2.	Iowa	33	602	18.2
3.	Purdue	37	598	16.2
4.	Ohio State	34	499	14.7
5.	Minnesota	32	467	14.6

STEALS

##	Team	G	Steals	Avg/G
1.	Illinois	32	240	7.5
2.	Penn State	39	282	7.2
3.	Rutgers	34	240	7.1
4.	Indiana	31	199	6.4
5.	Michigan	41	261	6.4

TURNOVER MARGIN

##	Team	G	TEAM	OPP	Margin
1.	Michigan	41	380	530	+3.7
2.	Illinois	32	427	543	+3.6
3.	Rutgers	34	396	473	+2.3
4.	Nebraska	33	362	414	+1.6
5.	Penn State	39	461	520	+1.5

ASSIST/TURNOVER RATIO

##	Team	G	Asst	Turn	Ratio
1.	Michigan	41	585	380	1.5
2.	Purdue	37	598	399	1.5
3.	Michigan State	35	670	459	1.5
4.	Iowa	33	602	441	1.4
5.	Minnesota	32	467	353	1.3

OFFENSIVE REBOUNDS

##	Team	G	No.	Avg/G
1.	Rutgers	34	447	13.1
2.	Illinois	32	398	12.4
3.	Iowa	33	391	11.8
4.	Minnesota	32	371	11.6
5.	Michigan State	35	405	11.6

DEFENSIVE REBOUNDS

##	Team	G	No.	Avg/G
1.	Michigan State	35	1034	29.5
2.	Ohio State	34	910	26.8
3.	Minnesota	32	850	26.6
4.	Purdue	37	976	26.4
5.	Maryland	32	844	26.4

3-POINT FG MADE

##	Team	G	3FG	Avg/G
1.	Purdue	37	353	9.5
2.	Michigan	41	361	8.8
3.	Michigan State	35	290	8.3
4.	Northwestern	32	255	8.0
5.	Iowa	33	252	7.6

2017-18 ALL-BIG TEN TEAMS AND NCAA/NIT REVIEW

ALL-BIG TEN TEAMS

SELECTED BY THE COACHES

FIRST TEAM
MILES BRIDGES, MICHIGAN STATE
James Palmer Jr., Nebraska
KEITA BATES-DIOP, OHIO STATE
Tony Carr, Penn State
Carsen Edwards, Purdue

SECOND TEAM
Juwan Morgan, Indiana
Moritz Wagner, Michigan
Jae'Sean Tate, Ohio State
Vincent Edwards, Purdue
Ethan Happ, Wisconsin

THIRD TEAM
Anthony Cowan Jr., Maryland
Jaren Jackson Jr., Michigan State
Cassius Winston, Michigan State
Jordan Murphy, Minnesota
Isaac Haas, Purdue

HONORABLE MENTION
Leron Black, Illinois
Robert Johnson, Indiana
Tyler Cook, Iowa
Kevin Huerter, Maryland
Muhammad-Ali Abdur-Rahkman, Michigan
Nick Ward, Michigan State
Nate Mason, Minnesota
Isaac Copeland Jr., Nebraska
Lamar Stevens, Penn State
Mike Watkins, Penn State
Dakota Mathias, Purdue

ALL-FRESHMAN TEAM
Trent Frazier, Illinois
Bruno Fernando, Maryland
JAREN JACKSON JR., MICHIGAN STATE
Kaleb Wesson, Ohio State
Brad Davison, Wisconsin

ALL-DEFENSIVE TEAM
Anthony Cowan Jr., Maryland
JAREN JACKSON JR., MICHIGAN STATE
Josh Reaves, Penn State
Mike Watkins, Penn State
Dakota Mathias, Purdue

PLAYER OF THE YEAR:
Keita Bates-Diop, Ohio State

DEFENSIVE PLAYER OF THE YEAR:
Jaren Jackson Jr., Michigan State

FRESHMAN OF THE YEAR:
Jaren Jackson Jr., Michigan State

SIXTH MAN OF THE YEAR:
Duncan Robinson, Michigan

COACH OF THE YEAR:
Chris Holtmann, Ohio State

SELECTED BY THE MEDIA

FIRST TEAM
MILES BRIDGES, MICHIGAN STATE
KEITA BATES-DIOP, OHIO STATE
Tony Carr, Penn State
Carsen Edwards, Purdue
Ethan Happ, Wisconsin

SECOND TEAM
Juwan Morgan, Indiana
Moritz Wagner, Michigan
Jordan Murphy, Minnesota
James Palmer Jr., Nebraska
Vincent Edwards, Purdue

THIRD TEAM
Anthony Cowan Jr., Maryland
Jaren Jackson Jr., Michigan State
Nick Ward, Michigan State
Cassius Winston, Michigan State
Isaac Haas, Purdue

HONORABLE MENTION
Leron Black, Illinois
Trent Frazier, Illinois
Jordan Bohannon, Iowa
Tyler Cook, Iowa
Kevin Huerter, Maryland
Muhammad-Ali Abdur-Rahkman, Michigan
Nate Mason, Minnesota
Isaac Copeland Jr., Nebraska
Bryant McIntosh, Northwestern
Dererk Pardon, Northwestern
Jae'Sean Tate, Ohio State
Lamar Stevens, Penn State
Mike Watkins, Penn State
Dakota Mathias, Purdue

PLAYER OF THE YEAR:
Keita Bates-Diop, Ohio State

FRESHMAN OF THE YEAR:
Jaren Jackson Jr., Michigan State

COACH OF THE YEAR:
Chris Holtmann, Ohio State

UNANIMOUS SELECTIONS
IN ALL CAPS

2018 NCAA TOURNAMENT

Monday, April 2
(NCAA Final Four - San Antonio, Texas)
#1 Villanova 79, #3 Michigan 62
Saturday, March 31
(NCAA Final Four - San Antonio, Texas)
#3 Michigan 69, #11 Loyola Chicago 57

Saturday, March 24
(NCAA West Region Regional Final - Los Angeles, Calif.)
#3 Michigan 58, #9 Florida State 54
Friday, March 23
(NCAA East Region Regional Semifinal - Boston, Mass.)
#3 Texas Tech 78, #2 Purdue 65
Thursday, March 22
(NCAA West Region Regional Semifinal - Los Angeles, Calif.)
#3 Michigan 99, #7 Texas A&M 72

Sunday, March 18
(NCAA East Region Second Round - Detroit, Mich)
#2 Purdue 76, #10 Butler 73
(NCAA Midwest Region First Round - Detroit, Mich)
#11 Syracuse 55, #3 Michigan State 53
Saturday, March 17
(NCAA West Region Second Round - Boise, Idaho)
#4 Gonzaga 90, #5 Ohio State 84
(NCAA West Region Second Round - Wichita, Kansas)
#3 Michigan 64, #6 Houston 63

Friday, March 16
(NCAA East Region First Round - Detroit, Mich)
#2 Purdue 74, #15 Cal State-Fullerton 48
(NCAA Midwest Region First Round - Detroit, Mich)
#3 Michigan State 82, #14 Bucknell 78
Thursday, March 15
(NCAA West Region First Round - Boise, Idaho)
#5 Ohio State 81, #12 South Dakota State 73
(NCAA West Region First Round - Wichita, Kansas)
#3 Michigan 61, #14 Montana 47

2018 NATIONAL INVITATION TOURNAMENT

Thursday, March 29
(NIT Championship - New York, N.Y.)
#4 Penn State 82, #2 Utah 66
Tuesday, March 27
(NIT Semifinal - New York, N.Y.)
#4 Penn State 75 #4 Mississippi State 60
Tuesday, March 20
(NIT Quarterfinal - Milwaukee, Wisc.)
#4 Penn State 85, #2 Marquette 80
Saturday, March 17
(NIT Second Round - Notre Dame, Ind.)
#4 Penn State 73, #1 Notre Dame 63
Wednesday, March 14
(NIT First Round - University Park, Pa.)
#4 Penn State 63, #5 Temple 57
(NIT First Round - Starkville, Miss.)
#4 Mississippi State 66, #5 Nebraska 59

COACHING RECORDS


D.C. Huddleson


Thomas Kibler


Lynn W. St. John


George M. Trautman


Harold G. Olsen


William H.H. Dye


Floyd S. Stahl

COACHING RECORDS BY SEASON

	Overall		Big Ten			
Year	**W**	**L**	**W**	**L**	**Pl.**	**Head Coach**
1899	12	4	–	–	–	Unknown
1900	8	4	–	–	–	Unknown
1901	1	3	–	–	–	Unknown
1902						No Intercollegiate Basketball
1903	5	2	–	–	–	D.C. Huddleson
1904	10	4	–	–	–	D.C. Huddleson
Totals	**15**	**6**				
1905	12	2	–	–	–	Unknown
1906	9	1	–	–	–	Unknown
1907	7	5	–	–	–	Unknown
1908	5	6	–	–	–	Unknown
1909	11	1	–	–	–	Thomas Kibler
1910	11	1	–	–	–	Thomas Kibler
Totals	**22**	**2**				
1911	6	3	–	–	–	Unknown
1912	7	5	–	–	–	Lynn W. St. John
1913	12	8	4	5	6th	Lynn W. St. John
1914	10	4	5	1	2nd	Lynn W. St. John
1915	6	10	3	9	8th	Lynn W. St. John
1916	9	13	2	8	8th	Lynn W. St. John
1917	15	11	3	9	7th	Lynn W. St. John
1918	13	7	5	5	T4th	Lynn W. St. John
1919	7	12	2	6	9th	Lynn W. St. John
Totals	**79**	**70**	**24**	**43**		
1920	17	10	3	9	10th	George M. Trautman
1921	4	13	2	10	9th	George M. Trautman
1922	8	10	5	7	T6th	George M. Trautman
Totals	**29**	**33**	**10**	**26**		
1923	4	11	1	11	T9th	Harold G. Olsen
1924	12	5	7	5	T4th	Harold G. Olsen
1925	14	2	11	1	1st	Harold G. Olsen
1926	10	7	6	6	T5th	Harold G. Olsen
1927	11	6	6	6	7th	Harold G. Olsen
1928	5	12	3	9	T7th	Harold G. Olsen
1929	9	8	6	6	T5th	Harold G. Olsen
1930	9	15	1	9	9th	Harold G. Olsen
1931	4	13	3	9	9th	Harold G. Olsen
1932	9	9	5	7	6th	Harold G. Olsen
1933	17	3	10	2	T1st	Harold G. Olsen
1934	8	12	4	8	T8th	Harold G. Olsen
1935	12	7	8	4	T4th	Harold G. Olsen
1936	12	8	5	7	T6th	Harold G. Olsen
1937	13	7	7	5	T5th	Harold G. Olsen
1938	12	8	7	5	T3rd	Harold G. Olsen
1939•	16	7	10	2	1st	Harold G. Olsen
1940	13	7	8	4	3rd	Harold G. Olsen
1941	10	10	7	5	T3rd	Harold G. Olsen
1942	6	14	4	11	9th	Harold G. Olsen
1943	8	9	5	7	T6th	Harold G. Olsen
1944•	14	7	10	2	1st	Harold G. Olsen
1945•	15	5	10	2	2nd	Harold G. Olsen
1946•	16	5	10	2	1st	Harold G. Olsen
Totals	**259**	**197**	**154**	**135**		
1947	7	13	5	7	T6th	William H. H. Dye
1948	10	10	5	7	T6th	William H. H. Dye
1949	14	7	6	6	T4th	William H. H. Dye
1950•	22	4	11	1	1st	William H. H. Dye
Totals	**53**	**34**	**27**	**21**		
1951	6	16	3	11	T9th	Floyd S. Stahl
1952	8	14	6	8	5th	Floyd S. Stahl
1953	10	12	7	11	7th	Floyd S. Stahl
1954	11	11	5	9	7th	Floyd S. Stahl
1955	10	12	4	10	10th	Floyd S. Stahl
1956	16	6	9	5	T3rd	Floyd S. Stahl
1957	14	8	9	5	T3rd	Floyd S. Stahl
1958	9	13	8	6	T4th	Floyd S. Stahl
Totals	**84**	**92**	**51**	**65**		
1959	11	11	7	7	T5th	Fred R. Taylor
1960•	25	3	13	1	1st	Fred R. Taylor
1961•	27	1	14	0	1st	Fred R. Taylor
1962•	26	2	13	1	1st	Fred R. Taylor
1963	20	4	11	3	T1st	Fred R. Taylor
1964	16	8	11	3	T1st	Fred R. Taylor
1965	12	12	6	8	6th	Fred R. Taylor
1966	11	13	5	9	8th	Fred R. Taylor
1967	13	11	6	8	T7th	Fred R. Taylor
1968•	21	8	10	4	T1st	Fred R. Taylor
1969	17	7	9	5	T2nd	Fred R. Taylor
1970	17	7	8	6	T2nd	Fred R. Taylor
1971•	20	6	13	1	1st	Fred R. Taylor
1972	18	6	10	4	2nd	Fred R. Taylor
1973	14	10	8	6	T3rd	Fred R. Taylor
1974	9	15	4	10	8th	Fred R. Taylor
1975	14	14	8	10	6th	Fred R. Taylor
1976	6	20	2	16	10th	Fred R. Taylor
Totals	**297**	**158**	**158**	**102**		

COACHING RECORDS


Fred R. Taylor


Eldon Miller


Gary Williams


Randy Ayers


Jim O'Brien


Thad Matta


Chris Holtmann

OHIO STATE'S COACHING RECORDS (1899-2018)

			All Games				Big Ten Conference Games				
Name	**Seasons**	**Years**	**Won**	**Lost**	**Total**	**Pct.**	**Won**	**Lost**	**Total**	**Pct.**	**Titles**
Coach unknown from 1899-1901, 1905-08, 1911-18		8	60	28	88	.682	–	–		–	–
•No Intercollegiate Team in 1902											
D.C. Huddleson	1903-04	2	15	6	21	0.714	–	–		–	–
Thomas Kibler	1909-10	2	22	2	24	0.917	–	–		–	–
Lynn W. St. John	1912-19	8	79	70	149	0.530	24	43	67	0.358	0
George M. Trautman	1920-22	3	29	33	62	0.468	10	26	36	0.278	0
Harold G. Olsen	1923-46	24	259	197	456	0.568	154	135	289	0.533	5
William H.H. Dye	1947-50	4	53	34	87	0.609	27	21	48	0.563	1
Floyd S. Stahl	1951-58	8	84	92	176	0.477	51	65	116	0.440	0
Fred R. Taylor	1959-76	18	297	158	455	0.653	158	102	260	0.608	7
Eldon Miller	1977-86	10	174	120	294	0.592	96	84	180	0.533	0
Gary Williams	1987-89	3	59	41	100	0.590	24	30	54	0.444	0
Randy Ayers	1990-97	8	124	108	232	0.534	64	80	144	0.444	2
&Jim O'Brien	1998-04	7	51	57	108	0.472	20	36	56	0.357	0
Thad Matta	2005-17	13	337	123	460	0.733	150	78	228	0.658	5
Chris Holtmann	2018-Present	1	25	9	34	0.735	15	3	18	0.833	0
All-Time Record	**1899-2018**	**119**	**1,668**	**1,078**	**2,746**	**.607**	**793**	**703**	**1,496**	**.530**	**20**

& 113 games (82-31) vacated by the NCAA

	Overall		Big Ten			
Year	**W**	**L**	**W**	**L**	**Pl.**	**Head Coach**
1977	9	18	4	14	10th	Eldon Miller
1978	16	11	9	9	6th	Eldon Miller
1979x	19	12	12	6	4th	Eldon Miller
1980•	21	8	12	6	2nd	Eldon Miller
1981	14	13	9	9	T5th	Eldon Miller
1982•	21	10	12	6	T2nd	Eldon Miller
1983•	20	10	11	7	T2nd	Eldon Miller
1984x	15	14	8	10	T5th	Eldon Miller
1985•	20	10	11	7	T3rd	Eldon Miller
1986x	19	14	8	10	7th	Eldon Miller
Totals	**174**	**120**	**96**	**84**		
1987•	20	13	9	9	6th	Gary Williams
1988x	20	13	9	9	6th	Gary Williams
1989x	19	15	6	12	T8th	Gary Williams
Totals	**59**	**41**	**24**	**30**		
1990•	17	13	10	8	6th	Randy Ayers
1991•	27	4	15	3	T1st	Randy Ayers
1992•	26	6	15	3	1st	Randy Ayers
1993x	15	13	8	10	7th	Randy Ayers
1994	13	16	6	12	T8th	Randy Ayers
1995	6	22	2	16	10th	Randy Ayers
1996	10	17	3	15	10th	Randy Ayers
1997	10	17	5	13	9th	Randy Ayers
Totals	**124**	**108**	**64**	**80**		
1998	8	22	1	15	11th	Jim O'Brien
&1999	1	1	1	1	--	Jim O'Brien
&2000	11	3	5	1	--	Jim O'Brien
&2001	0	0	0	0	--	Jim O'Brien
&2002	0	0	0	0	--	Jim O'Brien
2003x	17	15	7	9	T8th	Jim O'Brien
2004	14	16	6	10	9th	Jim O'Brien
Totals	**51**	**57**	**20**	**36**		
2005	20	12	8	8	6th	Thad Matta
2006•	26	6	12	4	1st	Thad Matta
2007•	35	4	15	1	1st	Thad Matta
2008x	24	13	10	8	5th	Thad Matta
2009•	22	11	10	8	T4th	Thad Matta
2010•	29	8	14	4	T1st	Thad Matta
2011•	34	3	16	2	1st	Thad Matta
2012•	31	8	13	5	T1st	Thad Matta
2013•	29	8	13	5	T2nd	Thad Matta
2014•	25	10	10	8	5th	Thad Matta
2015•	24	11	11	7	6th	Thad Matta
2016x	21	14	11	7	7th	Thad Matta
2017	17	15	7	11	11th	Thad Matta
Totals	**337**	**123**	**150**	**78**		
2018•	25	9	15	3	T2nd	Chris Holtmann
119 years	**1,668**	**1,078**	**793**	**703**		

• NCAA Tournament // x National Invitation Tournament // T Indicates tie
&113 games (82-31) vacated by NCAA from 1998-99 through 2001-02

OHIO STATE IN THE FINAL NATIONAL POLLS

1950 – AP
1. Bradley
2. **OHIO STATE**
3. Kentucky
4. Holy Cross
5. N. Carolina St.
6. Duquesne
7. UCLA
8. W. Kentucky
9. St. John's
10. LaSalle
11. Villanova
12. San Francisco
13. LIU-Brooklyn
14. Kansas State
15. Arizona
16. Wisconsin
17. San Jose State
18. Washington St.
19. Kansas
20. Indiana

1960 – AP
1. Cincinnati
2. California
3. **OHIO STATE**
4. Bradley
5. West Virginia
6. Utah
7. Indiana
8. Utah State
9. St. Bonaventure
10. Miami, Fla.
11. Auburn
12. New York U.
13. Georgia Tech
14. Providence
15. St. Louis
16. Holy Cross
17. Villanova
18. Duke
19. Wake Forest
20. St. John's

1960 – UPI
1. California
2. Cincinnati
3. **OHIO STATE**
4. Bradley
5. Utah
6. West Virginia
7. Utah State
8. Georgia Tech
9. Villanova
10. Indiana
11. St. Bonaventure
12. New York U.
13. Texas
14. N. Carolina
15. Duke
16. Kansas State
17. Auburn
18. Providence
19. St. Louis
20. Dayton

1961 – AP
1. **OHIO STATE**
2. Cincinnati
3. St. Bonaventure
4. Kansas State
5. N. Carolina
6. Bradley
7. Southern Cal
8. Iowa
9. West Virginia
10. Duke
11. Utah
12. Texas Tech
13. Niagara
14. Memphis
15. Wake Forest
16. St. John's
17. St. Joseph's
18. Drake
19. Holy Cross
20. Kentucky

1961 – UPI
1. **OHIO STATE**
2. Cincinnati
3. St. Bonaventure
4. Kansas State
5. Southern Cal
6. N. Carolina
7. Bradley
8. St. John's
9. Duke
10. Wake Forest
11. Iowa
12. West Virginia
13. Utah
14. St. Louis
15. Louisville
16. St. Joseph's
17. Dayton
18. Kentucky
Texas Tech
20. Memphis

1962 – AP
1. **OHIO STATE**
2. Cincinnati
3. Kentucky
4. Mississippi St.
5. Bradley
6. Kansas State
7. Utah
8. Bowling Green
9. Colorado
10. Duke
11. Loyola, Ill.
12. St. John's
13. Wake Forest
14. Oregon State
15. West Virginia
16. Arizona State
17. Duquesne
18. Utah State
19. UCLA
20. Villanova

1962 – UPI
1. **OHIO STATE**
2. Cincinnati
3. Kentucky
4. Mississippi St.
5. Kansas State
6. Bradley
7. Wake Forest
8. Colorado
9. Bowling Green
10. Utah
11. Oregon State
12. St. John's
13. Duke
Loyola, Ill.
15. Arizona State
16. West Virginia
17. UCLA
18. Duquesne
19. Utah State
20. Villanova

1963 – AP
1. Cincinnati
2. Duke
3. Loyola, Ill.
4. Arizona State
5. Wichita State
6. Mississippi St.
7. **OHIO STATE**
8. Illinois
9. New York U.
10. Colorado

1963 – UPI
1. Cincinnati
2. Duke
3. Arizona State
4. Loyola, Ill.
5. Illinois
6. Wichita State
7. Mississippi St.
8. **OHIO STATE**
9. Colorado
10. Stanford
11. New York U.
12. Texas
13. Providence
14. Oregon State
15. UCLA
16. St. Joseph's
West Virginia
18. Bowling Green
19. Kansas State
Seattle

1964 – UPI
1. UCLA
2. Michigan
3. Kentucky
4. Duke
5. Oregon State
6. Wichita State
7. Villanova
8. Loyola, Ill.
9. UTEP
10. Davidson
11. DePaul
12. Kansas State
13. Drake
San Francisco
15. Utah State
16. **OHIO STATE**
New Mexico
18. Texas A&M
19. Arizona State
Providence

1971 – AP
1. UCLA
2. Marquette
3. Pennsylvania
4. Kansas
5. Southern Cal
6. S. Carolina
7. W. Kentucky
8. Kentucky
9. Fordham
10. **OHIO STATE**
11. Jacksonville
12. Notre Dame
13. N. Carolina
14. Houston
15. Duquesne
16. Long Beach St.
17. Tennessee
18. Villanova
19. Drake
20. BYU

1971 – UPI
1. UCLA
2. Marquette
3. Pennsylvania
4. Kansas
5. Southern Cal
6. S. Carolina
7. W. Kentucky
8. Kentucky
9. Fordham
10. **OHIO STATE**
11. Jacksonville
BYU
13. N. Carolina
14. Notre Dame
Long Beach St.
16. Drake
17. Villanova
18. Duquesne
Houston
20. Weber State

1972 – AP
1. UCLA
2. N. Carolina
3. Pennsylvania
4. Louisville
5. Long Beach St.
6. S. Carolina
7. Marquette
8. Southwestern La.
9. BYU
10. Florida State
11. Minnesota
12. Marshall
13. Memphis
14. Maryland
15. Villanova
16. Oral Roberts
17. Indiana
18. Kentucky
19. **OHIO STATE**
20. Virginia

1980 – AP
1. DePaul
2. Louisville
3. LSU
4. Kentucky
5. Oregon State
6. Syracuse
7. Indiana
8. Maryland
9. Notre Dame
10. **OHIO STATE**
11. Georgetown
12. BYU
13. St. John's
14. Duke
15. N. Carolina
16. Missouri
17. Weber State
18. Arizona State
19. Iona
20. Purdue

1980 – UPI
1. DePaul
2. LSU
3. Kentucky
4. Louisville
5. Oregon State
6. Syracuse
7. Indiana
8. Maryland
9. **OHIO STATE**
10. Georgetown
11. Notre Dame
12. BYU
13. St. John's
14. Missouri
15. N. Carolina
16. Duke
17. Weber State
18. Texas A&M
19. Arizona State
20. Kansas State

1991 – AP
1. UNLV
2. Arkansas
3. Indiana
4. N. Carolina
5. **OHIO STATE**
6. Duke
7. Syracuse
8. Arizona
9. Kentucky
10. Utah
11. Nebraska
12. Kansas
13. Seton Hall
14. Oklahoma St.
15. New Mexico St.
16. UCLA
17. E. Tenn. St.
18. Princeton
19. Alabama
20. St. John's

1991 – UPI
1. UNLV
2. Arkansas
3. Indiana
4. N. Carolina
5. **OHIO STATE**
6. Duke
7. Arizona
8. Syracuse
9. Nebraska
10. Utah
11. Seton Hall
12. Kansas
13. Oklahoma St.
14. UCLA
15. E. Tenn. St.
16. Alabama
17. New Mexico St.
18. Mississippi St.
19. St. John's
20. Princeton

1992 – AP
1. Duke
2. Kansas
3. **OHIO STATE**
4. UCLA
5. Indiana
6. Kentucky
7. UNLV
8. Southern Cal
9. Arkansas
10. Arizona
11. Oklahoma St.
12. Cincinnati
13. Alabama
14. Michigan St.
15. Michigan
16. Missouri
17. Massachusetts
18. N.Carolina
19. Seton Hal
20. Florida State

1992 – UPI
1. Duke
2. Kansas
3. UCLA
4. **OHIO STATE**
5. Arizona
6. Indiana
7. Southern Cal
8. Arkansas
9. Kentucky
10. Oklahoma St.
11. Michigan St.
12. Missouri
13. Alabama
14. Cincinnati
15. N. Carolina
16. Florida State
17. Michigan
18. Seton Hall
19. Georgetown
20. Syracuse

OHIO STATE IN THE FINAL NATIONAL POLLS

1999 – AP
1. Duke
2. Michigan State
3. Connecticut
4. Auburn
5. Maryland
6. Utah
7. Stanford
8. Kentucky
9. St. John's
10. Miami, Fla.
11. Cincinnati
12. Arizona
13. North Carolina
14. OHIO STATE
15. UCLA
16. C. of Charleston
17. Arkansas
18. Wisconsin
19. Indiana
20. Tennessee
21. Iowa
22. Kansas
23. Florida
24. NC Charlotte
25. New Mexico

1999 – USA TODAY/NABC
1. Connecticut
2. Duke
3. Michigan State
4. OHIO STATE
5. Kentucky
St. John's
7. Auburn
8. Maryland
9. Stanford
10. Utah
11. Cincinnati
12. Miami, Fla.
Gonzaga
14. Temple
15. Iowa
16. Arizona
17. Florida
18. North Carolina
19. Oklahoma
20. Miami (Ohio)
21. UCLA
22. Purdue
23. Kansas
24. Southwest Missouri
25. Arkansas

2000 – AP
1.Duke
2. Michigan St
3. Stanford
4. Arizona
5. Temple
6. Iowa State
7.Cincinnati
8. OHIO STATE
9. St John's
10. LSU
11. Tennessee
12. Oklahoma
13. Florida
15. Texas
16. Syracuse
17. Maryland
18. Tulsa
19. Kentucky
20. Connecticut
21. Illinois
22. Indiana
23. Miami Fla.
24. Auburn
25. Purdue

2000 – USA TODAY/NABC
1.Michigan State
2. Florida
3. Iowa State
4. Duke
5. Stanford
6. Oklahoma State
7.Cincinnati
8. Arizona
9. Tulsa
10. Temple
11. North Carolina
12. Syracuse
13. LSU
14. Tennessee
15. Purdue
16. Wisconsin
17. OHIO STATE
18. St. John's
19. Oklahoma
20. Miami (Fla.)
21. Texas
22. Kentucky
23. UCLA
24. Gonzaga
25. Maryland

2006 – AP
1. Duke
2. Connecticut
3. Villanova
4. Memphis
5. Gonzaga
6. OHIO STATE
7. Boston College
7. UCLA
9. Texas
10. North Carolina
11. Florida
12. Kansas
13. Illinois
14. George Washington
15. Iowa
16. Pittsburgh
17. Washington
18. Tennessee
19. LSU
20. Nevada
21. Syracuse
22. West Virginia
23. Georgetown
24. Oklahoma
25. UAB

2006 – USA TODAY
1. Florida
2. UCLA
3. LSU
4. Connecticut
5. Villanova
6. Memphis
7. Duke
8. George Mason
9. Texas
10. Gonzaga
11. Boston College
12. Washington
13. OHIO STATE
14. North Carolina
15. West Virginia
16. Georgetown
17. Illinois
18. Pittsburgh
19. George Washington
20. Tennessee
21. Wichita State
22. Kansas
23. Iowa
24. Bradley
25. Bucknell

2007 – USA TODAY
1.Florida
2. OHIO STATE
3. UCLA
4. Georgetown
5. Kansas
North Carolina
7. Memphis
8. Oregon
9. Texas A&M
10. Pittsburgh
11. Southern Illinois
Wisconsin
13. Butler
14. UNLV
15. USC
16. Texas
17. Washington State
18. Tennessee
19. Vanderbilt
20. Louisville
21. Nevada
22. Winthrop
23. Maryland
24. Virginia
25. Virginia Tech

2007 – AP
1. OHIO STATE
2. Kansas
3. Wisconsin
4. UCLA
5. Memphis
6. Florida
7. Texas A&M
8. North Carolina
9. Georgetown
10. Nevada
11. Washington State
12. Louisville
13. Pittsburgh
14. Southern Illinois
15. Texas
16. Oregon
17. Maryland
18. Marquette
19. Butler
20. Notre Dame
21. Duke
22. Tennessee
23. Brigham Young
24. Winthrop
25. UNLV

2010 – AP
1.Kansas (65)
2. Kentucky
3. Duke
4. Syracuse
5. OHIO STATE
6. West Virginia
7.Kansas State
8. New Mexico
9. Villanova
10. Purdue
11. Butler
12. Temple
13. Michigan State
14. Georgetown
15. Tennessee
16. Wisconsin
17. Brigham Young
18. Pittsburgh
19. Baylor
20. Maryland
21. Vanderbilt
22. Gonzaga
23. Texas A&M
24. Richmond
25. Xavier

2010 – USA TODAY
1.Duke (31)
2. Butler
3. West Virginia
4. Michigan State
5. Kentucky
6. Kansas
7.Kansas State
8. Syracuse
9. Tennessee
10. Baylor
11. OHIO STATE
12. Purdue
13. Northern Iowa
14. Xavier
15. Villanova
16. New Mexico
17. Cornell
18. Maryland
19. Saint Mary's
20. Pittsburgh
21. Washington
22. Brigham Young
23. Gonzaga
24. Wisconsin
25. Texas A&M

2011 – AP
1. OHIO STATE
2 Kansas
3 Duke
4 Pittsburgh
5 Notre Dame
6 San Diego State
7 North Carolina
8 Texas
9 Connecticut
10 Brigham Young
11 Kentucky
12 Syracuse
13 Purdue
14 Louisville
15 Florida
16 Wisconsin
17 Arizona
18 St. John's
19 Utah State
20 Xavier
21 Kansas State
22 West Virginia
23 Washington
24 Texas A&M
25 Vanderbilt

2011 – USA TODAY
1. Connecticut
2. Butler
3. Kentucky
4. Kansas
5. OHIO STATE
6. Virginia Commonwealth
7. Duke
8. North Carolina
9. Arizona
10. Florida
11. San Diego State
12. Pittsburgh
13. Brigham Young
14. Notre Dame
15. Wisconsin
16. Texas
17. Purdue
18. Syracuse
19. Florida State
20. Marquette
21. Richmond
22. Louisville
23. Washington
24. Kansas State
25. Utah State

2012 – AP
1 Kentucky (61)
2 Syracuse (1)
3 Missouri (2)
4 North Carolina (1)
5 Michigan State
6 Kansas
7 OHIO STATE
8 Duke
9 Baylor
10 Florida State
11 Marquette
12 Murray State
13 Michigan
14 Wisconsin
15 Georgetown
16 Indiana
17 Louisville
18 Wichita State
19 Creighton
20 Vanderbilt
21 New Mexico
22 San Diego State
23 UNLV
24 Saint Mary's
25 Florida

2012 – USA TODAY
1 Kentucky (31)
2 Kansas
3 OHIO STATE
4 Louisville
5 Syracuse
6 North Carolina
7 Michigan State
8 Baylor
9 Florida
10 Marquette
11 Missouri
12 Wisconsin
13 Indiana
14 Duke
15 Florida State
16 Murray State
17 Georgetown
18 Cincinnati
19 Vanderbilt
20 North Carolina State
21 Creighton
22 Michigan
23 New Mexico
24 Xavier
25 Ohio

2013 – AP
1 Gonzaga (45)
2 Louisville (20)
3 Kansas
4 Indiana
5 Miami (FL)
6 Duke
7 OHIO STATE
8 Georgetown
9 Michigan State
10 New Mexico
Michigan
12 Kansas State
13 Saint Louis
14 Florida
15 Marquette
16 Syracuse
17 Oklahoma State
18 Wisconsin
19 Memphis
20 Pittsburgh
21 Arizona
22 Creighton
23 Notre Dame
24 UCLA
25 Oregon

OHIO STATE IN THE FINAL NATIONAL POLLS

2013 – USA TODAY		2014 – AP		2018 – AP		2018 – USA TODAY	
1	Gonzaga (30)	1	Florida (50)	1	Virginia (65)	1	Villanova (32)
2	Louisville (1)	2	Wichita State (15)	2	Villanova	2	Michigan
3	Kansas	3	Virginia	3	Xavier	3	Kansas
4	Indiana	4	Arizona	4	Michigan State	4	Duke
	Miami (FL)	5	Louisville	5	Duke	5	Virginia
6	**OHIO STATE**	6	Villanova	6	Gonzaga	6	Texas Tech
7	Duke	7	Michigan	7	Michigan	7	Loyola (Chi)
8	Georgetown	8	Duke	8	Cincinnati	8	Xavier 29-6
9	Michigan State	9	Iowa State	9	Kansas	9	Purdue
10	New Mexico	10	Kansas	10	Purdue	10	Gonzaga
11	Michigan	11	Michigan State	11	Wichita State	11	Michigan State
12	Florida	12	Wisconsin	12	North Carolina	12	Cincinnati
13	Saint Louis	13	San Diego State	13	Tennessee	13	West Virginia
14	Kansas State	14	Syracuse	14	Texas Tech	14	North Carolina
15	Memphis	15	Cincinnati	15	Arizona	15	Clemson
16	Marquette	16	Creighton	16	Auburn	16	Tennessee
17	Wisconsin	17	New Mexico	17	**OHIO STATE**	17	Kentucky
18	Syracuse	18	Connecticut	18	West Virginia	18	Florida State
19	Oklahoma State	19	North Carolina	19	Clemson	19	Kansas State
20	Arizona	20	UCLA	20	Saint Mary's	20	Nevada
21	Creighton	21	Oklahoma	21	Houston	21	**OHIO STATE**
22	Pittsburgh	**22**	**OHIO STATE**	22	Nevada	22	Houston
23	VCU	23	Baylor	23	Florida	23	Auburn
24	Oregon	24	VCU	24	Miami	24	Texas A&M
25	Saint Mary's	25	Saint Louis	25	Rhode Island	25	Wichita State

Keita Bates-Diop

Jae'Sean Tate



Kam Williams

OHIO STATE VS. NCAA D-I CONFERENCES

AMERICA EAST
Albany 1-0
Binghamton
Hartford
Maine
Maryland Baltimore County ... 2-0
Massachusetts Lowell 1-0
New Hampshire 1-0
Stony Brook
Vermont 1-1
Totals 6-1

AMERICAN ATHLETIC
Central Florida 1-0
Cincinnati 6-4
Connecticut 4-2
East Carolina
Houston 4-0
Memphis 2-1
South Florida 0-2
Southern Methodist
Temple 2-1
Tulane 4-2
Tulsa
Wichita State 3-2
Totals 26-14

ATLANTIC COAST
Atlantic Division
Boston College 1-1
Clemson 0-2
Florida State 5-0
Louisville 4-4
North Carolina State 0-1
Notre Dame 8-4
Syracuse 5-1
Wake Forest 6-0
Coastal Division
Duke 3-4
Georgia Tech 11-3
Miami, Fla. 2-0
North Carolina 2-12
Pittsburgh 15-10
Virginia 3-3
Virginia Tech 2-4
Totals 67-49

ATLANTIC SUN
Florida Gulf Coast 1-0
Jacksonville 2-0
Kennesaw State
Lipscomb 1-0
NJIT .....
North Florida 2-0
Northern Kentucky 1-0
South Carolina-Upstate 1-0
Stetson 3-0
Totals 11-0

ATLANTIC 10
Davidson 2-3
Dayton 4-3
Duquesne 1-0
Fordham
George Mason 4-0
George Washington 2-2
La Salle 1-1
Massachusetts 1-0
Rhode Island 1-0
Richmond
Saint Bonaventure 1-0
Saint Joseph's (Pa.) 5-0
Saint Louis 11-6
Virginia Commonwealth 1-0
Totals 34-15

BIG EAST
Butler 31-11
Creighton 5-3
DePaul 5-4
Georgetown 3-2
Marquette 7-4
Providence 2-0
St. John's 4-2
Seton Hall 3-2
Villanova 2-1
Xavier (OH) 3-1
Totals 65-30

BIG SKY
California State-Sacramento
Eastern Washington
Idaho
Idaho State
Montana
Montana State
North Dakota
Northern Arizona
Northern Colorado
Portland State 1-0
Southern Utah
Weber State
Totals 1-0

BIG SOUTH
Campbell 1-0
Charleston Southern
Gardner Webb 1-0
High Point 1-0
Liberty
Longwood
Presbyterian College 2-0
Radford 3-0
UNC Asheville 6-0
Winthrop 1-0
Totals 15-0

BIG TEN
Illinois 72-102
Indiana 79-105
Iowa 75-77
Maryland 6-6
Michigan 97-77
Michigan State 57-68
Minnesota 86-57
Nebraska 15-4
Northwestern 118-46
Penn State 34-17
Purdue 84-86
Rutgers 6-2
Wisconsin 88-70
Totals 817-717

BIG 12
Baylor
Iowa State 6-0
Kansas 3-7
Kansas State 0-2
Oklahoma 3-4
Oklahoma State 0-2
Texas 1-0
Texas Christian 4-0
Texas Tech 1-1
West Virginia 8-8
Totals 26-24

BIG WEST
California Polytechnic State
California State-Fullerton
California State-Northridge ... 1-0
Hawaii 0-1
Long Beach State 2-0
UC-Davis 2-0
UC-Irvine
UC-Riverside
UC-Santa Barbara 3-0
Totals 8-1

COLONIAL ATHLETIC ASSOCIATION
College of Charleston
Delaware 3-0
Drexel 1-0
Elon
Hofstra
James Madison 2-1
UNC-Wilmington 1-0
Northeastern 1-1
Towson 2-0
William and Mary 1-0
Totals 11-2

CONFERENCE USA
Alabama Birmingham
Charlotte
Florida Atlantic 0-1
Florida International 1-0
Louisiana Tech 1-2
Marshall 2-0
Middle Tennessee State
North Texas
Old Dominion 1-0
Rice
Southern Mississippi
Texas El Paso 0-1
Texas-San Antonio 1-0
Western Kentucky 2-1
Totals 8-5

HORIZON LEAGUE
Cleveland State 7-1
Detroit 2-0
Green Bay 1-0
Illinois-Chicago 1-0
IUPUI 1-0
Milwaukee 2-0
Oakland 2-0
Wright State 4-0
Youngstown State 4-0
Totals 24-1

IVY LEAGUE
Brown 1-0
Columbia 1-1
Cornell 5-3
Dartmouth 4-1
Harvard 5-0
Pennsylvania 5-5
Princeton 7-6
Yale 6-2
Totals 34-18

METRO ATLANTIC ATHLETIC
Canisius
Fairfield
Iona 2-1
Manhattan 0-1
Marist
Monmouth (NJ)
Niagra
Quinnipiac
Rider 1-0
Saint Peter's
Siena 1-1
Totals 4-3

MID-AMERICAN
East
Akron 7-1
Bowling Green 4-2
Buffalo
Kent State 5-0
Miami (Ohio) 7-2
Ohio 18-4
West
Ball State 2-1
Central Michigan 2-0
Eastern Michigan 2-0
Northern Illinois 2-0
Toledo 5-3
Western Michigan 3-0
Totals 57-13

OHIO STATE VS. NCAA D-I CONFERENCES

MID-EASTERN ATHLETIC

North

Coppin State 3-0
Delaware State 3-0
Hampton 1-0
Howard 1-0
Maryland-Eastern Shore
Morgan State 2-0
Norfolk State 1-0

South

Bethune-Cookman 1-0
Florida A&M 2-0
North Carolina A&T 3-0
North Carolina Central 1-0
Savannah State 1-0
South Carolina State 1-0
Totals 20-0

MISSOURI VALLEY

Bradley 1-1
Drake
Evansville 4-0
Illinois State
Indiana State
Loyola-Chicago 4-0
Missouri State
Northern Iowa
Southern Illinois
Valparaiso 2-0
Totals 11-1

MOUNTAIN WEST

Air Force 1-0
Boise State
Colorado State 1-0
Fresno State 1-0
Nevada
New Mexico 1-1
San Diego State 1-2
San Jose State
Nevada Las Vegas (UNLV) 0-1
Utah State 2-2
Wyoming 3-1
Totals 10-7

NORTHEAST

Bryant 1-0
Central Connecticut 3-0
Fairleigh Dickinson 1-0
LIU-Brooklyn 1-0
Mount Saint Mary's 2-0
Robert Morris 4-0
Sacred Heart 1-0
Saint Francis (N.Y.)
Saint Francis (Pa.) 1-0
Wagner
Totals 13-0

OHIO VALLEY

Austin Peay
Belmont 1-0
Eastern Illinois 1-0
Eastern Kentucky 3-0
Jacksonville State
Morehead State 4-0
Murray State
Southeast Missouri State
Southern Illinois-Edwardsville
Tennessee Martin 1-0
Tennessee State 3-0
Tennessee Tech 2-0
Totals 15-0

PAC-12

Arizona 2-1
Arizona State 2-1
California 9-9
Colorado
Oregon 3-1
Oregon State 3-1
Southern California 4-3
Stanford 1-3
UCLA 4-6
Utah 2-2
Washington 4-8
Washington State 5-3
Totals 39-38

PATRIOT LEAGUE

American University 5-0
Army 6-1
Boston University
Bucknell 1-0
Colgate 2-1
Holy Cross 3-0
Lafayette 2-0
Lehigh
Loyola-Maryland 1-0
Navy 1-1
Totals 21-3

SOUTHEASTERN

East

Florida 8-5
Georgia 0-1
Kentucky 9-11
Missouri 4-5
South Carolina 3-1
Tennessee 4-2
Vanderbilt 3-3

West

Alabama 2-2
Arkansas 1-2
Auburn
Louisiana State 1-1
Mississippi 1-0
Mississippi State 1-0
Texas A&M 1-2
Totals 38-35

SOUTHERN

Chattanooga 4-1
The Citadel 1-0
East Tennessee State 2-0
Furman 1-0
Mercer 2-0
North Carolina Greensboro
Samford 2-0
Virginia-Military 4-0
Western Carolina 2-0
Wofford
Totals 18-1

SOUTHLAND

Abilene Christian
Central Arkansas
Houston Baptist 1-0
Incarnate Word
Lamar 1-0
McNeese State 1-0
New Orleans 1-0
Nicholls State
Northwestern State 1-0
Sam Houston State
Southeastern Louisiana
Stephen F. Austin
Texas A&M-Corpus Christi
Totals 5-0

SOUTHWESTERN ATHLETIC

East

Alabama A&M
Alabama State 1-0
Alcorn State 1-0
Jackson State 2-0
Mississippi Valley State 1-0

West

Arkansas-Pine Bluff
Grambling 1-0
Prairie View A&M
Southern
Texas Southern 1-0
Totals 7-0

SUMMIT

Denver 2-1
IPFW
Nebraska-Omaha
North Dakota State 1-0
Oral Roberts
South Dakota 2-0
South Dakota State 1-0
Western Illinois
Totals 6-1

SUN BELT

Appalachian State 1-0
Arkansas-Little Rock
Arkansas State
Coastal Carolina 1-0
Georgia Southern
Georgia State
Louisiana-Lafayette 1-1
Louisiana-Monroe 1-0
South Alabama 2-1
Texas-Arlington 2-1
Texas State
Troy
Totals 8-3

WESTERN ATHLETIC

Cal State-Bakersfield
Chicago State 4-0
Grand Canyon
Missouri-Kansas City 1-0
New Mexico State 1-1
Seattle
Texas-Rio Grande Valley 1-0
Utah Valley
Totals 7-1

WEST COAST

Brigham Young 4-3
Gonzaga 1-2
Loyola Marymount 1-0
Pacific (Calif.)
Pepperdine
Portland
St. Mary's (Calif.)
San Diego
San Francisco 1-1
Santa Clara 0-1
Totals 7-7

OHIO STATE RECORD VS. *AP* TOP 25 TEAMS

Ohio State vs. *Associated Press* Ranked Teams

OSU vs. No.	W	L	Total	Pct	OSU vs. No.	W	L	Total	Pct	OSU vs. No.	W	L	Total	Pct
1	9	11	20	0.450	10	6	11	17	0.353	19	9	14	23	0.391
2	9	19	28	0.321	11	6	14	20	0.300	20	6	13	19	0.316
3	7	13	20	0.350	12	8	7	15	0.533	21	4	5	9	0.444
4	6	10	16	0.375	13	5	14	19	0.263	22	8	4	12	0.667
5	8	16	24	0.333	14	3	8	11	0.273	23	3	6	9	0.333
6	2	19	21	0.092	15	5	8	13	0.385	24	2	4	6	0.333
7	7	15	22	0.318	16	10	15	25	0.400	25	2	3	5	0.400
8	10	15	25	0.400	17	11	9	20	0.550		**165**	**263**	**428**	**0.386**
9	7	4	11	0.636	18	12	6	18	0.667					

OSU Record – 165-263, .386

1948-49 (2-1)

2/5	W	Minnesota	48-39(5)
2/12	L	@Illinois	49(18)-64(4)
2/14	W	@St. Louis	68(18)-60(2)

1949-50 (4-0)

1/28	W	@Minnesota	63(13)-58(18)
2/4	W	Wisconsin	61(7)-47(17)
2/6	W	@Indiana	56(7)-55(12)
3/25	W	**Holy Cross	72(2)-52(4)

** Regional Third-Place game @New York City

1950-51 (0-4)

1/6	L	Indiana	62-77(6)
1/22	L	@Indiana	59-69(6)
2/12	L	@Illinois	59-79(16)
2/24	L	Illinois	69-89(10)

1951-52 (1-5)

12/28	L	@Washington	43-78(3)
1/7	W	Indiana	73-72(5)
1/31	L	@St. Louis	58-62(6)
2/2	L	Illinois	62-66(3)
2/16	L	@Illinois	53-80(6)
2/18	L	Iowa	62-75(5)

1952-53 (0-5)

12/27	L	@Illinois	62-87(2)
1/12	L	Indiana	68-88(7)
1/24	L	@Minnesota	64-82(19)
2/21	L	@Indiana	67-81(2)
3/7	L	Illinois	74-93(10)

1953-54 (2-6)

12/8	W	@St. Louis	91-86(18)
12/26	L	Oregon State	60-62(12)
1/11	L	@Illinois	76-90(15)
1/16	L	Illinois	78-82(19)
1/18	L	@Indiana	72-94(3)
2/20	W	Minnesota	84-73(18)
2/27	L	Indiana	68-84(3)
3/1	L	@Iowa	71-84(20)

1954-55 (2-5)

12/11	W	St. Louis	91-86(12)
1/15	L	Illinois	78-86(7)
1/24	L	Iowa	66-79(19)
1/29	W	Northwestern	91-90(16)
2/7	L	@Minnesota	56-82(11)
2/14	L	@Iowa	68-79(15)
2/26	L	@Illinois	77-85(13)

1955-56 (2-1)

12/17	W	@St. Louis	89-83(17)
2/10	L	@Illinois	64-111(6)
2/25	W	Illinois	87-84(2)

1956-57 (1-1)

1/14	W	Minnesota	85-73(19)
2/4	L	@Illinois	89(11)-96(7)

1957-58 (1-0)

1/4	W	Michigan State	70-56(8)

! at Pan-Pacific, Los Angeles, Calif.

1958-59 (2-2)

12/19	L	!@Kentucky	76-95(2)
1/17	W	Northwestern	88-77(11)
1/19	L	@Michigan State	77-92(8)
2/23	W	@Indiana	92-83(19)

! Kentucky Invitational, Lexington, Ky.

1959-60 (6-2)

12/28	L	@Kentucky	93(3)-96(13)
1/4	W	Illinois	97(5)73(8)
1/9	W	Indiana	96(7)-95(11)
2/15	W	@Illinois	109(4)-81(20)
2/29	L	@Indiana	83(2)-99(20)
3/12	W	*vs Ga. Tech	86(3)-69(13)
3/18	W	**vs N.Y. Univ.	76(3)-54(12)
3/19	W	**vs California	75(3)-55(2)

* NCAA Mideast Regionals, Louisville, Ky.
** NCAA Final Four, San Francisco

1960-61 (5-1)

12/17	W	@Wichita	93(1)-82(16)
12/22	W	Detroit	84(1)-73(8)
12/29	W	!vs St. John's	70(1)-65(7)
1/28	W	Purdue	92(1)-62(10)
2/18	W	@Iowa	62(1)-61(9)
3/25	L	**vs Cincinnati (ot)	65(1)-70(2)

! ECAC Holiday Tournament, New York, N.Y.
* NCAA Mideast Regionals @Louisville, Ky.
** Final Four @Kansas City, Mo.

1961-62 (2-1)

12/9	W	@Wake Forest	84(1)-62(3)
3/17	W	*vs Kentucky	74(1)-64(3)
3/24	L	**vs Cincinnati	59(1)-71(2)

! LA Holiday Classic, Los Angeles, Calif.
* NCAA Mideast Regionals @Iowa City, Iowa
** Final Four @Louisville, Ky.

1962-63 (1-1)

12/8	W	West Virginia	76-69(3)
1/7	L	@Illinois	78(4)-90(3)

1963-64 (1-2)

12/6	L	!vs Duke	75(7)-76(4)
1/18	L	@Michigan	64-82(3)
2/3	W	Michigan	86-85(2)

! Centennial B-ball Classic, Morgantown, W.Va.

1964-65 (1-4)

12/30	L	Duke (2ot)	89-94(8)
1/16	L	Indiana	72-84(5)
2/20	L	@Michigan	61-100(1)
3/1	L	@Indiana	90-110(7)
3/8	W	Michigan	93-85(1)

1965-66 (0-1)

12/3	L	@UCLA	66-92(1)

1966-67 (0-1)

12/30	L	vs N. Carolina	82-105(3)

at Charlotte, N.C.

1967-68 (2-1)

3/16	W	*vs Kentucky	82-81(5)
3/22	L	**vs N. Carolina	66-80(4)
3/23	W	**vs Houston	89-85(1)

* NCAA Mideast Regionals @Lexington, Ky.
** Final Four @Los Angeles, Calif.

1968-69 (2-3)

12/6	L	UCLA	73(13)-84(1)
1/28	W	Illinois	76(12)-67(7)
2/1	L	@Purdue(ot)	85(12)-95(14)
2/11	W	Purdue	88(16)-85(8)
2/18	L	@Illinois	57(10)-73(19)

1969-70 (0-3)

12/13	L	Ohio Univ.	80(16)-82(19)
2/21	L	Iowa	89-97(11)
3/3	L	@Iowa	92-113(8)

1970-71 (2-4)

12/1	L	@Utah State	89-95(12)
12/12	L	Pennsylvania	64-71(8)
12/30	L	!vs Indiana	77-85(14)
2/27	W	@Michigan	91(18)-85(23)
3/18	W	*vs Marquette	60(10)-59(2)
3/20	L	*vs W.Ky.(ot)	78(10)-81(7)

! Far West Classic, Portland, Ore.
* NCAA Mideast Regionals @Athens, Ga.

1971-72 (1-1)

12/30	L	!@UCLA	53(6)-79(1)
1/25	W	@Minnesota	50(6)-44(17)

! UCLAN Classic, Los Angeles, Calif.

1972-73 (2-2)

1/13	L	@Indiana	67-81(16)
1/27	W	@Purdue	79-73(20)
2/5	W	Indiana	70-69(5)
2/10	L	Minnesota	78-80(5)

OHIO STATE RECORD VS. *AP* TOP 25 TEAMS

1973-74 (1-3)

12/3	L	Notre Dame(ot)	72-76(8)
1/26	L	@Wisconsin	64-69(17)
2/9	L	@Michigan	68-91(16)
3/2	W	Indiana	85-79(9)

1974-75 (3-4)

12/27	W	vs Penn	106-94(9)
12/28	L	vs Indiana	71-102(2)
1/4	L	@Michigan	73-85(17)
1/11	W	Minnesota	76-67(17)
1/27	W	Purdue	93-87(20)
2/1	L	Indiana	66-72(1)
3/2	L	@Indiana	78-86(1)

Rainbow Classic, Honolulu, Hawaii

1975-76 (0-3)

1/3	L	Indiana	64-66(1)
1/12	L	@Michigan	81-84(19)
3/6	L	@Indiana	67-96(1)

1976-77 (0-4)

1/24	L	Michigan	81-92(5)
1/29	L	@Minnesota	67-77(13)
2/5	L	@Michigan	72-93(7)
2/10	L	Minnesota	65-91(8)

1977-78 (1-2)

1/28	L	Michigan State	60-70(7)
2/18	L	@Michigan State	74-79(10)
2/23	W	Minnesota (ot)	94-87(19)

1978-79 (3-4)

12/12	W	Louisville	85-69(4)
12/29	W	!vs Duke (ot)	90-84(1)
1/13	W	@Illinois (ot)	69-66(4)
2/1	L	@Michigan State	79(7)-84(15)
2/10	L	Michigan State	57(13)-73(10)
2/24	L	Iowa	68(14)-83(12)
3/3	L	@Purdue	66-74(19)

! ECAC Holiday Tournament, New York, N.Y.

1979-80 (5-1)

1/3	W	Indiana	59(7)-58(11)
1/5	W	Purdue	67(5)-58(8)
1/10	W	@Iowa	77(5)-71(12)
2/28	W	@Purdue	64(9)-60(18)
3/2	L	@Indiana(ot)	73(10)-76(13)
3/9	W	*vs Arizona St.	89 (10)-75(18)

* NCAA 1st and 2nd Rounds @Tempe, Ariz.

1980-81 (4-6)

12/3	L	@Kentucky	64(9)-70(2)
12/20	L	@Arizona St.	58(7)-71(14)
1/8	W	@Iowa	58-56(11)
1/24	W	Michigan	69-63(16)
1/25	L	@Virginia	73-89(2)
2/5	L	@Illinois	63-82(18)
2/12	W	@Michigan	105-87(13)
2/14	L	Illinois	57-63(17)
2/26	L	@Indiana	58-74(16)
3/7	W	Iowa	78-70(8)

1981-82 (2-4)

11/29	W	!vs Georgetown	47-46(5)
12/5	L	Kentucky	62-78(2)
1/7	W	Minnesota	49-47(6)
1/30	L	@Iowa	66-76(6)
2/6	L	Iowa (ot)	65-69(5)
3/6	L	@Minnesota	75-87(8)

! Great Alaska Shootout, Anchorage, Alaska

1982-83 (5-4)

12/14	L	@Syracuse	85-91(16)
1/8	W	Indiana	70-67(1)
1/27	W	@Iowa (2ot)	89-83(14)
2/2	L	Minnesota (ot)	80-89(17)
2/12	W	@Minnesota	74-69(19)
2/19	W	Iowa	85(20)-69(16)
3/5	W	Purdue	76(14)-65(20)
3/12	L	@Indiana	60(16)-81(7)
3/25	L	**vs N. Carolina	51-64(8)

** NCAA East Regionals, Syracuse, N.Y.

1983-84 (1-3)

12/1	W	!vs Maryland	72-68(8)
1/14	L	Illinois	53-55(9)
3/1	L	@Illinois	58-73(6)
3/3	L	@Purdue	63-85(11)

! at East Rutherford, N.J.

1984-85 (3-4)

12/1	W	Arkansas	85-84(17)
1/5	L	@Michigan	82-87(16)
1/19	W	Indiana	86-84(11)
1/23	L	@Illinois	66-84(6)
2/23	W	Illinois	72-64(16)
3/6	L	Michigan	72-77(3)
3/16	L	*vs La. Tech	67-79(8)

* NCAA 1st and 2nd Rounds, Tulsa, Okla.

1985-86 (2-4)

11/30	W	Maryland	78-66(19)
1/4	L	Michigan	68-78(2)
1/25	W	Purdue	73-66(15)
2/16	L	Indiana	75-84(16)
3/6	L	@Michigan	82-99(7)
3/8	L	@Michigan State	81-91(19)

1986-87 (2-8)

12/29	W	vs Kansas (ot)	79-78(13)
1/4	L	Indiana	80-92(6)
1/24	W	@Iowa	80-76(1)
1/29	L	Purdue	73-75(4)
2/2	L	Illinois	65-82(12)
2/18	L	Iowa	80-82(7)
2/25	L	@Illinois	70-93(14)
2/28	L	@Purdue	73-87(6)
3/7	L	@Indiana	81-90(4)
3/15	L	*vs Georgetown	79-82(4)

Rainbow Classic, Honolulu, Hawaii
* NCAA 1st and 2nd Rounds, Atlanta

1987-88 (4-4)

12/16	L	@Florida	69-102(11)
1/7	L	@Purdue	77-84(10)
1/14	W	Iowa	87-83(16)
1/18	W	Michigan	70-68(10)
2/4	W	Illinois	64-60(17)
2/10	L	@Iowa	75-92(13)
3/9	W	Purdue	71-60(2)
3/12	L	@Michigan	76-95(10)

1988-89 (2-8)

11/25	L	!vs Oklahoma	93(16)-97(5)
12/20	L	@S. Carolina	68(12)-74(18)
1/16	L	@Michigan	73(18)-99(6)
1/19	W	Iowa	102(16)-91(7)
1/29	W	@Louisville	85(17)-79(24)
2/9	L	@Illinois	60(16)-62(7)
2/13	L	@Iowa	75(16)-83(8)
2/23	L	Michigan	72-89(13)
2/26	L	Illinois	71-94(10)
3/1	L	Indiana	66-73(3)

! Maui Classic, Lahaina, Hawaii

1989-90 (6-9)

12/1	L	#vs N.C. State	54-68(19)
12/2	L	#vs Oklahoma State	59-81(23)
12/27	L	vs LaSalle	62-74(20)
1/4	W	Indiana	69-67(9)
1/6	W	@Iowa	79-73(20)
1/20	L	@Minnesota	78-83(22)
1/25	L	Purdue	66-78(13)
1/27	L	@Illinois	81-92(10)
2/4	W	Louisville (ot)	91-88(10)
2/10	L	Michigan State	75-84(23)
2/18	W	Michigan	64-61(5)
2/24	L	@Purdue	70-75(9)
2/26	W	Illinois	86-80(19)
3/10	W	Minnesota	93-83(19)
3/17	L	*vs UNLV	65-76(2)

Tournament of Champions, Charlotte, N.C.
Sugar Bowl Classic, New Orleans, La.
* NCAA 1st and 2nd Rounds, Salt Lake City

1990-91 (4-1)

12/22	W	!vs Georgetown	71(7)-60(12)
1/3	W	Iowa	63(6)-59(22)
1/21	W	@Indiana	93(4)-85 (3)
2/17	W	Indiana (2ot)	97(2)-95(4)
3/22	L	**vs St. John's	74(5)-91(20)

! at Las Vegas, Nev.
Palm Beach Classic, Palm Beach, Fla.
** NCAA Midwest Regionals, Pontiac, Mich.

1991-92 (5-3)

1/7	W	Michigan State	62(7)-46(9)
1/14	L	@Indiana	83(4)-91(5)
2/2	W	@Michigan	68(8)-58(15)
2/23	L	Indiana	80(6)-86(7)
2/29	W	@Michigan State	78(8)-65(12)
3/3	W	Michigan	77(5)-66(18)
3/27	W	**vs N. Carolina	80(3)-73(18)
3/29	L	**vs Michigan(ot)	71(3)-75(15)

** NCAA Midwest Regionals, Lexington, Ky.

OHIO STATE RECORD VS. *AP* TOP 25 TEAMS

1992-93 (3-7)

12/22	L	North Carolina	64-84(5)
1/9	W	Iowa	92-81(22)
1/13	L	Michigan State	60(21)-77(23)
1/24	L	@Indiana	69(24)-96(2)
1/26	L	@Michigan	62-72(5)
2/3	L	Purdue	57-62(19)
2/16	L	@Iowa	54-68(20)
2/23	W	Indiana (ot)	81-77(1)
2/28	L	Michigan	64-66(5)
3/14	W	@Purdue	72-62(18)

1993-94 (3-8)

12/18	L	@N. Carolina	68-81(2)
12/22	L	!vs Kentucky	88-100(5)
12/23	W	!vs Boston Col	69-67(18)
1/8	L	@Wisconsin	55-69(15)
1/13	L	@Michigan (ot)	75-86(10)
1/22	L	@Purdue	63-101(12)
2/5	W	Wisconsin	73-57(16)
2/9	L	@Minnesota	73-79(23)
2/13	L	Michigan	70-72(11)
2/23	L	Purdue	85-95(14)
3/6	W	Indiana	82-78(17)

! at Maui Invitational, Maui, Hawaii

1994-95 (1-2)

2/4	L	Michigan State	58-67(9)
2/22	L	Purdue	55-64(21)
2/25	W	Minnesota	73-65(22)

1995-96 (0-7)

1/3	L	Penn State	69-72(25)
1/10	L	@Iowa	53-81(11)
1/27	L	@Purdue	53-70(19)
2/3	L	Michigan	58-77(20)
2/15	L	Purdue	55-63(11)
3/2	L	Iowa	64-73(21)
3/9	L	@Penn State	70-86(16)

1996-97 (2-6)

12/28	L	!vs Kentucky	65-81(3)
1/2	W	@Michigan	73-71(8)
1/4	L	Illinois	64-72(15)
1/18	L	Minnesota	67-73(7)
1/30	W	Indiana	73-67(17)
2/8	L	@Indiana	76-93(20)
2/19	L	@Minnesota	48-60(2)
3/5	L	@Illinois	83-90(24)

! Gatorade Rock-n-Roll Shootout, Cleveland

1997-98 (0-7)

12/28	L	!vs Kansas	56-69(2)
1/14	L	Iowa	46-61(13)
1/17	L	Michigan	61-79(19)
1/21	L	@Purdue	71-82(12)
2/4	L	Michigan State	58-84(16)
2/7	L	Purdue	75-107(10)
2/11	L	@Michigan	68-76(21)

! Rainbow Classic, Honolulu

1999-00 (0-1)

12/16	L	@ Kansas	67(12)-80(8)

2002-03 (3-8)

11/29	L	!vs. Alabama	48-54(4)
12/3	L	*vs. Duke	76-91(4)
12/18	L	@ Pittsburgh	49-69(4)
1/4	L	Louisville (ot)	64-72(24)
1/9	L	@Michigan State	55-66(25)
1/11	W	Indiana	81-69(15)
1/21	L	@Indiana	51-69(14)
2/9	L	@Illinois	57-76(16)
2/22	W	Purdue	52-44(24)
3/14	W	**vs. Wisconsin	58-50(18)
3/16	L	**vs. Illinois	59-72(13)

! Hall of Fame Tipoff Classic, Springfield, Mass.
*ACC/Big Ten Challenge, Greensboro, N.C.
**United Center, Big Ten Tournament, Chicago.

2003-04 (1-5)

12/3	L	*Georgia Tech	53-73(13)
1/7	L	@Illinois	63-85(19)
1/28	L	Wisconsin	57-69(17)
1/31	W	@Purdue	65-59(21)
1/14	L	@Wisconsin	48-78(17)
3/7	L	Illinois	63-64(18)

*Big Ten/ACC Challenge, Columbus, Ohio

2004-05 (2-4)

1/5	L	@Illinois	65-85(1)
1/8	W	Iowa	81-69(14)
2/9	L	@Michigan State	69-83(13)
2/27	L	Wisconsin	56-64(20)
3/6	W	Illinois	65-64(1)
3/11	L	*vs. Wisconsin	49-60(20)

2005-06 (4-4)

1/7	L	@Indiana	79(18)-81(16)
1/15	L	Michigan State-2 OT	59(19)-62(14)
1/18	W	Wisconsin	77(19)-67(15)
2/9	W	@Michigan	94(19)-85(22)
2/12	W	Illinois	69(19)-53(10)
2/22	W	@Michigan State	79(13)-68(18)
3/12	L	*vs. Iowa	60(7)-67(20)
3/19	L	!vs. Georgetown	52(6)-70(23)

*Conseco Fieldhouse, Big Ten Tournament, Indianapolis
! NCAA Second Round, Dayton, Ohio

2006-07 (6-4)

11/29	L	@North Carolina	89(3)-98(7)
12/23	L	@Florida	60(3)-86(5)
1/9	L	@Wisconsin	69(5)-72(3)
1/13	W	Tennessee	68(5)-66(16)
2/25	W	Wisconsin	49(2)-48(1)
3/11	W	*vs. Wisconsin	66(1)-49(3)
3/22	W	! vs. Tennessee	85(1)-84(22)
3/24	W	! vs. Memphis	92(1)-76(5)
3/31	W	vs. Georgetown	67(1)-60(9)
4/2	L	vs. Florida	75(1)-84(6)

*United Center, Big Ten Tournament, Chicago
! NCAA South Regional, San Antonio, Texas
NCAA Final Four, Atlanta

2007-08 (3-9)

11/21	W	2-vs Syracuse	79-65(21)
11/23	L	2-vs. Texas AM	47-70(16)
11/28	L	4-North Carolina	55-66(1)
12/1	L	@Butler	46-65(16)
12/15	L	@Michigan State	60-66(11)
1/19	L	@Tennessee	69-74(6)
2/10	L	Indiana	53-59(14)
2/24	L	Wisconsin	53-58(11)
2/26	L	@Indiana	69-72(12)
3/4	W	Purdue	80-77(15)
3/9	W	Michigan State	63-54(17)
3/14	L	6-vs. Michigan State	60-67(19)

2-Preseason NIT, New York
4-Big Ten/ACC Challenge, Columbus
6-Conseco Fieldhouse, Big Ten Tournament, Indianapolis

2008-09 (6-7)

12/2	W	2-at Miami, Fla.	73-68(21)
12/6	W	3-vs. Notre Dame	67-62(7)
1/3	L	@Minnesota	59(24)-68(21)
1/6	L	@Michigan State	58-67(8)
1/17	W	@Michigan	64-58(25)
1/20	L	@Illinois	49-67(25)
1/25	L	Michigan State	67-78(7)
2/3	W	Purdue-OT	82-70(12)
2/7	W	Minnesota	64-58(19)
2/22	L	Illinois	68-70(18)
2/28	L	@Purdue	50-75(16)
3/14	W	4-vs. Michigan State	82-70(7)
3/15	L	4-vs. Purdue	61-65(24)

2-Big Ten/ACC Challenge, Miami, Fla.
3-Lucas Oil Stadium, Indianapolis
4-Conseco Fieldhouse, Big Ten Tournament, Indianapolis

2009-10 (5-6)

11/19	L	2-vs. North Carolina	73(15)-77(6)
11/20	W	2-vs. California	76(15)-70(13)
12/2	W	3-Florida State	77(15)-64(21)
12/12	L	@Butler	66(13)-74(22)
12/31	L	@Wisconsin	43(15)-65(23)
1/12	W	@Purdue	70-66(6)
1/16	W	Wisconsin	60-51(13)
1/23	L	@West Virginia	65(21)-71(11)
2/17	L	Purdue	57(9)-60(4)
2/21	W	@Michigan State	74(9)-67(11)
3/26	L	6-Tennessee	73(5)-76(15)

2-2K Sports Classic benefiting Coaches vs. Cancer, New York
3-Big Ten/ACC Challenge, Columbus
6-NCAA Midwest Regional, Edmund Jones Dome, St. Louis, Mo.

2010-11 (5-3)

11/16	W	2-@Florida	93(4)-75(9)
1/22	W	@Illinois	73(1)-68(23)
1/25	W	Purdue	87(1)-64(12)
2/6	W	@Minnesota	82(1)-69(18)
2/12	L	@Wisconsin	67(1)-71(13)
2/20	L	@Purdue	63(2)-76(11)
3/6	W	Wisconsin	93(1)-65(10)
2/25	L	7-No. 4 Kentucky	60(1)-62(11)

2-Global Sports Invitational, Gainesville, Fla.
7-East Regional Semifinals, Newark, N.J.

OHIO STATE RECORD VS. *AP* TOP 25 TEAMS

2011-12 (8-7)

11/15	W	Florida	81(3)-74(7)
11/29	W	Duke	85(2)-63(3)
12/10	L	@Kansas	67(2)-78(13)
12/31	L	@Indiana	71(2)-74(13)
1/15	W	Indiana	80(5)-63(7)
1/29	W	Michigan	64(4)-49(20)
2/4	W	@Wisconsin	58(3)-52(19)
2/11	L	Michigan State	48(3)-58(11)
2/18	L	@Michigan	51(6)-56(17)
2/26	L	Wisconsin	60(8)-63(16)
3/4	W	@Michigan State	72(10)-70(5)
3/10	W	vs. Michigan	77(7)-55(10)
3/11	L	vs. Michigan State	64(7)-68(8)
3/24	W	vs. Syracuse	77(7)-70(2)
3/31	L	vs. Kansas	62(7)-64(6)

2012-13 (6-7)

11/28	L	1-@ Duke	68(4)-73(2)
12/22	L	Kansas	66(7)-74(9)
1/5	L	@Illinois	55(8)-74(11)
1/13	W	Michigan	56(15)-53(2)
1/19	L	@Michigan State	56(11)-59(18)
2/5	L (ot)	@Michigan	74(10)-76(3)
2/10	L	Indiana	68(10)-81(1)
2/17	L	@Wisconsin	49(13)-71(20)
2/24	W	Michigan State	68(18)-60(4)
3/5	W	@Indiana	67(14)-58(2)
3/16	W	2-vs. Michigan State	61(10)-58(8)
3/17	W	2-vs. Wisconsin	50(10)-43(22)
3/28	W	3-vs. Arizona	73(7)-70(22)

1-Big Ten/ACC Challenge, Cameron Indoor Stadium, Durham, N.C.
2-2013 Big Ten Tournament, United Center, Chicago
3-NCAA West Regional, Los Angeles

2013-14 (4-4)

11/16	W	@Marquette	2(10)-35(17)
1/7	L	@Michigan St-ot	68(3)-72(5)
1/14	L	Iowa	74(3)-84(20)
2/1	W	@Wisconsin	59(24)-58(14)
2/4	W	@Iowa	76-69(17)
2/11	L	Michigan	60(22)-70(15)
3/9	W	Michigan State	69-67(22)
3/15	L	1-vs. Michigan	69(24)-72(8)

1-2014 Big Ten Tournament, Bankers Life Arena, Indianapolis

2014-15 (3-4)

12/2	L	1-@Louisville	55(14)-64(5)
12/20	L	2-vs. North Carolina	74(12)-82(24)
1/25	W	Indiana	82-70(23)
1/29	W	Maryland	80-56(16)
3/8	L	Wisconsin	48(23)-72(6)
3/19	W	3-vs. VCU	75-72(25)
3/21	L	3-vs. Arizona	58-73(5)

1-Big Ten/ACC Challenge, KFC Yum! Center, Louisville, Ky.
2-CBS Sports Classic, United Center, Chicago
3-NCAA 2nd/3rd Rnds, Moda Center, Portland, Ore.

2015-16 (2-7)

12/1	L	1-Virginia	58-64(10)
12/19	W	2-vs. Kentucky	74-67(4)
1/16	L	@ Maryland	65-100(3)
1/21	L	@ Purdue	64-75(22)
1/31	L	Maryland	61-66(8)
2/23	L	Michigan State	62-81(6)
2/28	W	Iowa	68-64(8)
3/5	L	@ Michigan State	76-91(2)
3/11	L	3-vs.Michigan State	54-81(2)

1-Big Ten/ACC Challenge, Value City Arena, Columbus, Ohio
2-CBSSports Clallenge, Barclay's Center, Brooklyn, New York
3-2016 Big Ten Tournament, Bankers Life Arena, Indianapolis

2016-17 (1-6)

11/30	L	1-@ Virginia	61-63(6)
12/17	L	2-vs. UCLA	73-86(2)
1/5	L	Purdue	75-76(20)
1/12	L	@ Wisconsin	66-89(18)
1/31	L	Maryland	71-77(17)
2/11	L	@ Maryland	77-86(21)
2/23	W	Wisconsin	83-73(16)

1-4-Big Ten/ACC Challenge, Charlottesville, Virginia
5-CBSSports Classic, Las Vegas, Nevada

2017-18 (2-4)

11/23	L	1-Gonzaga	59-86(17)
12/23	L	2-vs. North Carolina	72-86(5)
1/7	W	Michigan State	80-64(1)
2/7	W	@ Purdue	64(14)-63(3)
2/18	L	@ Michigan	62(8)-74(22)
3/17	L	3-vs. Gonzaga	84(17)-90(6)

1-PK80, Portland, Oregon // 2-CBSSports Classic, New Orleans // 3-NCAA Tournament, Taco Bell Arena, Boise, Idaho

OHIO STATE WHEN RANKED IN *AP* TOP 25

Ohio State as an *Associated Press* Ranked Team

OSU as No.	W	L	Total	Pct	OSU as No.	W	L	Total	Pct	OSU as No.	W	L	Total	Pct
1	72	6	78	0.923	10	20	9	29	0.690	19	6	1	7	0.857
2	41	10	51	0.804	11	10	8	18	0.556	20	15	5	20	0.750
3	42	9	51	0.824	12	11	8	19	0.579	21	6	2	8	0.750
4	37	6	43	0.860	13	21	6	27	0.778	22	4	5	9	0.444
5	39	6	45	0.867	14	16	6	22	0.727	23	2	2	4	0.500
6	20	9	29	0.690	15	18	7	25	0.720	24	7	7	14	0.500
7	40	12	52	0.769	16	20	8	28	0.714	25	0	0	0	0.000
8	10	7	17	0.588	17	17	3	20	0.850		**503**	**148**	**651**	**0.773**
9	15	3	18	0.833	18	14	3	17	0.824					

OSU Record – 503-148, .773

1948-49 (4-1)

2/12	L	@Illinois	49(18)-64(4)
2/14	W	@St. Louis	68(18)-60(2)
2/26	W	@Michigan	69(18)-44
2/28	W	Michigan State	70(18)-51
3/5	W	@DePaul	63(19)-51

1949-50 (15-2)

1/14	W	Northwestern	61(15)-51
1/16	W	Michigan	74(15)-58
1/21	L	@Illinois	50(11)-66
1/23	W	Iowa	68(11)-54
1/28	W	@Minnesota	63(13)58(18)
1/30	W	@Purdue	59(13)-52
2/4	W	Wisconsin	61(7)-47(17)
2/6	W	@Indiana	56(7)-55(12)
2/11	W	Michigan State	87(4)-43
2/13	W	@Missouri	47(4)-46
2/18	W	@Northwestern	68(3)-46
2/20	W	Indiana	75(3)-65
2/27	W	@Michigan	69(3)-58
3/9	W	Butler	66(2)-65
3/18	W	DePaul	70(2)-63
3/23	L	*CC-New York	55(2)-56
3/25	W	**Holy Cross	72(2)-52(4)

* NCAA Eastern Regionals, New York
** Regional Third-Place game, New York

1954-55 (3-2)

12/18	W	@Oklahoma	102(14)-84
12/21	L	@California	63(11)-74
12/22	L	@California	50(11)-54
12/30	W	Oklahoma City	72(20)-61
1/3	W	Michigan State	83(20)-76

1955-56 (6-2)

12/10	W	@Loyola (Chicago)	90(16)-72
12/12	W	Oklahoma	89(16)-68
12/28	W	DePaul	83(15)-72
1/2	W	@Michigan	79(15)-66
1/9	L	Iowa	73(10)-88
1/14	W	Wisconsin (2ot)	100(7)-98
1/21	L	@Purdue	69(11)-70
1/23	W	Northwestern	91(11)-42

1956-57 (3-4)

12/22	L	Tulane	71(11)-75
1/19	W	Michigan State	70(17)-51
1/21	W	@Wisconsin	67(17)-64
1/26	W	Northwestern	83(12)-73
1/28	L	@Michigan State	64(12)-73
2/4	L	@Illinois	89(11)-96(7)
2/9	L	@Indiana	59(12)-69

1959-60 (19-2)

12/22	W	@BYU	91(3)-79
12/28	L	@Kentucky	93(3)-96(13)
1/4	W	Illinois	97(5)73(8)
1/9	W	Indiana	96(7)-95(11)
1/11	W	Delaware	109(7)-38
1/16	W	Northwestern	81(5)-64
1/23	W	@Purdue	85(5)-71
1/30	W	Michigan State	111(5)-79
2/1	W	Michigan	99(5)-52
2/6	W	@Northwestern	77(4)-58
2/8	W	@Wisconsin	106(4)-69
2/13	W	Iowa	75(4)-47
2/15	W	@Illinois	109(4)-81(20)
2/20	W	@Michigan State	84(4)-83
2/27	W	Wisconsin	93(2)-68
2/29	L	@Indiana	83(2)-99(20)
3/5	W	@Minnesota	75(2)-66
3/11	W	*vs Western Kentucky	98(3)-79
3/12	W	*vs Georgia Tech	86(3)-69(13)
3/18	W	**vs NYU	76(3)-54(12)
3/19	W	**vs California	75(3)-55(2)

* NCAA Mideast Regionals, Louisville, Ky.
** Final Four, San Francisco

1960-61 (24-1)

12/17	W	@Wichita State	93(1)-82(16)
12/19	W	@Loyola (Chicago)	90(1)-65
12/22	W	Detroit	84(1)-73(8)
12/27	W	!vs Seton Hall	97(1)-57
12/29	W	!vs St. John's	70(1)-65(7)
12/31	W	!vs St. Bonaventure	84(1)-82
1/7	W	Illinois	91(1)-65
1/9	W	Evansville	86(1)-59
1/14	W	@Northwestern	79(1)-45
1/21	W	Minnesota	75(1)-56
1/28	W	Purdue	92(1)-62(10)
1/30	W	@Wisconsin	100(1)-68
2/4	W	@Michigan	80(1)-58
2/6	W	Indiana	100(1)-65
2/11	W	@Michigan State	83(1)-68
2/13	W	Northwestern	89(1)-65
2/18	W	@Iowa	62(1)-61(9)
2/20	W	@Indiana	73(1)-69
2/25	W	Wisconsin	97(1)-74
3/4	W	Michigan State	91(1)-83
3/11	W	@Illinois	95(1)-66
3/17	W	*@Louisville	56(1)-55
3/18	W	*vs Kentucky	87(1)-74
3/24	W	**vs St. Joseph's	95(1)-69
3/25	L	**vs Cincinnati(ot)	65(1)-70(2)

! ECAC Holiday Tournament, NewYork City
* NCAA Mideast Regionals, Louisville,Ky.
** Final Four, Kansas City, Mo.

1961-62 (26-2)

12/2	W	Florida State	72 (1)-57
12/6	W	@Pittsburgh	99(1)-79
12/8	W	Wichita State	85(1)-62
12/9	W	@Wake Forest	84(1)-62(3)
12/16	W	Loyola (Chicago)	92(1)-72
12/18	W	@St. Louis	61(1)-48
12/23	W	Penn State	92(1)-49
12/27	W	!vs Washington	59(1)-49
12/28	W	!vs UCLA	105(1)-84
12/30	W	!vs USC	76(1)-66
1/6	W	@Northwestern	85(1)-62
1/13	W	Michigan	89(1)-64
1/20	W	@Minnesota	90(1)-76
1/22	W	Purdue	91(1)-65
1/29	W	@Purdue	94(1)-73
2/3	W	Northwestern	97(1)-61
2/5	W	Iowa	89(1)-63
2/10	W	Minnesota	91(1)-66
2/12	W	@Michigan	72(1)-57
2/17	W	@Michigan State	80(1)-72
2/24	W	Illinois	102(1)-79
2/26	W	@Iowa	72(1)-62
3/3	L	@Wisconsin	67(1)-86
3/10	W	Indiana	90(1)-65
3/16	W	*vs Western Kentucky	93(1)-73
3/17	W	*vs Kentucky	74(1)-64(3)
3/23	W	**vs Wake Forest	84(1)-68
3/24	L	**vs Cincinnati	59(1)-71(2)

! LA Holiday Classic, Los Angeles,Calif.
* NCAA Mideast Regionals, Iowa City, Iowa
** Final Four, Louisville, Ky.

1962-63 (12-4)

12/15	W	Texas Christian	74(3)-62
12/22	W	@Detroit	101(3)-66
12/27	W	@Butler	66(2)-62
12/29	L	@Wichita State	54(2)-71
12/31	W	BYU	97(2)-91
1/5	W	Minnesota	78(5)-76
1/7	L	@Illinois	78(4)-90(3)
1/12	W	Michigan	68(4)-66
1/19	L	@Iowa	74(5)-81
2/16	W	@Michigan	75(9)-68
2/18	W	Michigan State	87(9)-77
2/23	W	Iowa	83(5)-70
2/25	W	@Northwestern	50(5)-45
3/2	W	Purdue	95(5)-75
3/4	W	@Minnesota	85(5)-65
3/9	L	@Indiana (ot)	85(3)-87

1963-64 (3-3)

11/30	W	California-Davis	68(7)-42
12/2	W	Butler	74(7)-68
12/6	L	!vs Duke	75(7)-76(4)
12/7	W	!vs St. John's	66(7)-64
12/11	L	Davidson	73(8)-95
12/13	L	Missouri	74(8)-85

! Centennial B-ball Classic, Morgantown, W.Va.

1968-69 (14-7)

12/6	L	UCLA	73(13)-84(1)
12/14	W	Harvard	89(13)-74
12/16	W	@Washington State	75(13)-74
12/21	W	Washington State	84(17)-69
12/22	W	Butler	74(17)-71

OHIO STATE WHEN RANKED IN *AP* TOP 25

12/27	W	@Florida State ....93(16)-86
12/30	L	Washington ....59(16)-64
1/4	W	@Indiana ....90(13)-82
1/11	W	Wisconsin ....84(16)-69
1/18	W	@Michigan ....98(13)-85
1/20	W	!vs Georgia Tech ....73(13)-66
1/24	W	%vs Cornell ....96(12)-78
1/28	W	Illinois ....76(12)-67(7)
2/1	L	@Purdue (ot) .... 85(12)-95(14)
2/8	L	@Wisconsin ....73(12)-77
2/11	W	Purdue ....88(16)-85(8)
2/15	W	Minnesota ....58(16)-41
2/18	L	@Illinois ....57(10)-73(19)
2/22	W	Iowa .... 88(10)-81
2/25	L	@Northwestern ....83(14)-86
3/1	L	@Michigan State .... 72(14)-85

! at Atlanta,Ga.
% at Cleveland, Ohio

1969-70 (3-1)

12/1	W	@Wake Forest ....96(18)-92
12/6	W	@Butler .... 112(18)-89
12/8	W	Northern Illinois .... 106(18)-99
12/13	L	Ohio University .... 80(16)-82(19)

1970-71 (8-1)

2/16	W	@Wisconsin .... 79(20)-71
2/20	W	Northwestern .... 84(20)-72
2/23	W	Iowa ....80(18)-71
2/27	W	@Michigan .... 91(18)-85(23)
3/2	W	Minnesota .... 84(13)-70
3/6	W	@Northwestern .... 68(13)-67
3/9	W	Indiana ....91(12)-75
3/18	W	*vs Marquette .... 60(10)-59(2)
3/20	L	*vs W. Ky.(ot) ....78(10)-81(7)

*NCAA Mideast Regionals, Athens, Ga.

1971-72 (17-5)

12/1	W	@Georgia Tech ....63(5)-55
12/4	W	Oregon .... 68(5)-57
12/6	W	Utah State ....71(5)-60
12/11	L	@Ohio University .... 68(4)-79
12/18	W	@Butler ....82(10)-70
12/20	W	Brown .... 62(10)-56
12/23	W	Wisconsin-Milwaukee .... 78(6)-63
12/29	W	!vs Arizona .... 90(6)-47
12/30	L	!@UCLA .... 53(6)-79(1)
1/3	W	Creighton .... 94(6)-76
1/8	W	@Purdue ....78(10)-70
1/15	W	Michigan ....84(9)-73
1/22	W	Indiana ....80(7)-74
1/25	W	@Minnesota ....50(6)-44(17)
1/29	L	@Michigan .... 78(6)-88
2/1	W	Iowa ....82(9)-77
2/5	W	Wisconsin .... 79(9)-69
2/8	L	@Iowa ....67(7)-80
2/12	W	Purdue .... 64(7)-62
2/19	L	@Illinois .... 62(8)-64
2/26	W	@Northwestern .... 76(15)-74
2/29	W	Illinois ....103(14)-70

! UCLAN Classic, Los Angeles, Calif.

1972-73 (2-2)

11/27	W	Wis.-Milwaukee .... 92(10)-81
12/1	L	@Washington ....63(10)-67
12/4	W	@Notre Dame (ot) ....81(10)-75
12/9	L	Missouri ....62(15)-69

1978-79 (8-5)

1/18	W	Minnesota ....83(16)-80
1/20	W	@Michigan ....78(16)-69
1/25	W	Northwestern ....73(10)-61
1/27	W	Indiana (ot) ....66(10)-63
2/1	L	@Michigan State(ot)..... 79(7)-84(15)
2/3	L	@Indiana .... 62(7)-70
2/8	W	Michigan ....63(13)-60
2/10	L	Michigan State ....57(13)-73(10)
2/15	W	@Minnesota .... 74(17)-68
2/17	W	@Northwestern .... 88(17)-73
2/22	W	Illinois .... 73(14)-55
2/24	L	Iowa ....68(14)-83(12)
3/1	L	@Wisconsin ....73(17)-76

NIT 1st and 2nd Rounds
NIT Semifinals and 3rd-Place game, New York

1979-80 (21-8)

12/1	W	Ohio University .... 78(4)-51
12/8	W	@Stetson ....69(3)-50
12/10	W	@West Virginia .... 72(3)-55
12/13	W	Cal. Poly-Pomona ....87(3)-46
12/15	W	@Holy Cross .... 79(3)-63
12/19	L	@Louisville .... 65(2)-75
12/2	W	Tennessee ....91(2)-65
12/29	W	Northwestern State ....71(7)-46
1/3	W	Indiana ....59(7)-58(11)
1/5	W	Purdue .... 67(5)-58(8)
1/10	W	@Iowa .... 77(5)-71(12)
1/12	W	@Northwestern .... 75(3)-63
1/17	W	Minnesota (ot) .... 75(2)-70
1/19	L	@Michigan (ot) ....74(2)-75
1/24	W	@Illinois ....79(4)-76
1/26	L	Wisconsin ....71(4)-72
1/27	W	Virginia .... 70(4)-65
1/31	L	@Michigan State ....54(6)-74
2/2	L	@Wisconsin .... 67(6)-70
2/7	W	Michigan ....66(13)-63
2/9	W	Michigan State ....71(13)-59
2/14	L	@Minnesota ....70(9)-74
2/16	W	Illinois .... 71(9)-57
2/21	W	Northwestern .... 68(11)-59
2/23	W	Iowa ....70(11)-69
2/28	W	@Purdue ....64(9)-60(18)
3/2	L	@Indiana (ot) ....73(10)-76(13)
3/9	W	*vs Arizona St. .... 89(10)-75(18)
3/13	L	*vs UCLA ....68(10)-72

* NCAA 1st and 2nd Rounds, Tempe, Ariz.

1980-81 (2-3)

11/29	W	Cleveland State ....89(9)-81
12/3	L	@Kentucky .... 64(9)-70(2)
12/6	W	Colgate ....77(9)-58
12/16	L	South Alabama ....67(7)-76
12/20	L	@Arizona State .... 58(7)-71(14)

1982-83 (4-5)

1/13	L	@Purdue ....57(20)-64
1/15	L	@Illinois ....55(20)-63
2/17	W	Northwestern ....71(20)-55
2/19	W	Iowa .... 85(20)-69(16)
2/24	L	@Mich.St.ate (3ot) .... 94(15)-101
2/26	W	@Michigan ....81(15)-71
3/3	L	Illinois (ot) ....73(14)-74
3/5	W	Purdue ....76(14)-65(20)
3/12	L	@Indiana ....60(16)-81(7)

1985-86 (0-1)

12/14	L	!vs Arkansas (ot) .... 70(20)-79

! at Pine Bluff, Ark.

1988-89 (17-8)

11/25	L	!vs Oklahoma ....93(16)-97(5)
11/26	W	!vs DePaul .... 72(16)-70
11/27	W	!vs Vanderbilt .... 97(16)-82
12/3	W	@Western Michigan .... 77(15)-66
12/10	W	Lafayette ....84(14)-62
12/14	W	Nebraska ....103(14)-76
12/17	W	@Dayton ....104(14)-76
12/20	L	@South Carolina ....68(12)-74(18)
12/22	W	Kent State ....92(12)-67
12/27	W	%vs Florida ....93(15)-68
12/29	W	@% St. John's ....77(15)-72
1/4	L	@Indiana .... 65(14)-75
1/7	W	Wisconsin .... 73(14)-70
1/9	W	Radford .... 108(14)-61
1/14	W	@Michigan State ....83(18)-81
1/16	L	@Michigan ....73(18)-99(6)
1/19	W	Iowa .... 102(16)-91(7)
1/26	W	Northwestern .... 100(17)-68
1/29	W	@Louisville .... 85(17)-79(24)
2/1	L	@Minnesota .... 73(15)-76
2/6	W	Purdue ....70(15)-58
2/9	L	@Illinois ....60(16)-62(7)
2/11	W	Michigan State ....81(16)-75
2/13	L	@Iowa ....75(16)-83(8)
2/18	L	@Northwestern ....69(16)-70

! Maui Classic, Lahaina, Hawaii
% ECAC Holiday Festival, New York

1990-91 (27-4)

11/25	W	Bethune-Cookman .... 111(10)-72
11/28	W	Delaware State .... 116(11)-67
12/1	W	Youngstown State .... 112(11)-67
12/8	W	Chicago State ....112(9)-54
12/12	W	Wright State ....90(8)-60
12/15	W	@American ....109(7)-73
12/17	W	Tennessee State ....103(7)-66
12/22	W	!vs Georgetown ....71(7)-60(12)
12/27	W	#vs Mississippi State ....82(6)-80
12/28	W	#vs Miami (Ohio) .... 85(6)-67
1/3	W	Iowa ....63(6)-59(22)
1/5	W	@Michigan ....67(6)-57
1/10	W	@Northwestern ....102(4)-62
1/12	W	Wisconsin .... 92(4)-60
1/19	W	Illinois .... 89(4)-55
1/21	W	@Indiana .... 93(4)-85(3)
1/24	W	@Minnesota .... 80(4)-70
1/31	L	@Michigan State .... 61(3)-75
2/3	W	Purdue ....66(3)-59
2/9	W	Northwestern .... 96(3)-64
2/11	W	Michigan ....81(3)-65
2/14	W	@Wisconsin ....73(2)-71
2/17	W	Indiana (2ot) .... 97(2)-95(4)
2/20	W	@Illinois ....73(2)-64
2/23	W	Minnesota ....63(2)-62

OHIO STATE WHEN RANKED IN *AP* TOP 25

3/3	W	Michigan State	65(2)-64
3/6	L	@Purdue	67(2)-72
3/10	L	@Iowa	69(2)-80
3/15	W	*vs Towson State	97(5)-86
3/17	W	*vs Georgia Tech	65(5)-61
3/22	L	**vs St. John's	74(5)-91(20)

! at Las Vegas, Nev.
Palm Beach Classic, Palm Beach, Fla.
* NCAA 1st and 2nd Rounds, Dayton, Ohio,
** NCAA Midwest Regionals, Pontiac, Mich.

1991-92 (26-6)

11/26	W	Miami (Ohio)	94(5)-61
11/30	W	Chicago State	116(4)-44
12/4	W	Ohio University	78(4)-62
12/7	W	Oregon State	84(4)-56
12/14	W	Howard	114(4)-53
12/18	W	@Santa Barbara	82(4)-75
12/21	L	@USC (ot)	77(7)-79
12/29	W	American	96(7)-70
1/2	W	Penn State	73(7)-63
1/7	W	Michigan State	62(7)-46(9)
1/11	W	@Northwestern	60(4)-52
1/14	L	@Indiana	83(4)-91(5)
1/19	W	Iowa	85(4)-81
1/22	W	Minnesota	72(6)-69
1/26	L	@!Seton Hall	64(6)-68
1/30	W	@Illinois	74(10)-72
2/2	W	@Michigan	68(8)-58(15)
2/5	W	Wisconsin	86(8)-72
2/8	W	Purdue	71(8)-59
2/15	W	@Wisconsin	67(8)-63
2/18	L	@Iowa	86(6)-92
2/23	L	Indiana	80(6)-86(7)
2/26	W	@Purdue	71(8)-64
2/29	W	@Michigan State	78(8)-65(12)
3/3	W	Michigan	77(5)-66(18)
3/7	W	Northwestern	93(5)-78
3/11	W	Illinois	82(5)-70
3/14	W	@Minnesota	94(5)-63
3/19	W	*vs Miss. Valley St.	83(5)-56
3/21	W	*vs Connecticut	78(3)-55
3/27	W	**vs N. Carolina	80(3)-73(18)
3/29	L	**vs Michigan(ot)	71(3)-75(15)

! at Meadowlands, N.J.
* NCAA 1st and 2nd Rounds, Cincinnati
**NCAA Midwest Regionals, Lexington, Ky.

1992-93 (0-3)

1/13	L	Michigan State	60(21)-77(23)
1/20	L	@Wisconsin	67(24)-76
1/24	L	@Indiana	69(24)-96(2)

1998-99 (1-1)

2/20	W	Northwestern	59(11)-49
2/27	L	@Penn State	85(10)-98

1999-00 (11-3)

12/11	W	Florida A&M	99(13)-47
12/13	W	Coastal Carolina	83(12)-75
12/16	L	@Kansas	67(12)-80(8)
12/19	W	Eastern Kentucky	72(12)-40
12/22	W	Toledo	64(16)-61
12/27	W	Oakland	76(15)-50
12/29	W	American	79(15)-43
2/2	W	Wisconsin	51(5)-48
2/6	W	@Michigan	88(5)-67
2/9	L	Iowa	64(5)-67
2/12	W	Penn State	88(5)-75
3/1	W	@Penn state	79(6)-73
3/4	W	@Minnesota	82(6)-72
3/10	L	(1)vs. Penn State	66(4)-71

(1) Big Ten Tournament, Chicago

2005-06 (19-6)

12/23	W	Tennessee St.	74(24)-65
12/28	W	Gardner-Webb	87(21)-58
12/31	W	Louisiana State	78(21)-76
1/5	W	Penn State	104(18)-69
1/7	L	@Indiana	79(18)-81(16)
1/11	W	@Purdue	80(19)-64
1/15	L	Michigan State-2OT	59(19)-62(14)
1/18	W	Wisconsin	77(19)-67(15)
1/21	W	@Penn State	75(19)-65
1/28	L	@Iowa	62(16)-67
1/30	W	Florida A&M	95(20)-53
2/4	W	Minnesota	67(20)-53
2/9	W	@Michigan	94(19)-85(22)
2/12	W	Illinois	69(19)-53(10)
2/15	L	@Wisconsin	73(12)-78
2/18	W	Northwestern	61(12)-52
2/22	W	@Michigan St.	79(13)-68(18)
2/25	W	Michigan	64(13)-54
3/1	W	@Northwestern	56(9)-53
3/5	W	Purdue	76(9)-57
3/10	W	1-vs. Penn State	63(7)-56
3/11	W	1-vs. Indiana	52(7)-51
3/12	L	1-vs. Iowa	60(7)-67(20)
3/17	W	2-vs. Davidson	70(6)-62
3/19	L	2-vs. Georgetown	52(6)-70(23)

1-Big Ten Tournament, Indianapolis
2-NCAA Tournament, Dayton, Ohio

2006-07 (35-4)

11/10	W	1-Virginia Military	107(7)-69
11/11	W	1-Loyola, Chicago	87(7)-75
11/12	W	1-Kent State	81(7)-59
11/17	W	Eastern Kentucky	74(5)-45
11/20	W	San Francisco	82(4)-60
11/24	W	2-vs. Youngstown State	91(4)-57
11/29	L	3-@North Carolina	89(3)-98(7)
12/2	W	Valparaiso	78(3)-58
12/9	W	Cleveland State	78(5)-57
12/16	W	4-vs. Cincinnati	72(4)-50
12/19	W	Iowa State	75(3)-56
12/23	L	@Florida	60(3)-86(5)
12/30	W	Coppin State	91(6)-54
1/2	W	Indiana	74(6)-67
1/6	W	@Illinois	62(6)-44
1/9	L	@Wisconsin	69(5)-72(3)
1/13	W	Tennessee	68(5)-66(16)
1/17	W	Northwestern	73(7)-41
1/20	W	Iowa	82(7)-63
1/24	W	@Northwestern	59(5)-50
1/27	W	Michigan State	66(5)-64
1/31	W	@Purdue	78(4)-60
2/3	W	@Michigan State	63(4)-54
2/6	W	Michigan	76(3)-63
2/10	W	Purdue	63(3)-56
2/14	W	@Penn State	64(2)-62
2/18	W	@Minnesota	85(2)-67
2/21	W	Penn State	68(2)-60
2/25	W	Wisconsin	49(2)-48(1)
3/3	W	@Michigan	65(1)-61
3/9	W	5-vs. Michigan	72(1)-62
3/10	W	5-vs. Purdue	63(1)-52
3/11	W	5-vs. Wisconsin	66(1)-49(3)
3/15	W	6-vs. Cent. Connecticut St.	78(1)-57)
3/17	W	6-vs. Xavier	78(1)-71
3/22	W	7-vs. Tennessee	85(1)-84(22)
3/24	W	7-vs. Memphis	92(1)-76(5)
3/31	W	8-vs. Georgetown	67(1)-60(9)
4/2	L	8-vs. Florida	75(1)-84(6)

1-BCA Classic, Columbus, Ohio // 2-Played at Nationwide Arena, Columbus, Ohio // 3-Big Ten/ACC Challenge, Chapel Hill, N.C. //4-Wooden Tradition, Indianapolis, Ind. // 5-Big Ten Tournament, Chicago // 6-NCAA Tournament, Lexington, Ky. // 7-NCAA Tournament, San Antonio, Texas // 8-NCAA Final Four, Atlanta, Ga.

2008-09 (5-3)

12/13	W	Butler	54(21)-51
12/17	W	Jacksonville	81(17)-68
12/20	W	Iona	71(17)-53
12/22	W	UNC Asheville	83(15)-59
12/27	L	West Virginia	48(15)-76
12/31	W	Iowa	68(24)-65
1/3	L	at Minnesota	59(24)-68(21)
1/14	L	at Wisconsin	50(24)-55

2009-10 (26-7)

11/9	W	1-Alcorn State	100(16)-60
11/12	W	1-James Madison	74(16)-44
11/19	L	2-vs. North Carolina	73(15)-77(6)
11/20	W	2-vs. California	76(15)-70(13)
11/24	W	Lipscomb	84(17)-64
11/28	W	St. Francis (Pa.)	110(17)-47
12/2	W	3-Florida State	77(15)-64(21)
12/5	W	Eastern Michigan	111(15)-60
12/12	L	@Butler	66(13)-74(22)
12/16	W	Presbyterian	78(18)-48
12/19	W	Delaware state	60(18)-44
12/22	W	Cleveland state	72(17)-59
12/31	L	@Wisconsin	43(15)-65(23)
1/3	L	@Michigan	64(15)-73
1/19	W	Northwestern	76(21)-56
1/23	L	@West Virginia	65(21)-71(11)
1/27	W	@Iowa	65(20)-57
1/31	W	Minnesota	85(20)-63
2/3	W	Penn State	75(13)-62
2/7	W	Iowa	68(13)-58
2/10	W	@Indiana	69(13)-52
2/14	W	@Illinois	72(13)-53
2/17	L	Purdue	57(9)-60(4)
2/21	W	@Michigan State	74(9)-67(11)
2/24	W	@Penn State	75(9)-67
2/27	W	Michigan	66(9)-55
3/2	W	Illinois	73(6)-57
3/12	W	4-Michigan	69(5)-68
3/13	W	4-Illinois 2ot	88(5)-81
3/14	W	4-Minnesota	90(5)-61
3/19	W	5-UC Santa Barbara	68(5)-51
3/21	W	5-Georgia Tech	75(5)-66
3/26	L	6-Tennessee	73(5)-76(15)

1-2K Sports Classic benefiting Coaches vs. Cancer, Columbus
2-2K Sports Classic benefiting Coaches vs. Cancer, New York
3-Big Ten/ACC Challenge, Columbus
4-Conseco Fieldhouse, Indianapolis
5-NCAA First-Second Rounds, Bradley Center, Milwaukee, Wis.
6-NCAA Midwest Regional, Edmund Jones Dome, St. Louis, Mo.

OHIO STATE WHEN RANKED IN *AP* TOP 25

2010-11 (34-3)

11/12	W	1-NC A&T 102(4)-61
11/16	W	2-@Florida 93(4)-75(9)
11/20	W	1-UNC Wilmington 81(4)-41
11/23	W	1-Morehead St. 64(3)-45
11/26	W	Miami (Ohio) 66(3)-45
11/30	W	3-@Florida State 58(2)-44
12/9	W	IUPUI 75(2)-64
12/12	W	4-W. Carolina 85(2)-60
12/15	W	Florida Gulf Coast) 83(2)-55
12/18	W	South Carolina 79(2)-57
12/21	W	UNC Asheville 96(2)-49
12/23	W	Oakland 92(2)-63
12/27	W	Tennessee-Martin 100(2)-40
12/31	W	@Indiana 85(2)-67
1/4	W	@Iowa 73(2)-68
1/9	W	Minnesota 67(2)-64
1/12	W	@Michigan 68(2)-64
1/15	W	Penn State 69(2)-66
1/19	W	Iowa 70(1)-48
1/22	W	@Illinois 73(1)-68(23)
1/25	W	Purdue 87(1)-64(12)
1/29	W	@Northwestern 58(1)-57
2/3	W	Michigan 62(1)-53
2/6	W	@Minnesota 82(1)-69(18)
2/12	L	@Wisconsin 67(1)-71(13)
2/15	W	Michigan State 71(2)-61
2/20	L	@Purdue 63(2)-76(11)
2/22	W	Illinois 89(2)-70
2/27	W	Indiana 82(2)-61
3/1	W	@Penn State 82(1)-61
3/6	W	Wisconsin 93(1)-65(10)
3/11	W	5-Northwestern 67(1)-61
3/12	W	5-Michigan 68(1)-61
3/13	W	5-Penn State 71(1)-60
3/18	W	6-UTSA 75(1)-46
3/20	W	6-George Mason 98(1)-66
3/25	L	7-Kentucky 60(1)-62(11)

1-Global Sports Invitational, Columbus
2-Global Sports Invitational, Gainesville, Fla.
3-Big Ten/ACC Challenge, Tallahassee, Fla.
4-St. John Arena, Columbus
5-Big Ten Tournament, Indianapolis
6-NCAA 2nd-3rd Rnds, Cleveland, Ohio
7-East Regional Semifinals, Newark, N.J.

2011-12 (31-8)

11/11	W	1-Wright State 73(3)-42
11/15	W	1-Florida 81(3)-74(7)
11/18	W	1-Jackson State 85(3)-41
11/21	W	1-North Florida 85(3)-50
11/23	W	Virginia Military 107(3)-74
11/25	W	Valparaiso 80(3)-47
11/29	W	2-Duke 85(2)-63(3)
12/3	W	Texas-Pan American 64(2)-35
12/10	L	@Kansas 67(2)-78(13)
12/14	W	S. Carolina-Upstate 82(2)-58
12/17	W	@South Carolina 74(2)-66
12/20	W	Lamar 70(2)-50
12/22	W	3-Miami (Ohio) 69(2)-40
12/28	W	Northwestern 87(2)-54
12/31	L	@Indiana 71(2)-74(13)
1/3	W	Nebraska 71(6)-40
1/7	W	@Iowa 76(6)-47
1/10	L	@Illinois 74(5)-79
1/15	W	Indiana 80(5)-63(7)
1/21	W	@Nebraska 79(6)-45
1/25	W	Penn State 78(4)-54
1/29	W	Michigan 64(4)-49(20)
2/4	W	@Wisconsin 58(3)-52(19)
2/7	W	Purdue 87(3)-84
2/11	L	Michigan State 48(3)-58(11)
2/14	W	@Minnesota 78(6)-68
2/18	L	@Michigan 51(6)-56(17)
2/21	W	Illinois 83(8)-67
2/26	L	Wisconsin 60(8)-63(16)
2/29	W	@Northwestern 75(10)-73
3/4	W	@Michigan State 72(10)-70(5)
3/9	W	4-vs. Purdue 88(7)-71
3/10	W	4-vs. Michigan 77(7)-55(10)
3/11	L	4-vs. Michigan State 64(7)-68(8)
3/15	W	5-vs. Loyola 78(7)-59
3/17	W	5-vs. Gonzaga 73(7)-66
3/22	W	6-vs. Cincinnati 81(7)-66
3/24	W	6-vs. Syracuse 77(7)-70(2)
3/31	L	7-vs. Kansas 62(7)-64(6)

1-Global Sports Shootout, Columbus
2-Big Ten/ACC Challenge, Columbus
3-Nationwide Arena, Downtown Columbus
4-Indianapolis
5-NCAA Second/Third Rds., Pittsburgh, Pa.
6-2012 East Regional, Boston
7- 2012 Final Four, New Orleans

2012-13 (29-8)

11/11	W	1-Albany 82(4)-60
11/17	W	2-vs. Rhode Island 68(4)-59
11/18	W	2-vs. Washington 77(4)-66
11/23	W	1-Kansas City 91(3)-45
11/28	L	3-@Duke 68(4)-73(2)
12/1	W	Northern Kentucky 70(4)-43
12/8	W	Long Beach State 89(7)-55
12/12	W	Savannah State 85(7)-45
12/15	W	UNC Asheville 90(7)-72
12/18	W	Winthrop 65(7)-55
12/22	L	Kansas 66(7)-74(9)
12/29	W	Chicago State 87(10)-44
1/2	W	Nebraska 70(8)-44
1/5	L	@Illinois 55(8)-74(11)
1/8	W	@Purdue 74(15)-64
1/13	W	Michigan 56(15)-53(2)
1/19	L	@Michigan State 56(11)-59(18)
1/22	W	Iowa 72(14)-63
1/26	W	@Penn State 65(14)-51
1/29	W	Wisconsin 58(11)-49
2/2	W	@Nebraska 63(11)-56
2/5	L (ot)	@Michigan 74(10)-76(3)
2/10	L	Indiana 68(10)-81(1)
2/14	W	Northwestern 69(13)-59
2/17	L	@Wisconsin 49(13)-71(20)
2/20	W	Minnesota 71(18)-45
2/24	W	Michigan State 68(18)-60(4)
2/28	W	@Northwestern 63(16)-53
3/5	W	@Indiana 67(14)-58(2)
3/10	W	Illinois 68(14)-55
3/15	W	4-vs. Nebraska 71(10)-50
3/16	W	4-vs. Michigan State 61(10)-58(8)
3/17	W	4-vs. Wisconsin 50(10)-43(22)
3/22	W	5-vs. Iona 95(7)-70
3/24	W	5-vs. Iowa State 78(7)-75
3/28	W	6-vs. Arizona 73(7)-70(22)
3/30	L	6-vs. Wichita State 66(7)-70

1-Basketball Hall of Fame Tip-Off, Value City Arena, Columbus, Ohio
2-Basketball Hall of Fame Tip-Off, Uncasville, Conn.
3-Big Ten/ACC Challenge, Cameron Indoor Stadium, Durham, N.C.
4-2013 Big Ten Tournament, United Center, Chicago
5-NCAA 2nd-3rd Rounds, Dayton, Ohio
6-NCAA West Regional, Los Angeles

2013-14 (22-7)

11/9	W	Morgan State 89(11)-50
11/12	W	Ohio University 79(10)-69
11/16	W	@Marquette 52(10)-35(17)
11/20	W	American 63(8)-52
11/25	W	Wyoming 65(7)-50
11/29	W	North Florida 99(7)-64
12/4	W	1-Maryland 76(5)-60
12/7	W	Central Conn. State 74(5)-56
12/11	W	2-Bryant 86(3)-48
12/14	W	3-North Dakota State 79(3)-62
12/18	W	2-Delaware 76(3)-64
12/21	W	3-vs. Notre Dame 64(3)-61
12/27	W	Louisiana-Monroe 71(3)-31
12/31	W	@Purdue 78(3)-69
1/4	W	Nebraska 84(3)-53
1/7	L ot	@Michigan State 68(3)-72(5)
1/12	L	Iowa 74(3)-84(20)
1/16	L	@Minnesota 53(11)-63
1/20	L	@Nebraska 62(17)-68
1/23	W	Illinois 62(17)-55
1/29	L ot	Penn State 70(24)-71
2/1	W	@Wisconsin 59(24)-58(14)
2/11	L	Michigan 60(22)-70(15)
2/15	W	@Illinois 48(22)-39
2/19	W	Northwestern 76(24)-60
2/22	W	Minnesota 64(24)-46
2/27	L	@Penn State 63(22)-65
3/2	L	@Indiana 64(22)-72
3/13	W	4-vs. Purdue 63(24)-61
3/14	W	4-vs. Nebraska 71(24)-67
3/15	L	4-vs. Michigan 69(24)-72(8)
3/20	L	5-vs. Dayton 59(22)-60

1 - Big Ten/ACC Challenge, Columbus, Ohio
2 - Gotham Classic, Columbus, Ohio
3 - Gotham Classic, Madison Square Garden, New York
4 - Big Ten Tournament, Bankers Life Fieldhouse, Indianapolis
5 - 2014 NCAA Tournament, First Niagara Center, Buffalo, N.Y.

2014-15 (16-8)

11/14	W	UMass-Lowell 92(20)-55
11/18	W	Marquette 74(20)-63
11/23	W	1-Sacred Heart 106(20)-48
11/26	W	1-Campbell 91(16)-64
11/28	W	1-James Madison 73(16)-56
12/2	L	2-at Louisville 55(14)-64(5)
12/6	W	1-Colgate 70(14)-50
12/10	W	High Point 97(12)-43
12/13	W	Morehead State 87(12)-71
12/17	W	3-N. Carolina A&T 97(12)-55
12/20	L	4-vs. North Carolina 74(12)-82(24)
12/22	W	Miami, Ohio 93(21)-55
12/27	W	Wright State 100(21)-55
12/30	L	Iowa 65(20)-71
1/3	W	Illinois 77(20)-61
1/6	W	at Minnesota 74(22)-72 ot
1/10	L	at Indiana 66(22)-69
2/4	L	at Purdue 58(20)-60
2/8	W	at Rutgers 79(20)-60
2/11	W	Penn State 75(23)-55
2/14	L	at Michigan State 56(23)-59
2/22	L	at Michigan 57(24)-64
3/4	W	at Penn State 77(23)-67
3/8	L	Wisconsin 48(23)-72(6)

1-Buckeye Classic, Value City Arena, Columbus, Ohio
2-Big Ten/ACC Challenge, KFC Yum! Center, Louisville, Ky.
3-Nationwide Arena, Columbus, Ohio
4-CBS Sports Classic, United Center, Chicago

OHIO STATE WHEN RANKED IN *AP* TOP 25

2017-18 (10-5)

1/17/18	W	1-at Northwestern	71(22)-65
1/20/18	W	2-vs. Minnesota	67(22)-49
1/22/18	W	Nebraska	64(13)-59
1/25/18	L	Penn State	79(13)-82
1/30/18	W	Indiana	71(17)-56
2/4/18	W	Illinois	75(17)-67
2/7/18	W	@ Purdue	64(14)-63(3)
2/10/18	W	Iowa	82(14)-64
2/15/18	L	@ Penn State	56(8)-79
2/18/18	L	@ Michigan	62(8)-74(22)
2/20/18	W	Rutgers	79(16)-52
2/23/18	W	@ Indiana	80(16)-78 2OT
3/2/18	L	3-vs. Penn State	68(13)-69
3/15/18	W	4-vs. SDSU	81(17)-73
3/17/18	L	4-vs. Gonzaga	84(17)-90(6)

1-at Allstate Arena, Rosemont, Illinois // 2-at Madison Square Garden, New York // 3-Big Ten Tournament at Madison Square Garden, New York // 4-NCAA Tournament, Taco Bell Arena, Boise, Idaho


C.J. Jackson

OHIO STATE WHEN RANKED IN *AP* TOP 10

OSU Record – 336-77, .814

Date	W/L	Opponent	OSU-OPP
2/4/50	W	Wisconsin	61(7)-47(17)
2/6/50	W	@Indiana	56(7)-55(12)
2/11/50	W	Michigan State	87(4)-43
2/13/50	W	@Missouri	47(4)-46
2/18/50	W	@Northwestern	68(3)-46
2/20/50	W	Indiana	75(3)-65
2/27/50	W	@Michigan	69(3)-58
3/9/50	W	Butler	66(2)-65
3/18/50	W	DePaul	70(2)-63
3/23/50	L	City Coll. of N.Y.	55(2)-56
3/25/50	W	Holy Cross	72(2)-52(4)
1/9/56	L	Iowa	73(10)-88
1/14/56	W	Wisconsin (2ot)	100(7)-98
12/22/59	W	@BYU	91(3)-79
12/28/59	L	@Kentucky	93(3)-96(13)
1/4/60	W	Illinois	97(5)73(8)
1/9/60	W	Indiana	96(7)-95(11)
1/11/60	W	Delaware	109(7)-38
1/16/60	W	Northwestern	81(5)-64
1/23/60	W	@Purdue	85(5)-71
1/30/60	W	Michigan State	111(5)-79
2/1/60	W	Michigan	99(5)-52
2/6/60	W	@Northwestern	77(4)-58
2/8/60	W	@Wisconsin	106(4)-69
2/13/60	W	Iowa	75(4)-47
2/15/60	W	@Illinois	109(4)-81(20)
2/20/60	W	@Michigan State	84(4)-83
2/27/60	W	Wisconsin	93(2)-68
2/29/60	L	@Indiana	83(2)-99(20)
3/5/60	W	@Minnesota	75(2)-66
3/11/60	W	vs Western Kentucky	98(3)-79
3/12/60	W	vs Georgia Tech	86(3)-69(13)
3/18/60	W	vs N.Y. University	76(3)-54(12)
3/19/60	W	vs California	75(3)-55(2)
12/17/60	W	@Wichita	93(1)-82(16)
12/19/60	W	@Loyola (Chi.)	90(1)-65
12/22/60	W	Detroit	84(1)-73(8)
12/27/60	W	vs Seton Hall	97(1)-57
12/29/60	W	vs St. John's	70(1)-65(7)
12/31/60	W	vs St. Bonaventure	84(1)-82
1/7/61	W	Illinois	91(1)-65
1/9/61	W	Evansville	86(1)-59
1/14/61	W	@Northwestern	79(1)-45
1/21/61	W	Minnesota	75(1)-56
1/28/61	W	Purdue	92(1)-62(10)
1/30/61	W	@Wisconsin	100(1)-68
2/4/61	W	@Michigan	80(1)-58
2/6/61	W	Indiana	100(1)-65
2/11/61	W	@Michigan State	83(1)-68
2/13/61	W	Northwestern	89(1)-65
2/18/61	W	@Iowa	62(1)-61(9)
2/20/61	W	@Indiana	73(1)-69
2/25/61	W	Wisconsin	97(1)-74
3/4/61	W	Michigan State	91(1)-83
3/11/61	W	@Illinois	95(1)-66
3/17/61	W	@Louisville	56(1)-55
3/18/61	W	vs Kentucky	87(1)-74
3/24/61	W	vs St. Joseph's	95(1)-69
3/25/61	L	vs Cincinnati (ot)	65(1)-70(2)
12/2/61	W	Florida State	72(1)-57
12/6/61	W	@Pittsburgh	99(1)-79
12/8/61	W	Wichita	85(1)-62
12/9/61	W	@Wake Forest	84(1)-62(3)
12/16/61	W	Loyola (Chicago)	92(1)-72
12/18/61	W	@St. Louis	61(1)-48
12/23/61	W	Penn State	92(1)-49
12/27/61	W	vs Washington	59(1)-49
12/28/61	W	vs UCLA	105(1)-84
12/30/61	W	vs Southern California	76(1)-66
1/6/62	W	@Northwestern	85(1)-62
1/13/62	W	Michigan	89(1)-64
1/20/62	W	@Minnesota	90(1)-76
1/22/62	W	Purdue	91(1)-65
1/29/62	W	@Purdue	94(1)-73
2/3/62	W	Northwestern	97(1)-61
2/5/62	W	Iowa	89(1)-63
2/10/62	W	Minnesota	91(1)-66
2/12/62	W	@Michigan	72(1)-57
2/17/62	W	@Michigan State	80(1)-72
2/24/62	W	Illinois	102(1)-79
2/26/62	W	@Iowa	72(1)-62
3/3/62	L	@Wisconsin	67(1)-86
3/10/62	W	Indiana	90(1)-65
3/16/62	W	vs Western Kentucky	93(1)-73
3/17/62	W	vs Kentucky	74(1)-64(3)
3/23/62	W	vs Wake Forest	84(1)-68
3/24/62	L	vs Cincinnati	59(1)-71(2)
12/15/62	W	Texas Christian	74(3)-62
12/22/62	W	@Detroit	101(3)-66
12/27/62	W	@Butler	66(2)-62
12/29/62	L	@Wichita State	54(2)-71
12/31/62	W	Brigham Young	97(2)-91
1/5/63	W	Minnesota	78(5)-76
1/7/63	L	@Illinois	78(4)-90(3)
1/12/63	W	Michigan	68(4)-66
1/19/63	L	@Iowa	74(5)-81
2/16/63	W	@Michigan	75(9)-68
2/18/63	W	Michigan State	87(9)-77
2/23/63	W	Iowa	83(5)-70
2/25/63	W	@Northwestern	50(5)-45
3/2/63	W	Purdue	95(5)-75
3/4/63	W	@Minnesota	85(5)-65
3/9/63	L	@Indiana(ot)	85(3)-87
11/30/63	W	California-Davis	68(7)-42
12/2/63	W	Butler	74(7)-68
12/6/63	L	vs Duke	75(7)-76(4)
12/7/63	W	vs St. John's	66(7)-64
12/11/63	L	Davidson	73(8)-95
12/13/63	L	Missouri	74(8)-85
2/18/69	L	@Illinois	57(10)-73(19)
2/22/69	W	Iowa	88(10)-81
3/18/71	W	vs Marquette	60(10)-59(2)
3/20/71	L	vs W. Kentucky(ot)	78(10)-81(7)
12/1/71	W	@Georgia Tech	63(5)-55
12/4/71	W	Oregon	68(5)-57
12/6/71	W	Utah State	71(5)-60
12/11/71	L	@Ohio University	68(4)-79
12/18/71	W	@Butler	82(10)-70
12/20/71	W	Brown	62(10)-56
12/23/71	W	Wisconsin-Milwaukee	78(6)-63
12/29/71	W	vs Arizona	90(6)-47
12/30/71	L	@UCLA	53(6)-79(1)
1/3/72	W	Creighton	94(6)-76
1/8/72	W	@Purdue	78(10)-70
1/15/72	W	Michigan	84(9)-73
1/22/72	W	Indiana	80(7)-74
1/25/72	W	@Minnesota	50(6)-44(17)
1/29/72	L	@Michigan	78(6)-88
2/1/72	W	Iowa	82(9)-77
2/5/72	W	Wisconsin	79(9)-69
2/8/72	L	@Iowa	67(7)-80
2/12/72	W	Purdue	64(7)-62
2/19/72	L	@Illinois	62(8)-64
11/27/72	W	Wisconsin-Milwaukee	92(10)-81
12/1/72	L	@Washington	63(10)-67
12/4/72	W	@Notre Dame (ot)	81(10)-75
1/25/79	W	Northwestern	73(10)-61
1/27/79	W	Indiana (ot)	66(10)-63
2/1/79	L	@Michigan State	79(7)-84(15)
2/3/79	L	@Indiana	62(7)-70
12/1/79	W	Ohio University	78(4)-51
12/8/79	W	@Stetson	69(3)-50

OHIO STATE WHEN RANKED IN *AP* TOP 10

Date	W/L	Opponent	OSU-OPP
12/10/79	W	@West Virginia	72(3)-55
12/13/79	W	Cal Poly-Pomona	87(3)-46
12/15/79	W	@Holy Cross	79(3)-63
12/19/79	L	@Louisville	65(2)-75
12/2/79	W	Tennessee	91(2)-65
12/29/79	W	Northwestern State	71(7)-46
1/3/80	W	Indiana	59(7)-58(11)
1/5/80	W	Purdue	67(5)-58(8)
1/10/80	W	@Iowa	77(5)-71(12)
1/12/80	W	@Northwestern	75(3)-63
1/17/80	W	Minnesota (ot)	75(2)-70
1/19/80	L	@Michigan (ot)	74(2)-75
1/24/80	W	@Illinois	79(4)-76
1/26/80	L	Wisconsin	71(4)-72
1/27/80	W	Virginia	70(4)-65
1/31/80	L	@Michigan State	54(6)-74
2/2/80	L	@Wisconsin	67(6)-70
2/14/80	L	@Minnesota	70(9)-74
2/16/80	W	Illinois	71(9)-57
2/28/80	W	@Purdue	64(9)-60(18)
3/2/80	L	@Indiana(ot)	73(10)-76(13)
3/9/80	W	vs Arizona State	89 (10)-75(18)
3/13/80	L	vs UCLA	68(10)-72
11/29/80	W	Cleveland State	89(9)-81
12/3/80	L	@Kentucky	64(9)-70(2)
12/6/80	W	Colgate	77(9)-58
12/16/80	L	South Alabama	67(7)-76
12/20/80	L	@Arizona State	58(7)-71(14)
11/25/90	W	Bethune-Cookman	111(10)-72
12/8/90	W	Chicago State	112(9)-54
12/12/90	W	Wright State	90(8)-60
12/15/90	W	@American	109(7)-73
12/17/90	W	Tennessee State	103(7)-66
12/22/90	W	vs Georgetown	71(7)-60(12)
12/27/90	W	vs Mississippi State	82(6)-80
12/28/90	W	vs Miami (Ohio)	85(6)-67
1/3/91	W	Iowa	63(6)-59(22)
1/5/91	W	@Michigan	67(6)-57
1/10/91	W	@Northwestern	102(4)-62
1/12/91	W	Wisconsin	92(4)-60
1/19/91	W	Illinois	89(4)-55
1/21/91	W	@Indiana	93(4)-85 (3)
1/24/91	W	@Minnesota	80(4)-70
1/31/91	L	@Michigan State	61(3)-75
2/3/91	W	Purdue	66(3)-59
2/9/91	W	Northwestern	96(3)-64
2/11/91	W	Michigan	81(3)-65
2/14/91	W	@Wisconsin	73(2)-71
2/17/91	W	Indiana (2ot)	97(2)-95(4)
2/20/91	W	@Illinois	73(2)-64
2/23/91	W	Minnesota	63(2)-62
3/3/91	W	Michigan State	65(2)-64
3/6/91	L	@Purdue	67(2)-72
3/10/91	L	@Iowa	69(2)-80
3/15/91	W	vs Towson State	97(5)-86
3/17/91	W	vs Georgia Tech	65(5)-61
3/22/91	L	vs St. John's	74(5)-91(20)
11/26/91	W	Miami (Ohio)	94(5)-61
11/30/91	W	Chicago State	116(4)-44
12/4/91	W	Ohio University	78(4)-62
12/7/91	W	Oregon State	84(4)-56
12/14/91	W	Howard	114(4)-53
12/18/91	W	@Santa Barbara	82(4)-75
12/21/91	L	@Southern California(ot)	77(7)-79
12/29/91	W	American	96(7)-70
1/2/92	W	Penn State	73(7)-63
1/7/92	W	Michigan State	62(7)-46(9)
1/11/92	W	@Northwestern	60(4)-52
1/14/92	L	@Indiana	83(4)-91(5)
1/19/92	W	Iowa	85(4)-81
1/22/92	W	Minnesota	72(6)-69
1/26/92	L	@Seton Hall	64(6)-68
1/30/92	W	@Illinois	74(10)-72
2/2/92	W	@Michigan	68(8)-58(15)
2/5/92	W	Wisconsin	86(8)-72
2/8/92	W	Purdue	71(8)-59
2/15/92	W	@Wisconsin	67(8)-63
2/18/92	L	@Iowa	86(6)-92
2/23/92	L	Indiana	80(6)-86(7)
2/26/92	W	@Purdue	71(8)-64
2/29/92	W	@Michigan State	78(8)-65(12)
3/3/92	W	Michigan	77(5)-66(18)
3/7/92	W	Northwestern	93(5)-78
3/11/92	W	Illinois	82(5)-70
3/14/92	W	@Minnesota	94(5)-63
3/19/92	W	vs Mississippi Valley St.	83(5)-56
3/21/92	W	vs Connecticut	78(3)-55
3/27/92	W	vs North Carolina	80(3)-73(18)
3/29/92	L	vs Michigan(ot)	71(3)-75(15)
2/27/99	L	Penn State	85(10)-98
2/2/00	W	Wisconsin	51(5)-48
2/6/00	W	at Michigan	88(5)-67
2/9/00	L	Iowa	64(5)-67
2/12/00	W	Penn State	88(5)-75
3/1/00	W	at Penn State	79(6)-73
3/4/00	W	at Minnesota	82(6)-72
3/10/00	L	vs. Penn State	L 66(4)-71
3/1/06	W	@Northwestern	56(9)-53
3/5/06	W	Purdue	76(9)-57
3/10/06	W	vs. Penn State	63(7)-56
3/11/06	W	vs. Indiana	52(7)-51
3/12/06	L	vs. Iowa	60(7)-67(20)
3/17/06	W	vs. Davidson	70(6)-62
3/19/06	L	vs. Georgetown	52(6)-70(23)
11/10/06	W	Virginia Military	107(7)-69
11/11/06	W	Loyola, Chicago	87(7)-75
11/12/06	W	Kent State	81(7)-59
11/17/06	W	Eastern Kentucky	74(5)-45
11/20/06	W	San Francisco	82(4)-60
11/24/06	W	vs. Youngstown State	91(4)-57
11/29/06	L	@North Carolina	89(3)-98(7)
12/2/06	W	Valparaiso	78(3)-58
12/9/06	W	Cleveland State	78(5)-57
12/16/06	W	vs. Cincinnati	72(4)-50
12/19/06	W	Iowa State	75(3)-56
12/23/06	L	@Florida	60(3)-86(5)
12/30/06	W	Coppin State	91(6)-54
1/2/07	W	Indiana	74(6)-67
1/6/07	W	@Illinois	62(6)-44
1/9/07	L	@Wisconsin	69(5)-72(3)
1/13/07	W	Tennessee	68(5)-66(16)
1/17/07	W	Northwestern	73(7)-41
1/20/07	W	Iowa	82(7)-63
1/24/07	W	@Northwestern	59(5)-50
1/27/07	W	Michigan State	66(5)-64
1/31/07	W	@Purdue	78(4)-60
2/3/07	W	@Michigan State	63(4)-54
2/6/07	W	Michigan	76(3)-63
2/10/07	W	Purdue	63(3)-56
2/14/07	W	@Penn State	64(2)-62
2/18/07	W	@Minnesota	85(2)-67
2/21/07	W	Penn State	68(2)-60
2/25/07	W	Wisconsin	49(2)-48(1)
3/3/07	W	@Michigan	65(1)-61
3/9/07	W	vs. Michigan	72(1)-62
3/10/07	W	vs. Purdue	63(1)-52
3/11/07	W	vs. Wisconsin	66(1)-49(3)
3/15/07	W	vs. Cent. Conn. State	78(1)-57)
3/17/07	W	vs. Xavier	78(1)-71
3/22/07	W	vs. Tennessee	85(1)-84(22)
3/24/07	W	vs. Memphis	92(1)-76(5)
3/31/07	W	vs. Georgetown	67(1)-60(9)
4/2/07	L	vs. Florida	75(1)-84(6)
2/17/10	L	Purdue	57(9)-60(4)
2/21/10	W	@Michigan State	74(9)-67(11)
2/24/10	W	@Penn State	75(9)-67
2/27/10	W	Michigan	66(9)-55
3/2/10	W	Illinois	73(6)-57
3/12/10	W	vs. Michigan	69(5)-68
3/13/10	W	vs. Illinois 2ot	88(5)-81
3/14/10	W	vs. Minnesota	90(5)-61
3/19/10	W	vs. UC Santa Barbara	68(5)-51
3/21/10	W	vs. Georgia Tech	75(5)-66
3/26/10	L	vs. Tennessee	73(5)-76(15)
11/12/10	W	NC A&T	102(4)-61
11/16/10	W	@Florida	93(4)-75(9)
11/20/10	W	UNC Wilmington	81(4)-41
11/23/10	W	Morehead St.	64(3)-45
11/26/10	W	Miami (Ohio)	66(3)-45
11/30/10	W	@Florida State	58(2)-44
12/9/10	W	IUPUI	75(2)-64
12/12/10	W	4-W. Carolina	85(2)-60
12/15/10	W	Florida Gulf Coast)	83(2)-55
12/18/10	W	South Carolina	79(2)-57
12/21/10	W	UNC Asheville	96(2)-49
12/23/10	W	Oakland	92(2)-63
12/27/10	W	Tennessee-Martin	100(2)-40
12/31/10	W	@Indiana	85(2)-67
1/4/11	W	@Iowa	73(2)-68
1/9/11	W	Minnesota	67(2)-64
1/12/11	W	@Michigan	68(2)-64
1/15/11	W	Penn State	69(2)-66
1/19/11	W	Iowa	70(1)-48
1/22/11	W	@Illinois	73(1)-68(23)
1/25/11	W	Purdue	87(1)-64(12)
1/29/11	W	@Northwestern	58(1)-57
2/3/11	W	Michigan	62(1)-53
2/6/11	W	@Minnesota	82(1)-69(18)
2/12/11	L	@Wisconsin	67(1)-71(13)
2/15/11	W	Michigan State	71(2)-61
2/20 /11	L	@Purdue	63(2)-76(11)
2/22/11	W	Illinois	89(2)-70
2/27 /11	W	Indiana	82(2)-61
3/1/11	W	@Penn State	82(1)-61
3/6/11	W	Wisconsin	93(1)-65(10)
3/11/11	W	vs. Northwestern	67(1)-61
3/12/11	W	vs. Michigan	68(1)-61
3/13/11	W	vs. Penn State	71(1)-60
3/18/11	W	vs. UTSA	75(1)-46
3/20/11	W	vs. George Mason	98(1)-66
3/25/11	L	vs. Kentucky	60(1)-62(11)
11/11/11	W	Wright State	73(3)-42
11/15/11	W	Florida	81(3)-74(7)
11/18/11	W	Jackson State	85(3)-41
11/21/11	W	North Florida	85(3)-50
11/23/11	W	Virginia Military	107(3)-74
11/25/11	W	Valparaiso	80(3)-47
11/29/11	W	Duke	85(2)-63(3)
12/3/11	W	Texas-Pan American	64(2)-35
12/10/11	L	@Kansas	67(2)-78(13)
12/14/11	W	S. Carolina-Upstate	82(2)-58
12/17/11	W	@South Carolina	74(2)-66
12/20/11	W	Lamar	70(2)-50
12/22/11	W	Miami (Ohio)	69(2)-40

OHIO STATE WHEN RANKED IN *AP* TOP 10

Date	W/L	Opponent	OSU-OPP
12/28/11	W	Northwestern	87(2)-54
12/31/11	L	@Indiana	71(2)-74(13)
1/3/12	W	Nebraska	71(6)-40
1/7/12	W	@Iowa	76(6)-47
1/10/12	L	@Illinois	74(5)-79
1/15/12	W	Indiana	80(5)-63(7)
1/21/12	W	@Nebraska	79(6)-45
1/25/12	W	Penn State	78(4)-54
1/29/12	W	Michigan	64(4)-49(20)
2/4/12	W	@Wisconsin	58(3)-52(19)
2/7/12	W	Purdue	87(3)-84
2/11/12	L	Michigan State	48(3)-58(11)
2/14/12	W	@Minnesota	78(6)-68
2/18/12	L	@Michigan	51(6)-56(17)
2/21/12	W	Illinois	83(8)-67
2/26/12	L	Wisconsin	60(8)-63(16)
2/29/12	W	@Northwestern	75(10)-73
3/4/12	W	@Michigan State	72(10)-70(5)
3/9/12	W	vs. Purdue	88(7)-71
3/10/12	W	vs. Michigan	77(7)-55(10)
3/11/12	L	vs. Michigan State	64(7)-68(8)
3/15/12	W	vs. Loyola	78(7)-59
3/17/12	W	vs. Gonzaga	73(7)-66
3/22/12	W	vs. Cincinnati	81(7)-66
3/24/12	W	vs. Syracuse	77(7)-70(2)
3/31/12	L	vs. Kansas	62(7)-64(6)
11/11/12	W	1-Albany	82(4)-60
11/17/12	W	2-vs. Rhode Island	68(4)-59
11/18/12	W	2-vs. Washington	77(4)-66
11/23/12	W	1-Kansas City	91(3)-45
11/28/12	L	3-@Duke	68(4)-73(2)
12/1/12	W	Northern Kentucky	70(4)-43
12/8/12	W	Long Beach State	89(7)-55
12/12/12	W	Savannah State	85(7)-45
12/15/12	W	UNC Asheville	90(7)-72
12/18/12	W	Winthrop	65(7)-55
12/22/12	L	Kansas	66(7)-74(9)
12/29/12	W	Chicago State	87(10)-44
1/2/13	W	Nebraska	70(8)-44
1/5/13	L	@Illinois	55(8)-74(11)
2/5/13	L (ot)	@Michigan	74(10)-76(3)
2/10/13	L	Indiana	68(10)-81(1)
3/15/13	W	4-vs. Nebraska	71(10)-50
3/16/13	W	4-vs. Michigan State	61(10)-58(8)
3/17/13	W	4-vs. Wisconsin	50(10)-43(22)
3/22/13	W	5-vs. Iona	95(7)-70
3/24/13	W	5-vs. Iowa State	78(7)-75
3/28/13	W	6-vs. Arizona	73(7)-70(22)
3/30/13	L	6-vs. Wichita State	66(7)-70
11/12/13	W	Ohio University	79(10)-69
11/16/13	W	@Marquette	52(10)-35(17)
11/20/13	W	American	63(8)-52
11/25/13	W	Wyoming	65(7)-50
11/29/13	W	North Florida	99(7)-64
12/4/13	W	1-Maryland	76(5)-60
12/7/13	W	Central Conn. State	74(5)-56
12/11/13	W	2-Bryant	86(3)-48
12/14/13	W	3-North Dakota State	79(3)-62
12/18/13	W	2-Delaware	76(3)-64
12/21/13	W	3-vs. Notre Dame	64(3)-61
12/27/13	W	Louisiana-Monroe	71(3)-31
12/31/13	W	@Purdue	78(3)-69
1/4/14	W	Nebraska	84(3)-53
1/7/14	L ot	@Michigan State	68(3)-72(5)
1/12/14	L	Iowa	74(3)-84(20)
2/15/18	L	@ Penn State	56(8)-79
2/18/18	L	@ Michigan	62(8)-74(22)

OHIO STATE VS. OPPONENTS IN *AP* TOP 10

OSU Record – 70-132, .347

Date	W/L	Opponent	OSU-OPP
2/5/49	W	Minnesota	48-39(5)
2/12/49	L	@Illinois	49(18)-64(4)
2/14/49	W	@St. Louis	68(18)-60(2)
3/25/50	W	Holy Cross	72(2)-52(4)
1/6/51	L	Indiana	62-77(6)
1/22/51	L	@Indiana	59-69(6)
2/24/51	L	Illinois	69-89(10)
12/28/51	L	@Washington	43-78(3)
1/7/52	W	Indiana	73-72(5)
1/31/52	L	@St. Louis	58-62(6)
2/2/52	L	Illinois	62-66(3)
2/16/52	L	@Illinois	53-80(6)
2/18/52	L	Iowa	62-75(5)
12/27/52	L	@Illinois	62-87(2)
1/12/53	L	Indiana	68-88(7)
2/21/53	L	@Indiana	67-81(2)
3/7/53	L	Illinois	74-93(10)
1/18/54	L	@Indiana	72-94(3)
2/27/54	L	Indiana	68-84(3)
1/15/55	L	Illinois	78-86(7)
2/10/56	L	@Illinois	64-111(6)
2/25/56	W	Illinois	87-84(2)
2/4/57	L	@Illinois	89(11)-96(7)
1/4/58	W	Michigan State	70-56(8)
12/19/58	L	@Kentucky	76-95(2)
1/19/59	L	@Michigan State	77-92(8)
1/4/60	W	Illinois	97(5)73(8)
3/19/60	W	vs California	75(3)-55(2)
12/22/60	W	Detroit	84(1)-73(8)
12/29/60	W	vs St. John's	70(1)-65(7)
1/28/61	W	Purdue	92(1)-62(10)
2/18/61	W	@Iowa	62(1)-61(9)
3/25/61	L	vs Cincinnati (ot)	65(1)-70(2)
12/9/61	W	@Wake Forest	84(1)-62(3)
3/17/62	W	vs Kentucky	74(1)-64(3)
3/24/62	L	vs Cincinnati	59(1)-71(2)
12/8/62	W	West Virginia	76-69(3)
1/7/63	L	@Illinois	78(4)-90(3)
12/6/63	L	vs Duke	75(7)-76(4)
1/18/64	L	@Michigan	64-82(3)
2/3/64	W	Michigan	86-85(2)
12/30/64	L	Duke (2ot)	89-94(8)
1/16/65	L	Indiana	72-84(5)
2/20/65	L	@Michigan	61-100(1)
3/1/65	L	@Indiana	90-110(7)
3/8/65	W	Michigan	93-85(1)
12/3/65	L	@UCLA	66-92(1)
12/30/66	L	vs North Carolina	82-105(3)
3/16/68	W	vs Kentucky	82-81(5)
3/22/68	L	vs North Carolina	66-80(4)
3/23/68	W	vs Houston	89-85(1)
12/6/68	L	UCLA	73-84(1)
1/28/69	W	Illinois	76(12)-67(7)
2/11/69	W	Purdue	88(16)-85(8)
3/3/70	L	@Iowa	92-113(8)
12/12/70	L	Pennsylvania	64-71(8)
3/18/71	W	vs Marquette	60(10)-59(2)
3/20/71	L	vs W. Kentucky(ot)	78(10)-81(7)
12/30/71	L	@UCLA	53(6)-79(1)
2/5/73	W	Indiana	70-69(5)
2/10/73	L	Minnesota	78-80(5)
12/3/73	L	Notre Dame(ot)	72-76(8)
3/2/74	W	Indiana	85-79(9)
12/27/74	W	vs Penn	106-94(9)
12/28/74	L	vs Indiana	71-102(2)
2/1/75	L	Indiana	66-72(1)
3/2/75	L	@Indiana	78-86(1)
1/3/76	L	Indiana	64-66(1)
3/6/76	L	@Indiana	67-96(1)
1/24/77	L	Michigan	81-92(5)
2/5/77	L	@Michigan	72-93(7)
2/10/77	L	Minnesota	65-91(8)
1/28/78	L	Michigan State	60-70(7)
2/18/78	L	@Michigan State	74-79(10)
12/12/78	W	Louisville	85-69(4)
12/29/78	W	vs Duke (ot)	90-84(1)
1/13/79	W	@Illinois (ot)	69-66(4)
2/10/79	L	Michigan State	57(13)-73(10)
1/5/80	W	Purdue	67(5)-58(8)
12/3/80	L	@Kentucky	64(9)-70(2)
1/25/81	L	@Virginia	73-89(2)
3/7/81	W	Iowa	78-70(8)
11/29/81	W	vs Georgetown	47-46(5)
12/5/81	L	Kentucky	62-78(2)
1/7/82	W	Minnesota	49-47(6)
1/30/82	L	@Iowa	66-76(6)
2/6/82	L	Iowa (ot)	65-69(5)
3/6/82	L	@Minnesota	75-87(8)
1/8/83	W	Indiana	70-67(1)
3/12/83	L	@Indiana	60(16)-81(7)
3/25/83	L	vs North Carolina	51-64(8)
12/1/83	W	vs Maryland	72-68(8)
1/14/84	L	Illinois	53-55(9)
3/1/84	L	@Illinois	58-73(6)
1/23/85	L	@Illinois	66-84(6)
3/6/85	L	Michigan	72-77(3)
3/16/85	L	vs Louisiana Tech	67-79(8)
1/4/86	L	Michigan	68-78(2)
3/6/86	L	@Michigan	82-99(7)
1/4/87	L	Indiana	80-92(6)
1/24/87	W	@Iowa	80-76(1)
1/29/87	L	Purdue	73-75(4)
2/18/87	L	Iowa	80-82(7)
2/28/87	L	@Purdue	73-87(6)
3/7/87	L	@Indiana	81-90(4)
3/15/87	L	vs Georgetown	79-82(4)
1/7/88	L	@Purdue	77-84(10)
1/18/88	W	Michigan	70-68(10)
3/9/88	W	Purdue	71-60(2)
3/12/88	L	@Michigan	76-95(10)
11/25/88	L	vs Oklahoma	93(16)-97(5)
1/16/89	L	@Michigan	73(18)-99(6)
1/19/89	W	Iowa	102(16)-91(7)
2/9/89	L	@Illinois	60(16)-62(7)
2/13/89	L	@Iowa	75(16)-83(8)
2/26/89	L	Illinois	71-94(10)
3/1/89	L	Indiana	66-73(3)
1/4/90	W	Indiana	69-67(9)

OHIO STATE VS. OPPONENTS IN *AP* TOP 10

Date	W/L	Opponent	OSU-OPP
1/27/90	L	@Illinois	81-92(10)
2/4/90	W	Louisville (ot)	91-88(10)
2/18/90	W	Michigan	64-61(5)
2/24/90	L	@Purdue	70-75(9)
3/17/90	L	vs UNLV	65-76(2)
1/21/91	W	@Indiana	93(4)-85 (3)
2/17/91	W	Indiana (2ot)	97(2)-95(4)
1/7/92	W	Michigan State	62(7)-46(9)
1/14/92	L	@Indiana	83(4)-91(5)
2/23/92	L	Indiana	80(6)-86(7)
12/22/92	L	North Carolina	64-84(5)
1/24/93	L	@Indiana	69(24)-96(2)
1/26/93	L	@Michigan	62-72(5)
2/23/93	W	Indiana (ot)	81-77(1)
2/28/93	L	Michigan	64-66(5)
12/18/93	L	@North Carolina	68-81(2)
12/22/93	L	vs Kentucky	88-100(5)
1/13/94	L	@Michigan (ot)	75-86(10)
2/4/95	L	Michigan State	58-67(9)
12/28/96	L	vs Kentucky	65-81 (3)
1/2/97	W	@Michigan	73-71(8)
1/18/97	L	Minnesota	67-73(7)
2/19/97	L	@Minnesota	48-60(2)
12/28/97	L	vs Kansas	56-69(2)
2/7/98	L	Purdue	75-107(10)
12/16/99	L	@ Kansas	67(12)-80(8)
11/29/02	L	vs. Alabama	48-54(4)
12/3/02	L	vs. Duke	76-91(4)
12/18/02	L	@Pittsburgh	49-69(4)
1/5/05	L	@Illinois	65-84(1)
3/6/05	W	Illinois	65-64(1)
2/9/06	W	Illinois	69(19)-53(10)
11/29/06	L	@North Carolina	89(3)-98(7)
12/23/06	L	@Florida	60(3)-86(5)
1/9/07	L	@Wisconsin	69(5)-72(3)
2/25/07	W	Wisconsin	49(2)-48(1)
3/11/07	W	vs. Wisconsin	66(1)-49(3)
3/24/07	W	vs. Memphis	92(1)-76(5)
3/31/07	W	vs. Georgetown	67(1)-60(9)
4/2/07	L	vs. Florida	75(1)-84(6)
11/28/07	L	North Carolina	55-66(1)
1/19/08	L	@Tennessee	69-74(6)
12/6/08	W	vs. Notre Dame	67-62(7)
1/6/09	L	@Michigan State	58-67(8)
1/25/09	L	Michigan State	67-78(7)
3/14/09	W	vs. Michigan State	82-70(7)
11/19/09	L	vs. North Carolina	73(15)-77(6)
2/17/10	L	Purdue	57(9)-60(4)
11/16/10	W	@Florida	93(4)-75(9)
3/6/11	W	Wisconsin	93(1)-65(10)
11/15/11	W	Florida	81(3)-74(7)
11/29/11	W	Duke	85(2)-63(3)
1/15/12	W	Indiana	80(5)-63(7)
3/4/12	W	@Michigan State	72(10)-70(5)
3/10/12	W	vs. Michigan	77(7)-55(10)
3/11/12	L	vs. Michigan State	64(7)-68(8)
3/24/12	W	vs. Syracuse	77(7)-70(2)
3/31/12	L	vs. Kansas	62(7)-64(6)
11/28/12	L	@Duke	68(4)-73(2)
12/22/12	L	Kansas	66(7)-74(9)
1/13/13	W	Michigan	56(15)-53(2)
2/5/13	L (ot)	@Michigan	74(10)-76(3)
2/10/13	L	Indiana	68(10)-81(1)
2/24/13	W	Michigan State	68(18)-60(4)
3/5/13	W	@Indiana	67(14)-58(2)
3/16/13	W	vs. Michigan State	61(10)-58(8)
1/7/14	L (ot)	@Michigan State	68(3)-72(5)
3/15/14	L	vs. Michigan	69(24)-72(8)
12/2/14	L	@Louisville	55(14)-64(5)
3/8/15	L	Wisconsin	48(23)-72(6)
3/21/15	L	vs. Arizona	58-73(5)
12/1/15	L	Virginia	58-64(10)
12/19/15	W	vs. Kentucky	74-67(4)
1/16/16	L	@Maryland	65-100(3)
1/31/16	L	Maryland	61-66(8)
2/23/16	L	Michigan State	62-81(6)
2/28/16	W	Iowa	68-64(8)
3/5/16	L	@Michigan State	76-91(2)
3/11/16	L	vs. Michigan State	54-81(2)
11/30/16	L	1-@ Virginia	61-63(6)
12/17/17	L	2-vs. UCLA	73-86(2)
12/23/17	L	2-vs. North Carolina	72-86(5)
1/7/18	W	Michigan State	80-64(1)
2/7/18	W	@ Purdue	64(14)-63(3)

Jae'Sean Tate

OHIO STATE RECORD WHEN RANKED NO. 1

OSU Record – 74-7, .914

No. 1 *Associated Press* Poll (72-6)

Date	W/L	Opponent	OSU-OPP
12/17/60	W	@Wichita	93(1)-82(16)
12/19/60	W	@Loyola (Chi.)	90(1)-65
12/22/60	W	Detroit	84(1)-73(8)
12/27/60	W	vs Seton Hall	97(1)-57
12/29/60	W	vs St. John's	70(1)-65(7)
12/31/60	W	vs St. Bona	84(1)-82
1/7/61	W	Illinois	91(1)-65
1/9/61	W	Evansville	86(1)-59
1/14/61	W	@Northwestern	79(1)-45
1/21/61	W	Minnesota	75(1)-56
1/28/61	W	Purdue	92(1)-62(10)
1/30/61	W	@Wisconsin	100(1)-68
2/4/61	W	@Michigan	80(1)-58
2/6/61	W	Indiana	100(1)-65
2/11/61	W	@Michigan State	83(1)-68
2/13/61	W	Northwestern	89(1)-65
2/18/61	W	@Iowa	62(1)-61(9)
2/20/61	W	@Indiana	73(1)-69
2/25/61	W	Wisconsin	97(1)-74
3/4/61	W	Michigan State	91(1)-83
3/11/61	W	@Illinois	95(1)-66
3/17/61	W	@Louisville	56(1)-55
3/18/61	W	vs Kentucky	87(1)-74
3/24/61	W	vs St. Joseph's	95(1)-69
3/25/61	L	vs Cincinnati-OT	65(1)-70(2)
12/2/61	W	Florida State	72(1)-57
12/6/61	W	@Pittsburgh	99(1)-79
12/8/61	W	Wichita	85(1)-62
12/9/61	W	@Wake Forest	84(1)-62(3)
12/16/61	W	Loyola (Chi.)	92(1)-72
12/18/61	W	@St. Louis	61(1)-48
12/23/61	W	Penn State	92(1)-49
12/27/61	W	vs Washington	59(1)-49
12/28/61	W	vs UCLA	105(1)-84
12/30/61	W	vs S. California	76(1)-66
1/6/62	W	@Northwestern	85(1)-62
1/13/62	W	Michigan	89(1)-64
1/20/62	W	@Minnesota	90(1)-76
1/22/62	W	Purdue	91(1)-65
1/29/62	W	@Purdue	94(1)-73
2/3/62	W	Northwestern	97(1)-61
2/5/62	W	Iowa	89(1)-63
2/10/62	W	Minnesota	91(1)-66
2/12/62	W	@Michigan	72(1)-57
2/17/62	W	@Michigan State	80(1)-72
2/24/62	W	Illinois	102(1)-79
2/26/62	W	@Iowa	72(1)-62
3/3/62	L	@Wisconsin	67(1)-86
3/10/62	W	Indiana	90(1)-65
3/16/62	W	vs W. Kentucky	93(1)-73
3/17/62	W	vs Kentucky	74(1)-64(3)
3/23/62	W	vs Wake Forest	84(1)-68
3/24/62	L	vs Cincinnati	59(1)-71(2)
3/3/07	W	at Michigan	65(1)-61
3/9/07	W	vs. Michigan	72(1)-62
3/10/07	W	vs. Purdue	63(1)-52
3/11/07	W	vs. Wisconsin	66(1)-49(3)
3/15/07	W	vs. Cent. Conn. St.	78(1)-57
3/17/07	W	vs. Xavier-OT	78(1)-71
3/22/07	W	vs. Tennessee	85(1)-84(22)
3/24/07	W	vs. Memphis	92(1)-76(5)
3/31/07	W	vs. Georgetown	67(1)-60(9)
4/2/07	L	vs. Florida	75(1)-84(6)
1/19/11	W	Iowa	70(1)-48
1/22/11	W	@Illinois	73(1)-68(23)
1/25/11	W	Purdue	87(1)-64(12)
1/29/11	W	@Northwestern	58(1)-57
2/3/11	W	Michigan	62(1)-53
2/6/11	W	@Minnesota	82(1)-69(18)
2/12/11	L	@Wisconsin	67(1)-71(13)
3/1/11	W	@Penn State	82(1)-61
3/6/11	W	Wisconsin	93(1)-65(10)
3/11/11	W	vs. Northwestern	67(1)-61
3/12/11	W	vs. Michigan	68(1)-61
3/13/11	W	vs. Penn State	71(1)-60
3/18/11	W	vs. Texas-San Antonio	75(1)-46
3/20/11	W	vs. George Mason	98(1)-66
3/25/11	L	vs. Kentucky	60(1)-62(11)

No. 1 in *USA Today* Poll (24-4)

Date	W/L	Opponent	OSU-OPP
11/29/06	L	at North Carolina	89(1)-98(6)
12/2/06	W	Valparaiso	78(1)-58
2/25/07	W	Wisconsin	49(1)-48(2)
3/3/07	W	at Michigan	65(1)-61
3/9/07	W	vs. Michigan	72(1)-62
3/10/07	W	vs. Purdue	63(1)-52
3/11/07	W	vs. Wisconsin	66(1)-49(4)
3/15/07	W	vs. Cent. Conn. St.	78(1)-57
3/17/07	W	vs. Xavier-OT	78(1)-71
3/22/07	W	vs. Tennessee	85(1)-84
3/24/07	W	vs. Memphis	92(1)-76(5)
3/31/07	W	vs. Georgetown	67(1)-60(9)
4/2/07	L	vs. Florida	75(1)-84(6)
1/19/11	W	Iowa	70(1)-48
1/22/11	W	@Illinois	73(1)-68(23)
1/25/11	W	Purdue	87(1)-64(12)
1/29/11	W	@Northwestern	58(1)-57
2/3/11	W	Michigan	62(1)-53
2/6/11	W	@Minnesota	82(1)-69(18)
2/12/11	L	@Wisconsin	67(1)-71(13)
3/1/11	W	@Penn State	82(1)-61
3/6/11	W	Wisconsin	93(1)-65(10)
3/11/11	W	vs. Northwestern	67(1)-61
3/12/11	W	vs. Michigan	68(1)-61
3/13/11	W	vs. Penn State	71(1)-60
3/18/11	W	vs. Texas-San Antonio	75(1)-46
3/20/11	W	vs. George Mason	98(1)-66

OSU Record vs. No. 1 (*AP*)

OPPONENTS – 9-11, .450

Date	W/L	Opponent	OSU-OPP
2/20/65	L	@ Michigan	61-100
3/8/65	W	Michigan	93-85
12/3/65	L	@UCLA	66-92
3/23/68	W	&vs. Houston	89-85
12/6/68	L	UCLA	84-73
12/30/71	L	!@UCLA	53(6)-79
2/1/75	L	Indiana	72-66
3/2/75	L	@Indiana	78-86
1/3/76	L	Indiana	64-66
3/6/76	L	@Indiana	67-96
12/29/78	W	%vs. Duke (ot)	90-84
1/8/83	W	Indiana	70-67
1/24/87	W	@Iowa	80-76
2/23/93	W	Indiana (ot)	81-77
1/5/05	L	@Illinois	65-84
3/6/05	W	Illinois	65-64
2/25/07	W	Wisconsin	49(2)-48
11/28/07	L	North Carolina	55-66
2/10/13	L	Indiana	68(10)-81
1/7/18	W	Michigan State	80-64

& Final Four, Los Angeles, Calif.
! UCLA Classic, Los Angeles, Calif.
% ECAC Holiday Classic, New York, N.Y.

Ohio State is 6-5 at home vs. No. 1
Ohio State is 1-6 on the road vs. No. 1
Ohio State is 2-0 in neutral games vs. No. 1
Ohio State is 2-0 in overtime vs. No. 1

*Ohio State has been ranked four times when playing the *AP* No. 1-ranked team
73(13)-84(1) away loss to UCLA in 1968;
53(6)-79(1) away loss to UCLA in 1971;
49(2)-48(1) home win vs. Wisconsin in 2007;
68(10)-81(1) home loss vs. Indiana in 2013

*Ohio State has won seven of its last 10 meetings with No. 1-ranked teams.

OSU Record when ranked No. 1 .....(74-7, .914)
No. 1 *Associated Press* Poll ..... (72-6, .923)
No. 1 in *USA Today* Only .....(2-1, .667)
No. 1 in Both Polls Simultaneously ..... (9-1, .900)
No. 1 in *USA Today* .....(24-4, .857)

Ohio State Record...
when ranked in the Top 25 .....(503-148, .773)
vs. the Top 25 .....(165-263, .386)
when ranked in the Top 10 ..... (336-77, .814)
vs. opponents ranked in Top 10 .....(70-132 .347)
when both teams are ranked.....(76-76, .500)

RECORD WHEN BOTH TEAMS RANKED

OSU Record When Both Teams Ranked in *AP* Polls – 76-76, .500

Date	W/L	Opponent	OSU-OPP
2/12/49	L	@Illinois	49(18)-64(4)
2/14/ 49	W	@St. Louis	68(18)-60(2)
1/28/50	W	@Minnesota	63(13)-58(18)
2/4/50	W	Wisconsin	61(7)-47(17)
2/6/50	W	@Indiana	56(7)-55(12)
3/25/50	W	Holy Cross	72(2)-52(4)
2/4/57	L	@Illinois	89(11)-96(7)
12/28/59	L	@Kentucky	93(3)-96(13)
1/4/60	W	Illinois	97(5)73(8)
1/9/60	W	Indiana	96(7)-95(11)
2/15/60	W	@Illinois	109(4)-81(20)
2/29/60	L	@Indiana	83(2)-99(20)
3/12/60	W	vs Georgia Tech	86(3)-69(13)
3/18/60	W	vs N.Y. University	76(3)-54(12)
3/19/60	W	vs California	75(3)-55(2)
12/17/60	W	@Wichita	93(1)-82(16)
12/22/60	W	Detroit	84(1)-73(8)
12/29/60	W	vs St. John's	70(1)-65(7)
1/28/61	W	Purdue	92(1)-62(10)
2/18/61	W	@Iowa	62(1)-61(9)
3/25/61	L	vs Cincinnati (ot)	65(1)-70(2)
12/9/61	W	@Wake Forest	84(1)-62(3)
3/17/62	W	vs Kentucky	74(1)-64(3)
3/24/62	L	vs Cincinnati	59(1)-71(2)
1/7/63	L	@Illinois	78(4)-90(3)
12/6/63	L	vs Duke	75(7)-76(4)
12/6/68	L	UCLA	73(13)-84(1)
1/28/69	W	Illinois	76(12)-67(7)
2/1/69	L	@Purdue(ot)	85(12)-95(14)
2/11/69	W	Purdue	88(16)-85(8)
2/18/69	L	@Illinois	57(10)-73(19)
12/13/69	L	Ohio University	80(16)-82(19)
2/27/71	W	@Michigan	91(18)-85(23)
3/18/71	W	vs Marquette	60(10)-59(2)
3/20/71	L	vs W. Kentucky(ot)	78(10)-81(7)
12/30/71	L	@UCLA	53(6)-79(1)
1/25/72	W	@Minnesota	50(6)-44(17)
2/1/79	L	@Michigan State	79(7)-84(15)
2/10/79	L	Michigan State	57(13)-73(10)
2/24/79	L	Iowa	68(14)-83(12)
1/3/80	W	Indiana	59(7)-58(11)
1/5/80	W	Purdue	67(5)-58(8)
1/10/80	W	@Iowa	77(5)-71(12)
2/28/80	W	@Purdue	64(9)-60(18)
3/2/80	L	@Indiana(ot)	73(10)-76(13)
3/9/80	W	vs Arizona State	89 (10)-75(18)
12/3/80	L	@Kentucky	64(9)-70(2)
12/20/80	L	@Arizona State	58(7)-71(14)
2/19/83	W	Iowa	85(20)-69(16)
3/5/83	W	Purdue	76(14)-65(20)
3/12/83	L	@Indiana	60(16)-81(7)
11/25/88	L	vs Oklahoma	93(16)-97(5)
12/20/88	L	@South Carolina	68(12)-74(18)
1/16/89	L	@Michigan	73(18)-99(6)
1/19/89	W	Iowa	102(16)-91(7)
1/29/89	W	@Louisville	85(17)-79(24)
2/9/89	L	@Illinois	60(16)-62(7)
2/13/89	L	@Iowa	75(16)-83(8)
12/22/90	W	vs Georgetown	71(7)-60(12)
1/3/91	W	Iowa	63(6)-59(22)
1/21/91	W	@Indiana	93(4)-85 (3)
2/17/91	W	Indiana (2ot)	97(2)-95(4)
3/22/91	L	vs St. John's	74(5)-91(20)
1/7/92	W	Michigan State	62(7)-46(9)
1/14/92	L	@Indiana	83(4)-91(5)
2/2/92	W	@Michigan	68(8)-58(15)
2/23/92	L	Indiana	80(6)-86(7)
2/29/92	W	@Michigan State	78(8)-65(12)
3/3/92	W	Michigan	77(5)-66(18)
3/27/92	W	vs North Carolina	80(3)-73(18)
3/29/92	L	vs Michigan(ot)	71(3)-75(15)
1/13/93	L	Michigan State	60(21)-77(23)
1/24/93	L	@Indiana	69(24)-96(2)
12/16/99	L	at Kansas	67(12)-80(8)
1/7/06	L	@Indiana	79(18)-81(16)
1/15/06	L	Michigan State-2 OT	59(19)-62(14)
1/18/06	W	Wisconsin	77(19)-67(15)
2/9/06	W	@Michigan	94(19)-85(22)
2/12/06	W	Illinois	69(19)-53(10)
2/22/06	W	@Michigan State	79(13)-68(18)
3/12/06	L	vs. Iowa	60(7)-67(20)
3/19/06	L	vs. Georgetown	52(6)-70(23)
11/29/06	L	@North Carolina	89(3)-98(7)
12/23/06	L	@Florida	60(3)-86(5)
1/9/07	L	@Wisconsin	69(5)-72(3)
1/13/07	W	Tennessee	68(5)-66(16)
2/25/07	W	Wisconsin	49(2)-48(1)
3/11/07	W	vs. Wisconsin	66(1)-49(3)
3/22/07	W	vs. Tennessee	85(1)-84(22)
3/24/07	W	vs. Memphis	92(1)-76(5)
3/31/07	W	vs. Georgetown	67(1)-60(9)
4/2/07	L	vs. Florida	75(1)-84(6)
1/3/09	L	at Minnesota	59(24)-68(21)
11/19/09	L	vs. North Carolina	73(15)-77(6)
11/20/09	W	vs. California	76(15)-70(13)
12/2/10	W	Florida State	77(15)-64(21)
12/12/10	L	@Butler	66(13)-74(22)
12/31/10	L	@Wisconsin	43(15)-65(23)
1/23/10	L	@West Virginia	65(21)-71(11)
2/17/10	L	Purdue	57(9)-60(4)
2/21/10	W	@Michigan State	74(9)-67(11)
3/26/10	L	Tennessee	73(5)-76(15)
11/16/10	W	@Florida	93(4)-75(9)
1/22/10	W	@Illinois	73(1)-68(23)
1/25/10	W	Purdue	87(1)-64(12)
2/6/11	W	@Minnesota	82(1)-69(18)
2/12/11	L	@Wisconsin	67(1)-71(13)
2/20/11	L	@Purdue	63(2)-76(11)
3/6/11	W	Wisconsin	93(1)-65(10)
2/25/11	L	Kentucky	60(1)-62(11)
11/15/11	W	Florida	81(3)-74(7)
11/29/11	W	Duke	85(2)-63(3)
12/10/11	L	@Kansas	67(2)-78(13)
12/31/11	L	@Indiana	71(2)-74(13)
1/15/12	W	Indiana	80(5)-63(7)
1/29/12	W	Michigan	64(4)-49(20)
2/4/12	W	@Wisconsin	58(3)-52(19)
2/11/12	L	Michigan State	48(3)-58(11)
2/18/12	L	@Michigan	51(6)-56(17)
2/26/12	L	Wisconsin	60(8)-63(16)
3/4/12	W	@Michigan State	72(10)-70(5)
3/10/12	W	vs. Michigan	77(7)-55(10)
3/11/12	L	vs. Michigan State	64(7)-68(8)
3/24/12	W	vs. Syracuse	77(7)-70(2)
3/31/12	L	vs. Kansas	62(7)-64(6)
11/28/12	L	@ Duke	68(4)-73(2)
12/22/12	L	Kansas	66(7)-74(9)
1/5/13	L	@Illinois	55(8)-74(11)
1/13/13	W	Michigan	56(15)-53(2)
1/19/13	L	@Michigan State	56(11)-59(18)
2/5/13	L (ot)	@Michigan	74(10)-76(3)
2/10/13	L	Indiana	68(10)-81(1)
2/17/13	L	@Wisconsin	49(13)-71(20)
2/24/13	W	Michigan State	68(18)-60(4)
3/5/13	W	@Indiana	67(14)-58(2)
3/16/13	W	vs. Michigan State	61(10)-58(8)
3/17/13	W	vs. Wisconsin	50(10)-43(22)
3/28/13	W	vs. Arizona	73(7)-70(22)
11/16/13	W	@Marquette	52(10)-35(17)
1/7/14	L (ot)	@Michigan State	68(3)-72(5)
1/14/14	L	Iowa	74(3)-84(20)
2/1/14	W	@Wisconsin	59(24)-58(14)
2/11/14	L	Michigan	60(22)-70(15)
3/15/14	L	Michigan	69(24)-72(8)
12/2/15	L	@Louisville	55(14)-64(5)
12/20/15	L	vs. North Carolina	74(12)-82(24)
3/8/15	L	Wisconsin	48(23)-72(6)
2/7/18	W	@ Purdue	64(14)-63(3)
2/18/18	L	@ Michigan	62(8)-74(22)
3/17/18	L	vs. Gonzaga	84(17)-90(6)


Keita Bates-Diop

1,000 POINT SCORERS

DENNIS HOPSON — 2,096

Year	G	FGM(3s)	FTM	Pts	Avg.
1983-84	29	63	29	155	5.3
1984-85	30	120	53	293	9.8
1985-86	33	275	140	690	20.9
1986-87	33	338(67)	215	958	29.0
Totals	**125**	**796(67)**	**437**	**2,096**	**16.8**

HERB WILLIAMS — 2,011

Year	G	FGM	FTM	Pts	Avg.
1977-78	27	196	60	452	16.7
1978-79	31	253	111	617	20.0
1979-80	29	206	97	509	17.6
1980-81	27	179	75	433	16.0
Totals	**114**	**834**	**343**	**2,011**	**17.6**

WILLIAM BUFORD — 1,990

Year	G	FGM(3s)	FTM	Pts	Avg.
2008-09	33	142(43)	45	372	11.3
2009-10	37	197(49)	89	532	14.4
2010-11	36	200(61)	59	520	14.4
2011-12	39	205(62)	94	566	14.5
Totals	**145**	**744(215)**	**287**	**1,990**	**13.7**

JERRY LUCAS — 1,990

Year	G	FGM	FTM	Pts	Avg.
1959-60	27	283	144	710	26.3
1960-61	27	256	159	671	24.9
1961-62	28	237	135	609	21.8
Totals	**82**	**776**	**438**	**1,990**	**24.3**

KELVIN RANSEY — 1,934

Year	G	FGM	FTM	Pts	Avg.
1976-77	25	149	29	327	13.1
1977-78	27	207	60	474	17.6
1978-79	31	282	100	664	21.4
1979-80	29	189	91	469	16.2
Totals	**112**	**827**	**280**	**1,934**	**17.3**

MICHAEL REDD — 1,879

Year	G	FGM(3s)	FTM	Pts	Avg.
1997-98	30	241(46)	130	658	21.9
1998-99	36	261(46)	135	703	19.5
1999-00	30	197(34)	90	518	17.3
Totals	**96**	**699(126)**	**355**	**1,879**	**19.6**

JIM JACKSON — 1,785

Year	G	FGM(3s)	FTM	Pts	Avg.
1989-90	30	194(21)	73	482	16.1
1990-91	31	228(17)	112	585	18.9
1991-92	32	264(44)	146	718	22.4
Totals	**93**	**686(82)**	**331**	**1,785**	**19.2**

JAY BURSON — 1,756

Year	G	FGM(3s)	FTM	Pts	Avg.
1985-86	32	75	39	189	5.9
1986-87	33	164(15)	69	412	12.5
1987-88	33	227(24)	147	625	18.9
1988-89	24	183(27)	137	530	22.1
Totals	**122**	**649(66)**	**392**	**1,756**	**14.4**

DESHAUN THOMAS — 1,630

Year	G	FGM(3s)	FTM	Pts	Avg.
2010-11	37	105(21)	47	278	7.5
2011-12	39	243(50)	83	619	15.9
2012-13	37	260(72)	141	733	19.8
Totals	**113**	**608(143)**	**271**	**1,630**	**14.4**

DAVE SORENSON — 1,622

Year	G	FGM	FTM	Pts	Avg.
1967-68	29	196	82	474	16.3
1968-69	24	217	133	567	23.6
1969-70	24	223	135	581	24.2
Totals	**77**	**636**	**350**	**1,622**	**21.1**

PERRY CARTER — 1,613

Year	G	FGM	FTM	Pts	Avg.
1987-88	33	129	65	323	9.8
1988-89	33	190	88	468	14.2
1989-90	29	172	96	440	15.2
1990-91	31	154	74	382	12.3
Totals	**126**	**645**	**323**	**1,613**	**12.8**

ROBIN FREEMAN — 1,597

Year	G	FGM	FTM	Pts	Avg.
1953-54	22	185	95	465	21.1
1954-55	13	149	111	409	31.5
1955-56	22	259	205	723	32.9
Totals	**57**	**593**	**411**	**1,597**	**28.0**

ALLAN HORNYAK — 1,572

Year	G	FGM	FTM	Pts	Avg.
1970-71	26	232	121	585	22.5
1971-72	19	148	115	411	21.6
1972-73	24	224	128	576	24.0
Totals	**69**	**604**	**364**	**1,572**	**22.8**

TERENCE DIALS — 1,566

Year	G	FGM	FTM	Pts	Avg.
2001-02	32	86	42	214	6.7
2002-03	6	15	12	42	7.0
2003-04	30	111	91	313	10.4
2004-05	32	198	113	509	15.9
2005-06	32	194	100	488	15.3
Totals	**132**	**604**	**358**	**1,566**	**11.9**


Evan Turner

JON DIEBLER — 1,536

Year	G	FGM(3s)	FTM	Pts	Avg.
2007-08	37	63(48)	43	217	5.9
2008-09	33	117(96)	40	370	11.2
2009-10	37	148(116)	69	481	13.0
2010-11	37	145(114)	64	468	12.6
Totals	**144**	**473(374)**	**216**	**1,536**	**10.7**

GARY BRADDS — 1,530

Year	G	FGM	FTM	Pts	Avg.
1961-62	26	50	23	123	4.7
1962-63	24	237	198	672	28.0
1963-64	24	276	183	735	30.6
Totals	**74**	**563**	**484**	**1,530**	**20.7**

TONY CAMPBELL — 1,529

Year	G	FGM(3s)	FTM	Pts	Avg.
1980-81	14	10	3	23	1.6
1981-82	31	151	95	397	12.8
1982-83	30	227	115	569	19.0
1983-84	29	201	138	540	18.6
Totals	**104**	**589**	**351**	**1,529**	**14.7**

EVAN TURNER — 1,517

Year	G	FGM(3s)	FTM	Pts	Avg.
2007-08	37	109(23)	72	313	8.5
2008-09	33	193(11)	175	572	17.3
2009-10	31	237(20)	138	632	20.4
Totals	**101**	**539(54)**	**385**	**1,517**	**15.0**

JAE'SEAN TATE — 1,512

Year	G	FGM(3s)	FTM	Pts	Avg.
2014-15	35	126(3)	53	308	8.8
2015-16	28	135(14)	44	328	11.7
2016-17	32	182(8)	86	458	14.3
2017-18	34	171(11)	65	418	12.3
Totals	**129**	**614(36)**	**248**	**1,512**	**11.7**

TROY TAYLOR — 1,497

Year	G	FGM(3s)	FTM	Pts	Avg.
1981-82	31	77	84	238	7.7
1982-83	30	130(12)	108	380	12.7
1983-84	29	154	98	406	14.0
1984-85	30	190	92	473	15.8
Totals	**120**	**551(12)**	**382**	**1,497**	**12.5**

JERRY FRANCIS — 1,486

Year	G	FGM(3s)	FTM	Pts	Avg.
1985-86	33	80	40	200	6.1
1986-87	33	131	106	368	11.2
1987-88	33	178(17)	134	507	15.4
1988-89	34	157(17)	80	411	12.1
Totals	**133**	**546(34)**	**360**	**1,486**	**11.2**

DAVID LIGHTY — 1,458

Year	G	FGM(3s)	FTM	Pts	Avg.
2006-07	39	49(8)	37	143	3.7
2007-08	37	126(33)	48	333	9.0
2008-09	7	24(5)	15	68	9.7
2009-10	37	164(44)	96	468	12.6
2010-11	37	153(51)	89	446	12.1
Totals	**157**	**516(141)**	**285**	**1,458**	**9.3**

1,000 POINT SCORERS

BILL HOSKET — 1,441

Year	G	FGM	FTM	Pts	Avg.
1965-66	24	179	87	445	18.5
1966-67	21	154	104	412	19.6
1967-68	29	228	128	584	20.1
Totals	**74**	**561**	**319**	**1,441**	**19.5**

PAUL EBERT — 1,436

Year	G	FGM	FTM	Pts	Avg.
1951-52	22	168	107	443	20.1
1952-53	22	166	145	477	21.7
1953-54	22	176	164	516	23.5
Totals	**66**	**510**	**416**	**1,436**	**21.8**

LARRY BOLDEN — 1,408

Year	G	FGM	FTM	Pts	Avg.
1973-74	24	126	45	297	12.4
1974-75	28	186	77	449	16.0
1975-76	24	139	66	344	14.3
1976-77	27	114	90	318	11.8
Totals	**103**	**565**	**278**	**1,408**	**13.7**

BRIAN BROWN — 1,384

Year	G	FGM(3s)	FTM	Pts	Avg.
1998-99	36	52(16)	27	147	4.1
1999-00	30	96(17)	59	268	8.9
2000-01	31	158(40)	93	449	14.5
2001-02	32	183(34)	120	520	16.3
Totals	**129**	**489(107)**	**299**	**1,384**	**10.7**

BRENT DARBY — 1,368

Year	G	FGM(3s)	FTM	Pts	Avg.
1999-00	27	23(16)	14	76	2.8
2000-01	31	99(40)	59	297	9.6
2001-02	32	125(42)	117	409	12.8
2002-03	32	163(55)	205	586	18.3
Totals	**122**	**410(153)**	**395**	**1,368**	**11.2**

MARC LOVING — 1,338

Year	G	FGM(3s)	FTM	Pts	Avg.
2013-14	35	43(15)	52	153	4.4
2014-15	32	96(47)	63	302	9.4
2015-16	35	152(56)	130	490	14.0
2016-17	32	123(58)	89	393	12.3
Totals	**134**	**414(176)**	**334**	**1,338**	**10.0**

JIM CLEAMONS — 1,335

Year	G	FGM	FTM	Pts	Avg.
1968-69	24	137	125	399	16.6
1969-70	24	211	96	518	21.6
1970-71	24	157	104	418	17.4
Totals	**72**	**505**	**325**	**1,335**	**18.5**

AARON CRAFT — 1,314

Year	G	FGM(3s)	FTM	Pts	Avg.
2010-11	37	83(26)	64	256	6.9
2011-12	39	115(23)	92	345	8.8
2012-13	37	129(27)	86	371	10.0
2013-14	35	113(16)	100	342	9.8
Totals	**148**	**440(92)**	**342**	**1,314**	**8.9**

JAMAR BUTLER — 1,313

Year	G	FGM(3s)	FTM	Pts	Avg.
2004-05	32	36(14)	28	114	3.6
2005-06	31	96(48)	74	314	10.1
2006-07	39	104(76)	47	331	8.5
2007-08	37	184(104)	82	554	15.0
Totals	**139**	**420(242)**	**231**	**1,313**	**9.4**

CLARK KELLOGG — 1,285

Year	G	FGM	FTM	Pts	Avg.
1979-80	29	136	63	335	11.6
1980-81	27	190	88	468	17.3
1981-82	30	213	56	482	16.1
Totals	**86**	**539**	**207**	**1,285**	**14.9**

JARED SULLINGER — 1,282

Year	G	FGM(3s)	FTM	Pts	Avg.
2010-11	37	222(3)	188	635	17.2
2011-12	37	228(16)	175	647	17.5
Totals	**74**	**450(19)**	**363**	**1,282**	**17.3**

KEITA BATES-DIOP — 1,272

Year	G	FGM(3s)	FTM	Pts	Avg.
2014-15	33	44(18)	19	125	3.8
2015-16	33	141(36)	70	388	11.8
2016-17	9	37(3)	10	87	9.7
2017-18	33	247(66)	112	672	19.8
Totals	**109**	**469(123)**	**211**	**1,272**	**11.7**

RONNIE STOKES — 1,240

Year	G	FGM(3s)	FTM	Pts	Avg.
1981-82	31	62	77	201	6.5
1982-83	30	74(3)	123	274	9.1
1983-84	29	120	109	349	12.0
1984-85	30	165	86	416	13.9
Totals	**120**	**421(3)**	**395**	**1,240**	**10.3**

LARRY SIEGFRIED — 1,228

Year	G	FGM	FTM	Pts	Avg.
1958-59	22	148	136	432	19.6
1959-60	28	145	81	371	13.3
1960-61	28	151	123	425	15.2
Totals	**78**	**444**	**340**	**1,228**	**15.7**

JOHN HAVLICEK — 1,223

Year	G	FGM	FTM	Pts	Avg.
1959-60	28	144	53	341	12.2
1960-61	28	173	61	407	14.5
1961-62	28	196	83	475	17.0
Total	**84**	**513**	**197**	**1,223**	**14.6**

LUKE WITTE — 1,211

Year	G	FGM	FTM	Pts	Avg.
1970-71	26	202	88	492	18.9
1971-72	23	153	84	390	17.0
1972-73	24	137	55	329	13.7
Totals	**73**	**492**	**227**	**1,211**	**16.6**

LAWRENCE FUNDERBURKE — 1,179

Year	G	FGM(3s)	FTM	Pts	Avg.
1991-92	23	115	51	281	12.2
1992-93	28	186(1)	84	457	16.3
1993-94	29	188(2)	63	441	15.2
Totals	**80**	**489(2)**	**198**	**1,179**	**14.7**

FRANK HOWARD — 1,147

Year	G	FGM	FTM	Pts	Avg.
1955-56	22	122	89	333	15.1
1956-57	22	170	102	442	20.1
1957-58	22	153	66	372	16.9
Totals	**66**	**445**	**257**	**1,147**	**17.4**

JAMAAL BROWN — 1,139

Year	G	FGM(3s)	FTM	Pts	Avg.
1988-89	34	72(22)	51	217	6.4
1989-90	30	80((12)	62	234	7.8
1990-91	31	126(34)	85	371	12.0
1991-92	32	110(41)	56	317	9.9
Totals	**127**	**388(109)**	**254**	**1,139**	**9.0**

RICHARD SCHNITTKER — 1,129

Year	G	FGM	FTM	Pts	Avg.
1946-47	2	1	0	2	1.0
1947-48	20	116	90	322	16.1
1948-49	19	125	86	336	17.7
1949-50	22	158	153	469	21.3
Totals	**63**	**400**	**329**	**1,129**	**17.9**

BRAD SELLERS — 1,122

Year	G	FGM	FTM	Pts	Avg.
1984-85	30	186	97	469	15.6
1985-86	33	234	185	653	19.8
Totals	**63**	**420**	**282**	**1,122**	**17.8**

CURTIS WILSON — 1,120

Year	G	FGM(3s)	FTM	Pts	Avg.
1983-84	27	12	9	33	1.2
1985-86	33	89	70	248	7.5
1986-87	33	160(30)	121	471	14.3
1987-88	33	125(29)	89	368	11.2
Totals	**126**	**386(59)**	**289**	**1,120**	**8.9**

RON SEPIC — 1,107

Year	G	FGM	FTM	Pts	Avg.
1964-65	24	150	63	363	15.1
1965-66	24	155	61	371	15.5
1966-67	24	146	81	373	15.5
Totals	**72**	**451**	**205**	**1,107**	**15.4**

1,000 POINT SCORERS

MEL NOWELL — 1,100

Year	G	FGM	FTM	Pts	Avg.
1959-60	28	156	56	368	13.1
1960-61	28	155	70	380	13.6
1961-62	28	140	72	352	12.6
Totals	**84**	**451**	**198**	**1,100**	**13.1**

JAE'SEAN TATE — 1,094

Year	G	FGM	FTM	Pts	Avg.
2014-15	35	126	53	308	8.8
2015-16	28	135	44	328	11.7
2016-17	32	182	86	458	14.3
Totals	**95**	**443**	**183**	**1,094**	**11.5**

SCOONIE PENN — 1,076

Year	G	FGM(3s)	FTM	Pts	Avg.
1998-99	36	202(88)	117	609	16.9
1999-00	30	147(65)	108	467	15.6
Totals	**66**	**349(153)**	**225**	**1,076**	**16.3**

CARTER SCOTT — 1,073

Year	G	FGM	FTM	Pts	Avg.
1977-78	26	78	36	192	7.4
1978-79	31	112	68	292	9.4
1979-80	28	123	46	292	10.4
1980-81	27	123	51	297	11.0
Totals	**112**	**436**	**201**	**1,073**	**9.6**

KAM WILLIAMS — 1,057

Year	G	FGM(3s)	FTM	Pts	Avg.
2014-15	35	70(28)	21	189	5.4
2015-16	35	108(52)	22	290	8.3
2016-17	32	108(50)	34	300	9.4
2017-18	31	106(42)	24	278	9.0
Totals	**133**	**392(172)**	**101**	**1,057**	**7.9**


Sam Thompson


Kam Williams

JAMIE SKELTON — 1,055

Year	G	FGM(3s)	FTM	Pts	Avg.
1990-91	31	36(10)	11	93	3.0
1991-92	29	45(19)	22	131	4.5
1992-93	28	135(55)	73	398	14.2
1993-94	29	157(60)	59	433	14.9
Totals	**117**	**373(144)**	**165**	**1,055**	**9.0**

KEN JOHNSON — 1,055

Year	G	FGM	FTM	Pts	Avg.
1997-98	30	79	45	203	6.8
1998-99	36	98	35	231	6.4
1999-00	30	94	47	235	7.8
2000-01	31	145	96	386	12.5
Totals	**127**	**416**	**223**	**1,055**	**8.3**

BILL ANDREAS — 1,023

Year	G	FGM	FTM	Pts	Avg.
1972-73	22	73	15	161	7.3
1973-74	22	156	33	345	15.7
1974-75	27	210	97	517	19.1
Totals	**71**	**439**	**145**	**1,023**	**14.4**

JASON SINGLETON — 1,022

Year	G	FGM(3s)	FTM	Pts	Avg.
1995-96	27	65(1)	18	149	5.5
1996-97	27	94	57	245	9.1
1997-98	29	137	35	309	10.7
1998-99	36	129	61	319	8.9
Totals	**119**	**425(1)**	**171**	**1,022**	**8.6**

LENZELLE SMITH JR. — 1,014

Year	G	FGM(3s)	FTM	Pts	Avg.
2010-11	20	9(1)	5	24	1.2
2011-12	39	88(31)	57	264	6.8
2012-13	37	123(49)	46	341	9.2
2013-14	35	129(50)	77	385	11.0
Totals	**131**	**349(131)**	**185**	**1,014**	**7.7**

CHRIS JENT — 1,007

Year	G	FGM(3s)	FTM	Pts	Avg.
1988-89	30	53(15)	27	148	4.9
1989-90	30	76(30)	23	205	6.8
1990-91	31	90(32)	38	250	8.1
1991-92	32	152(35)	65	404	12.6
Totals	**123**	**371(112)**	**153**	**1,007**	**8.2**

SAM THOMPSON — 1,001

Year	G	FGM(3s)	FTM	Pts	Avg.
2011-12	39	34(1)	12	81	2.1
2012-13	37	106(23)	52	287	7.8
2013-14	35	103(27)	42	275	7.9
2014-15	35	135(22)	66	358	10.2
Totals	**146**	**378(73)**	**172**	**1,001**	**6.9**


Jae'Sean Tate

SCORING RECORDS

INDIVIDUAL RECORDS

CAREER POINTS

1.	2,096	Dennis Hopson	1984-87	125g
2.	2,011	Herb Williams	1978-81	114g
3.	1,990	William Buford	2009-12	145g
	1,990	Jerry Lucas	1960-62	82g
5.	1,934	Kelvin Ransey	1977-80	112g
6.	1,879	Michael Redd	1998-00	96g
7.	1,785	Jim Jackson	1990-92	93g
8.	1,756	Jay Burson	1986-89	122g
9.	1,630	Deshaun Thomas	2011-13	113g
10.	1,622	Dave Sorenson	1968-70	77g

SEASON POINTS

1.	958	Dennis Hopson	1987	33g
2.	735	Gary Bradds	1964	24g
3.	733	Deshaun Thomas	2013	37g
4.	723	Robin Freeman	1956	22g
5.	718	Jim Jackson	1992	32g
6.	710	Jerry Lucas	1960	27g
7.	703	Michael Redd	1999	36g
8.	690	Dennis Hopson	1986	33g
9.	675	D'Angelo Russell	2015	35g
10.	672	Keita Bates-Diop	2018	34g
	672	Gary Bradds	1963	24g

CAREER SCORING AVERAGE

1.	28.0	Robin Freeman	1954-56
2.	24.3	Jerry Lucas	1960-62
3.	22.8	Allan Hornyak	1971-73
4.	21.8	Paul Ebert	1952-54
5.	21.1	Dave Sorenson	1968-70
6.	20.7	Gary Bradds	1962-64
7.	19.6	Michael Redd	1998-00
8.	19.5	Bill Hosket Jr.	1966-68
9.	19.2	Jim Jackson	1990-92
10.	18.5	Jim Cleamons	1969-71

SEASON SCORING AVERAGE

1.	32.9	Robin Freeman	1956
2.	30.6	Gary Bradds	1964
3.	29.0	Dennis Hopson	1987
4.	28.0	Gary Bradds	1963
5.	26.3	Jerry Lucas	1960
6.	24.8	Jerry Lucas	1961
7.	24.2	Dave Sorenson	1970
8.	24.0	Alan Hornyak	1973
9.	23.6	Dave Sorenson	1969
10.	23.4	Paul Ebert	1954

POINTS IN A GAME

1.	49	Gary Bradds vs. Illinois	2/10/64
2.	48	Gary Bradds at Michigan St.	1/27/64
	48	Jerry Lucas at Michigan St.	2/11/61
4.	47	Gary Bradds vs. Purdue	1/25/64
5.	46	R. Freeman at Michigan St.	1/28/56
6.	45	Gary Bradds vs. BYU	12/31/62
7.	44	R. Freeman at Oklahoma	12/18/55
8.	43	R. Freeman vs. Illinois	2/25/56
	43	R. Freeman at Loyola	12/10/55
	43	R. Freeman vs. Michigan St.	3/3/56

TEAM RECORDS

SEASON POINTS

1.	2,913	2011-12	39 games
2.	2,905	2006-07	39 games
3.	2,854	2010-11	37 games
4.	2,802	1986-87	33 games
5.	2,740	2009-10	37 games
6.	2,720	1988-89	34 games
7.	2,695	1998-99	36 games
8.	2,635	2014-15	35 games
9.	2,624	1990-91	31 games
10.	2,597	2012-13	37 games

GAME POINTS

1.	121	George Mason	1/8/95
2.	116	Delaware State	11/28/90
	116	Chicago State	11/30/91
4.	114	Howard	12/14/91
5.	112	@Butler	1/6/69
	112	Ohio University	12/21/72
	112	Youngstown State	12/1/90
	112	Chicago State	12/8/90

SEASON SCORING AVERAGE

1.	90.4	1959-60	2,532 pts	28 games
2.	88.1	1969-70	2,114 pts	24 games
3.	85.1	1960-61	2,383 pts	28 games
4.	84.9	1986-87	2,802 pts	33 games
5.	84.6	1990-91	2,624 pts	31 games

YEARLY SCORING LEADERS

Year	Name	Pts.	Avg.	Year	Name	Pts.	Avg.
1947	Jack Underman	204	10.2	1983	Tony Campbell	569	18.9
1948	Richard Schnittker	322	16.1	1984	Tony Campbell	540	18.6
1949	Richard Schnittker	336	17.7	1985	Troy Taylor	473	15.8
1950	Richard Schnittker	469	21.3	1986	Dennis Hopson	690	20.9
1951	James Remington	188	8.5	1987	Dennis Hopson	958	29.0
1952	Paul Ebert	443	20.1	1988	Jay Burson	625	18.9
1953	Paul Ebert	477	21.7	1989	Jay Burson	530	22.1
1954	Paul Ebert	516	23.5	1990	Jim Jackson	482	16.1
1955	John Miller	443	20.1	1991	Jim Jackson	585	18.9
1956	Robin Freeman	723	32.9	1992	Jim Jackson	718	22.4
1957	Frank Howard	442	20.1	1993	L. Funderburke	457	16.3
1958	Frank Howard	372	16.9	1994	L. Funderburke	441	15.2
1959	Larry Siegfried	432	19.6	1995	Doug Etzler	455	16.3
1960	Jerry Lucas	710	26.3	1996	Damon Stringer	305	11.3
1961	Jerry Lucas	671	24.9	1997	Damon Stringer	407	15.1
1962	Jerry Lucas	609	21.7	1998	Michael Redd	658	21.9
1963	Gary Bradds	672	28.0	1999	Michael Redd	703	19.5
1964	Gary Bradds	735	30.6	2000	Michael Redd	518	17.1
1965	Dick Ricketts	437	18.2	2001	Brian Brown	449	14.6
1966	Bill Hosket	445	18.5	2002	Brian Brown	520	16.3
1967	Bill Hosket	412	19.6	2003	Brent Darby	586	18.3
1968	Bill Hosket	584	20.1	2004	Tony Stockman	393	13.6
1969	Dave Sorenson	567	23.6	2005	Terence Dials	509	15.9
1970	Dave Sorenson	581	24.2	2006	Terence Dials	488	15.3
1971	Allan Hornyak	585	22.5	2007	Greg Oden	501	15.7
1972	Allan Hornyak	411	21.6	2008	Jamar Butler	554	15.0
1973	Allan Hornyak	576	24.0	2009	Evan Turner	572	17.3
1974	Bill Andreas	345	15.7	2010	Evan Turner	632	20.4
1975	Bill Andreas	517	19.1	2011	Jared Sullinger	635	17.2
1976	Craig Taylor	297	14.9	2012	Jared Sullinger	647	17.5
1977	Kelvin Ransey	327	13.1	2013	Deshaun Thomas	733	19.8
1978	Kelvin Ransey	474	17.6	2014	LaQuinton Ross	533	15.2
1979	Kelvin Ransey	664	21.4	2015	D'Angelo Russell	675	19.3
1980	Herb Williams	474	17.6	2016	Marc Loving	490	14.0
1981	Clark Kellogg	468	17.3	2017	Jae'Sean Tate	458	14.3
1982	Clark Kellogg	482	16.1	2018	Keita Bates-Diop	672	19.8

SCORING RECORDS

OHIO STATE'S 500 POINT CLUB

There have been 33 different Buckeyes to score more than 500 points in a season with Jerry Lucas, Michael Redd and William Buford leading the pack each with three 500-plus point seasons. Paul Ebert was the first to do so when he tallied 516 points during the 1953-54 season. Keita Bates-Diop is the most recent Buckeye to score more than 500 points in a season with 672 in 2017-18. A total of 14 Ohio State players have recorded multiple 500-plus scoring seasons. Deshaun Thomas is the latest (2012-13).

	Player	Points	Season	FGs (3s)	FT's
1.	Dennis Hopson*(2)	958	1986-87	338 (67)	264
2.	Gary Bradds(2)	735	1963-64	276	183
3.	Deshaun Thomas (2)	733	2012-13	260(72)	141
4.	Robin Freeman	723	1955-56	259	205
5.	Jim Jackson (2)	718	1991-92	264 (44)	146
6.	Jerry Lucas (3)	710	1959-60	283	144
7.	Michael Redd (3)	709	1998-99	261 (46)	135
8.	Dennis Hopson	690	1985-86	275	140
9.	D'Angelo Russell	675	2014-15	231 (95)	118
10.	Keita Bates-Diop	672	2017-18	247(66)	112
	Gary Bradds	672	1962-63	237	198
12.	Jerry Lucas	671	1960-61	256	159
13.	Kelvin Ransey	664	1978-79	282	100
14.	Michael Redd	658	1997-98	241 (46)	130
15.	Brad Sellers	653	1985-86	234	185
16.	Jared Sullinger (2)	647	2011-12	228(16)	175
17.	Jared Sullinger	635	2010-11	222(3)	188
18.	Evan Turner (2)	632	2009-10	237 (20)	138
19.	Jay Burson (2)	625	1987-88	227(24)	147
20.	Deshaun Thomas	619	2011-12	243(50)	83
21.	Herb Williams (2)	617	1978-79	253	111
22.	Scoonie Penn	609	1998-99	202 (88)	117
	Jerry Lucas	609	1961-62	237	135
24.	Brent Darby	586	2002-03	163 (55)	205
25.	Jim Jackson	585	1990-91	228 (17)	112
	Allan Hornyak (2)	585	1970-71	232	121
27.	Bill Hosket, Jr.	584	1967-68	228	128
28.	Dave Sorenson (2)	581	1969-70	223	135
29.	Allan Hornyak	576	1972-73	224	128
30.	Evan Turner	572	2008-09	193(11)	175
31.	Tony Campbell (2)	569	1982-83	227	115
33.	Dave Sorenson	567	1968-69	217	133
33.	William Buford (3)	566	2011-12	205(62)	94
34.	Jamar Butler	554	2007-08	184 (104)	82
35.	Tony Campbell	540	1983-84	201	138
36.	Kosta Koufos	534	2007-08	222 (22)	68
37.	LaQuinton Ross	533	2013-14	184(42)	123
38.	William Buford	532	2009-10	197 (49)	89
39.	Jay Burson	530	1988-89	183 (27)	137
40.	William Buford	520	2010-11	200(61)	59
	Brian Brown	520	2001-02	183 (34)	120
42.	Michael Redd	518	1999-00	197 (34)	90
	Jim Cleamons	518	1969-70	211	96
44.	Bill Andreas	517	1974-75	210	97
45.	Paul Ebert	516	1953-54	176	164
46.	Terence Dials	509	2004-05	198	113
	Herb Williams	509	1979-80	206	97
48.	Jerry Francis	507	1987-88	178 (17)	134
	Steve Howell	507	1967-68	217	73
50.	Greg Oden	501	2006-07	189	123

** Number in () after name indicates seasons with 500+ points*

OHIO STATE'S TOP 50 SCORING GAMES

1.	49	Gary Bradds	vs. Illinois (2/10/64)	1964
2.	48	Gary Bradds	at Michigan State (1/27/64)	1964
	48	Jerry Lucas	at Michigan State (2/11/61)	1961
4.	47	Gary Bradds	vs. Purdue (1/25/64)	1964
5.	46	R. Freeman	at Michigan State (2/4/56)	1956
6.	45	Gary Bradds	vs. Brigham Young (12/31/62)	1962
7.	44	R. Freeman	at Oklahoma (12/18/54)	1955
8.	43	R. Freeman	vs. Illinois (2/25/56)	1956
	43	R. Freeman	vs. Michigan State (3/3/56)	1956
	43	R. Freeman	at Loyola (12/10/55)	1955
11.	42	D. Hopson	vs. Cleveland State (12/7/85)	1985
	42	C. Kellogg	vs. Northwestern (1/15/81)	1981
	42	Gary Bradds	vs. Michigan (2/3/64)	1964
	42	R. Freeman	at Pittsburgh (12/1/54)	1954
15.	41	D. Hopson	at Dayton (12/16/86)	1986
	41	R. Freeman	vs. Indiana (2/4/56)	1956
17.	40	Jared Sullinger	vs. IUPUI (12/9/10)	2010
	40	Paul Ebert	vs. Michigan (2/23/52)	1952
	40	Gary Bradds	at Indiana (2/8/64)	1964
	40	Gary Bradds	vs. Wisconsin (2/15/64)	1964
	40	Gary Bradds	vs. Iowa (2/23/63)	1963
	40	R. Freeman	vs. Vanderbilt (12/5/55)	1955
	40	R. Freeman	vs. Oklahoma (12/12/55)	1955
24.	39	D. Hopson	at Michigan (1/8/87)	1987
	39	R. Freeman	at St. Louis (12/17/55)	1955
	39	R. Freeman	vs. Michigan State (1/3/55)	1955
27.	38	Jay Burson	vs. Oklahoma (11/25/88)	1988
	38	K. Ransey	vs. Rutgers (12/30/78)	1978
	38	Gary Bradds	at Purdue(2/2/63)	1963
	38	Jerry Lucas	vs. Southern California (12/30/61)	1961
	38	R. Freeman	vs. Butler (12/4/54)	1955
32.	37	Doug Etzler	vs. George Mason (12/9/95)	1995
	37	Jay Burson	vs. Florida (12/27/88)	1988
	37	T. Campbell	at Minnesota (2/12/83)	1983
	37	A. Hornyak	vs. Iowa (2/1/72)	1972
	37	A. Hornyak	at Michigan (2/27/71)	1971
	37	J. Cleamons	vs. Indiana (3/4/69)	1969
	37	R. Freeman	vs. Iowa (1/9/56)	1956
	37	R. Freeman	vs. St. Louis (12/11/64)	1955
40.	36	D. Hopson	at Iowa (1/24/87)	1987
	36	D. Hopson	vs. Florida International (3/4/87)	1987
	36	D. Hopson	vs. Florida (12/20/86)	1986
	36	D. Hopson	vs. Arkansas (12/28/86)	1986
	36	A. Hornyak	vs. Indiana (1/22/72)	1972
	36	Jerry Lucas	vs. Western Kentucky (3/11/60)	1960
	36	Jerry Lucas	at Brigham Young (12/22/59)	1959
47.	35	Keita Bates-Diop	vs. Illinois (2/4/18)	2018
	35	Brent Darby	vs. Duke (2/3/02)	2002
	35	D. Hopson	at Purdue (2/28/87)	1987
	35	A. Hornyak	at Wisconsin (2/3/73)	1973
	35	J. Cleamons	vs. Michigan (3/8/69)	1969
	35	Bill Hosket	vs. Purdue (1/6/68)	1968
	35	Gary Bradds	vs. Northwestern (1/28/63)	1963
	35	Jerry Lucas	vs. Illinois (1/7/61)	1961
	35	R. Freeman	at Michigan (1/8/55)	1955
	35	Paul Ebert	at Michigan (1/4/54)	1954
	35	Paul Ebert	at Miami, Fla. (12/21/53)	1953

FIELD GOAL RECORDS

INDIVIDUAL RECORDS

CAREER FIELD GOALS MADE

1.	834	Herb Williams	1978-81
2.	827	Kelvin Ransey	1977-80
3.	796	Dennis Hopson	1984-87
4.	776	Jerry Lucas	1960-62
5.	744	William Buford	2008-12
6.	699	Michael Redd	1998-00
7.	686	Jim Jackson	1990-92
8.	649	Jay Burson	1986-89
9.	645	Perry Carter	1988-91
10.	636	Dave Sorenson	1968-70

SEASON FIELD GOALS MADE

1.	338	Dennis Hopson	1987
2.	283	Jerry Lucas	1960
3.	282	Kelvin Ransey	1979
4.	276	Gary Bradds	1964
5.	275	Dennis Hopson	1986
6.	264	Jim Jackson	1992
7.	261	Michael Redd	1999
8.	260	Deshaun Thomas	2013
9.	259	Robin Freeman	1956
10.	256	Jerry Lucas	1961

FIELD GOALS MADE IN A GAME

1.	20	Gary Bradds, vs. Purdue	1/25/64
2.	19	Jerry Lucas, at Michigan St.	2/11/61
	19	R. Freeman, at Loyola	12/10/55
4.	18	C. Kellogg, vs. N'western	1/15/81
	18	R. Freeman, at Oklahoma	12/18/54

CAREER FIELD GOALS ATTEMPTED

1.	1,689	William Buford	2009-12
2.	1,688	Kelvin Ransey	1977-80
3.	1,673	Herb Williams	1978-81
4.	1,562	Michael Redd	1988-00
5.	1,534	Dennis Hopson	1984-87
6.	1,364	Robin Freeman	1954-56
7.	1,343	Allan Hornyak	1971-73
8.	1,335	Jim Jackson	1990-92
9.	1,313	Paul Ebert	1952-54
10.	1,288	Larry Bolden	1974-77

SEASON FIELD GOALS ATTEMPTED

1.	653	Dennis Hopson	1987
2.	584	Deshaun Thomas	2013
3.	562	Robin Freeman	1956
4.	560	Michael Redd	1999
5.	550	Michael Redd	2000
6.	535	Jim Jackson	1992
7.	527	Gary Bradds	1964
8.	516	Kelvin Ransey	1979
9.	515	Keita Bates-Diop	2018
	515	D'Angelo Russell	2015

CAREER FIELD GOAL PERCENTAGE

(MIN. 400 MADE)

1.	.624	Jerry Lucas, 1960-62	776-1,243
2.	.567	Bill Andreas, 1973-75	439-774
3.	.563	Dave Sorenson, 1968-70	636-1,130
4.	.558	Terence Dials, 2002/04-06	604-1,082
5.	.556	Perry Carter, 1988-91	645-1,160
6.	.552	Jae'Sean Tate, 2015-present)	614-1,113
7.	.542	Jim Cleamons, 1969-71	505-931
8.	.540	Ken Johnson, 1998-01	416-771
	.540	Jason Singleton, 1996-99	425-787
10.	.541	Lawrence Funderburke, 1992-94	489-904

SEASON FIELD GOAL PERCENTAGE

(MIN. 125 MADE)

1.	.637	Jerry Lucas, 1960	283-444
2.	.635	Jason Singleton, 1999	129-203
3.	.623	Jerry Lucas, 1961	256-411
4.	.616	Greg Oden, 2007	189-307
5.	.611	Jerry Lucas, 1962	237-388
6.	.605	Bill Andreas, 1975	210-347
7.	.598	Jim Cleamons, 1970	211-353
8.	.5962	Othello Hunter, 2008	158-265
9.	.5957	Dave Sorenson, 1968	196-329
10.	**.589**	**Jae'Sean Tate, 2015**	**126-214**

GAME FIELD GOAL PERCENTAGE

(MIN. 8 FGS MADE)

1.	1.00	Jae'Sean Tate, vs. Northeastern (11/19/17, 10-10)
	1.00	Brian Brown, vs. Florida State (11/23/00, 9-9)
	1.00	John Havlicek, at Michigan (2/4/61, 9-9)
	1.00	Greg Oden, vs. Cleveland St. (12/29/06, 8-8)
	1.00	J.J. Sullinger, vs. Penn St. (1/5/06, 8-8)
	1.00	Jerry Lucas, vs. Wisconsin (2/27/60, 8-8)
6.	.933	Jerry Lucas, vs. Minnesota (2/10/62, 14-15)
7.	.923	Greg Oden, vs. Iowa (1/20/07, 12-13)
	.923	Carter Scott, at Minn. (1/22/81, 12-13)
9.	.916	Herb Williams, vs. MSU (2/7/81, 11-12)
	.916	Craig Taylor, at MSU (1/6/75, 11-12)

YEARLY FIELD GOAL PERCENTAGE LEADERS

(MIN 100 MADE)

Year	Name	Pct.	FG-A
1948	Richard Schnittker	.413	116-281
1949	Richard Schnittker	.400	125-275
1950	Robert Donham	.439	130-296
1951	Raymond Gillaugh	.426	49-115*
1952	Paul Ebert	.363	168-466
1953	Paul Ebert	.375	166-443
1954	Paul Ebert	.436	176-404
1955	John Miller	.508	148-291
1956	Robin Freeman	.461	259-562
1957	Frank Howard	.455	170-374
1958	Frank Howard	.401	153-382
1959	Larry Houston	.429	136-317
1960	Jerry Lucas	.637	283-444
1961	Jerry Lucas	.623	256-411
1962	Jerry Lucas	.611	237-388
1963	Gary Bradds	.523	237-453
1964	Gary Bradds	.523	276-527
1965	Dick Ricketts	.497	187-376
1966	Bill Hosket	.486	179-368
1967	Bill Hosket	.546	154-282
1968	Dave Sorenson	.596	196-329
1969	Dave Sorenson	.545	217-398
1970	Jim Cleamons	.598	211-353
1971	Luke Witte	.563	202-359
1972	Luke Witte	.512	153-299
1973	Bill Andreas	.484	137-283
1974	Bill Andreas	.543	156-287
1975	Bill Andreas	.605	210-347
1976	Craig Taylor	.484	125-258
1977	Terry Burris	.490	123-251
1978	Kelvin Ransey	.493	207-420
1979	Kelvin Ransey	.547	282-516
1980	Carter Scott	.539	116-215
1981	Herb Williams	.486	179-368
1982	Clark Kellogg	.527	213-404
1983	Granville Waiters	.533	131-246
1984	Tony Campbell	.513	201-392
1985	Brad Sellers	.525	186-354
1986	Dennis Hopson	.545	275-505
1987	Dennis Hopson	.518	338-653
1988	Perry Carter	.540	129-239
1989	Perry Carter	.562	190-338
1990	Perry Carter	.541	172-318
1991	Perry Carter	.581	154-265
1992	L. Funderburke	.548	115-210
1993	L. Funderburke	.533	186-349
1994	L. Funderburke	.545	188-345
1995	Antonio Watson	.544	166-305
1996	Jermaine Tate	.569	115-202
1997	Shaun Stonerook	.512	103-201
1998	Jason Singleton	.537	137-255
1999	Jason Singleton	.635	129-203
2000	George Reese	.524	166-296
2001	Ken Johnson	.578	145-251
2002	Zach Williams	.560	122-218
2003	Zach Williams	.440	107-243
2004	Velimir Radinovic	.653	109-167
2005	Terence Dials	.574	198-345
2006	Terence Dials	.559	194-347
2007	Greg Oden	.616	189-307
2008	Othello Hunter	.596	158-265
2009	B.J. Mullens	.638	120-188
2010	Evan Turner	.519	237-457
2011	Jared Sullinger	.541	222-410
2012	Deshaun Thomas	.520	243-467
2013	Sam Thompson	.498	106-213
2014	Amir Williams	.598	101-169
2015	Jae'Sean Tate	.589	126-214
2016	Jae'Sean Tate	.521	135-259
2017	Trevor Thompson	.571	125-219
2018	Kaleb Wesson	.562	118-210

* No player recorded 100 made FGs.

TEAM RECORDS

SEASON FIELD GOALS MADE

1.	1,057	2011-12	39 games
2.	1,044	1959-60	28 games
3.	1,029	2006-07	39 games
4.	1,017	2010-11	37 games
5.	1,002	1988-89	31 games
6.	998	1986-87	33 games
7.	987	1990-91	31 games
8.	986	1998-99	36 games

GAME FIELD GOALS MADE

1.	50 (86)	Delaware	1/11/60	.581
2.	49 (85)	Michigan State	1/30/60	.576
3.	48 (82)	at Butler	1/6/69	.585
	48 (81)	Stetson	11/30/77	.592
5.	46 (68)	VMI	11/23/11	.676
	46 (92)	Michigan	2/28/59	.500
	46 (90)	Illinois	2/24/62	.511
	46 (79)	Purdue	1/6/68	.582
	46 (77)	Chicago State	11/30/91	.597

SEASON FIELD GOALS ATTEMPTED

1.	2,219	2011-12	39 Games
2.	2,178	2006-07	39 games
3.	2,108	1998-99	36 games
4.	2,101	1959-60	28 games
5.	2,066	1988-89	34 games
6.	2,059	2010-11	37 games
7.	2,056	2012-13	37 games
8.	2,052	2007-08	37 games
9.	2,032	1986-87	33 games
10.	1,998	2009-10	37 games

GAME FIELD GOALS ATTEMPTED

1.	103	@Miami, Fla.	12/21/53
2.	100	@Michigan	1/10/59
3.	99	Michigan	3/9/53
4.	97	Duke	12/30/64
5.	96	@Indiana	1/12/48
	96	@Michigan	2/19/51
	96	@Wisconsin	2/8/60
	96	@Detroit	12/22/62

SEASON FIELD GOAL PERCENTAGE

1.	.544	1969-70	831-1,527
2.	.514	1990-91	987-1,919
3.	.504	1984-85	930-1,845
4.	.498	1960-61	939-1,886
5.	.497	1959-60	1,044-2,101

GAME FIELD GOAL PERCENTAGE

1.	.723	@Minnesota	1/22/81	34-47
2.	.714	Presbyterian	12/15/07	35-49
	.714	Iowa	1/26/84	25-35
4.	.698	@Michigan	2/12/81	44-63
	.698	vs. Toledo	12/3/97	30-43
6.	.692	vs. North Florida	11/29/13	36-52
7.	.685	@Michigan St.	2/10/70	37-54

FREE THROW SHOOTING RECORDS

INDIVIDUAL RECORDS

CAREER FREE THROWS MADE

1.	438	Jerry Lucas	1960-62
2.	437	Dennis Hopson	1984-87
3.	416	Paul Ebert	1952-54
4.	411	Robin Freeman	1954-56
5.	404	Gary Bradds	1962-64
6.	395	Brent Darby	2000-03
	395	Ronnie Stokes	1982-85
8.	392	Jay Burson	1986-89
9.	385	Evan Turner	2008-10
10.	383	Troy Taylor	1982-85

SEASON FREE THROWS MADE

1.	215	Dennis Hopson	1987
2.	205	Brent Darby	2003
	205	Robin Freeman	1956
4.	198	Gary Bradds	1963
5.	188	Jared Sullinger	2011
6.	185	Brad Sellers	1986
7.	183	Gary Bradds	1964
8.	175	Jared Sullinger	2012
	175	Evan Turner	2009
10.	164	Paul Ebert	1954

GAME FREE THROWS MADE

1.	18	Gary Bradds, at Michigan St.	1/27/64
2.	17	Dennis Hopson, at Wisconsin	2/12/87
3.	16	Jared Sullinger at Northwestern	3/11/11
	16	Jared Sullinger vs. IUPUI	12/9/10
	16	Brent Darby vs. Illinois	1/29/02
	16	Gary Bradds, vs. Wisconsin	2/15/64
	16	Larry Siegfried, vs. Purdue	3/7/59
	16	Robin Freeman, at Oklahoma	12/12/55
	16	John Miller, vs. Oregon St.	12/26/53
10.	15	Gary Bradds, vs. Illinois	2/10/64
	15	Robin Freeman, vs. Indiana	2/4/56

CAREER FREE THROWS ATTEMPTED

1.	672	Paul Ebert	1952-54
2.	564	Jerry Lucas	1960-62
3.	552	Terence Dials	2002/04-06
4.	551	Dennis Hopson	1984-87
5.	547	Michael Redd	1998-00
6.	533	Perry Carter	1988-91
7.	522	Ronnie Stokes	1982-85
8.	519	Gary Bradds	1962-64
9.	513	Herb Williams	1978-81
10.	512	Robin Freeman	1954-56

SEASON FREE THROWS ATTEMPTED

1.	267	Jared Sullinger	2011
2.	264	Dennis Hopson	1987
3.	253	Brent Darby	2003
	253	Robin Freeman	1956
5.	248	Gary Bradds	1963
6.	231	Gary Bradds	1964
7.	228	Jared Sullinger	2012
8.	226	Brad Sellers	1986
9.	222	Evan Turner	2009
10.	220	Michael Redd	1999

CAREER FREE THROW PERCENTAGE

(MIN. 80 MADE)

1.	.890	Alex Davis, 1990-93	97-109
2.	.868	Jamar Butler, 2005-08	231-266
3.	.862	Jody Finney, 1968-70	250-290
4.	.826	Jon Diebler, 2008-11	152-184
5.	.825	Dick Ricketts, 1963-65	174-211
6.	.819	Larry Siegfried, 1959-61	340-415
7.	.819	Mike Cline, 1976-79	122-149
8.	.813	Dave Jones, 1982-85	87-107
9.	.812	Derek Anderson, 1993-94	164-202
10.	.811	William Buford, 2009-12	287-354

SEASON FREE THROW PERCENTAGE

(MIN. 100 ATT.)

1.	.900	Jody Finney, 1969	99-110
2.	.888	Jody Finney, 1970	119-134
3.	.867	Jay Burson, 1989	137-158
4.	.860	Larry Siegfried, 1961	123-143
5.	.835	Kelvin Ransey, 1980	91-109
6.	.834	Deshaun Thomas, 2013	141-169
7.	.833	Dave Sorenson, 1970	135-162
8.	.832	William Buford, 2012	94-113
9.	.829	Larry Siegfried, 1959	136-164
10.	.821	Alan Hornyak, 1972	115-140

GAME FREE THROW PERCENTAGE

1.	1.000	Gary Bradds vs. Northwestern, 1/28/63	(13-13)
	1.000	Jerry Lucas vs. Memphis St., 12/4/59	(14-14)
	1.000	Larry Huston at Illinois 1/3/59	(14-14)
	1.000	Larry Siegfried vs. Purdue, 3/7/59	(16-16)
	1.000	R. Freeman at Michigan St. 1/28/56	(14-14)
	1.000	Paul Ebert at Michigan 1/4/54	(13-13)
	1.000	R. Schnittker at Indiana 2/6/50	(13-13)

TEAM RECORDS

SEASON FREE THROWS MADE

1.	687	1986-87	33 games
2.	629	1987-88	33 games
3.	602	1985-86	33 games
4	600	2011-12	39 games
5.	596	1988-89	34 games
6.	560	2006-07	39 games
7.	551	1990-91	31 games
	551	1955-56	22 games

GAME FREE THROWS MADE

1.	38	Ohio	11/12/13
	38	Washington State	12/21/68
3.	37	Akron	12/5/85
4.	36	Northern Illinois	12/8/69
	36	Pittsburgh	12/20/52
	36	Indiana	2/4/56
	36	Pittsburgh	12/3/57
	36	Arizona State	12/18/82
	36	Missouri-St. Louis	11/28/87

SEASON FREE THROWS ATTEMPTED

1.	904	1986-87	33 games
2.	854	1987-88	33 games
3	846	2011-12	39 games
4.	826	1998-99	36 games
5.	804	1985-86	33 games
6.	797	2006-07	39 games
7.	795	2001-02	32 games

GAME FREE THROWS ATTEMPTED

1.	56	at Wisconsin	2/20/56
2.	54	Pittsburgh	12/20/52
3.	50	Pittsburgh	12/3/57
4.	51	Ohio	11/12/13
5.	49	Northwestern	12/29/52
6.	47	Missouri-St. Louis	11/28/87

SEASON FREE THROW PCT.

1.	.808	1969-70	452-559
2.	.765	1983-84	276-622
3.	.762	1988-89	596-782
4.	.760	1986-87	687-904
5.	.759	1982-83	506-667

GAME FREE THROW PERCENTAGE

1.	1.000	Penn State	1/25/18	16-16
	1.000	Michigan	1/15/03	16-16
	1.000	@Indiana	2/3/79	14-14
	1.000	Purdue	1/8/77	11-11
	1.000	Indiana	1/3/76	10-10
	1.000	@Illinois	2/17/73	10-10

YEARLY FREE THROW PERCENTAGE LEADERS

(Minimum 50 made)

Year	Name	Pct.	FT-A
1947	Paul Huston	.655	40-61*
1948	Richard Schnittker	.750	90-120
1949	Robert Raidiger	.750	54-72
1950	Robert Burkholder	.760	54-71
1951	James Remington	.738	62-84
1952	Paul Ebert	.560	107-191
1953	Merrill Hatfield	.714	60-84
1954	Robin Freeman	.779	95-122
1955	Robin Freeman	.810	111-137
1956	Robin Freeman	.810	203-253
1957	Jim Laughlin	.774	55-71
1958	Jim Laughlin	.803	98-122
1959	Larry Siegfried	.829	136-164
1960	Jerry Lucas	.770	144-187
1961	Larry Siegfried	.860	123-143
1962	Jerry Lucas	.799	135-169
1963	Dick Ricketts	.911	51-56
1964	Gary Bradds	.792	183-231
1965	Dick Ricketts	.797	63-79
1966	Ron Sepic	.772	61-79
1967	Ron Sepic	.826	81-98
1968	Steve Howell	.745	73-98
1969	Jody Finney	.900	99-110
1970	Jody Finney	.888	119-134
1971	Bob Siekmann	.844	59-64
1972	Allan Hornyak	.821	115-140
1973	Wardell Jackson	.833	75-90
1974	Larry Bolden	.633	45-71*
1975	Craig Taylor	.770	67-86
1976	Jud Wood	.895	51-57
1977	Terry Burris	.785	51-65
1978	Ken Page	.816	71-87
1979	Carter Scott	.791	68-86
1980	Kelvin Ransey	.825	85-103
1981	Clark Kellogg	.786	88-112
1982	Tony Campbell	.798	95-119
1983	Tony Campbell	.799	115-144
1984	Tony Campbell	.807	138-171
1985	Brad Sellers	.776	97-125
1986	Brad Sellers	.819	185-226
1987	Dennis Hopson	.814	215-264
1988	Jay Burson	.821	147-179
1989	Jay Burson	.876	137-158
1990	Jim Jackson	.750	73-93
1991	Treg Lee	.889	72-81
1992	Jim Jackson	.811	146-180
1993	Derek Anderson	.809	72-89
1994	Derek Anderson	.814	92-113
1995	Doug Etzler	.895	51-57
1996	Rick Yudt	.850	51-60
1997	Damon Stringer	.840	68-81
1998	Carlos Davis	.648	59-91
1999	Scoonie Penn	.741	117-158
2000	Brian Brown	.819	59-72
2001	Brent Darby	.766	59-77
2002	Brent Darby	.785	117-149
2003	Sean Connolly	.839	47-56
2004	Terence Dials	.717	91-127
2005	J.J. Sullinger	.635	54-85
2006	Jamar Butler	.804	74-92
2007	Ron Lewis	.778	126-162
2008	Jamar Butler	.943	82-87
2009	Evan Turner	.788	175-222
2010	Jon Diebler	.873	69-79
2011	William Buford	.843	59-70
2012	William Buford	.832	94-113
2013	Deshaun Thomas	.834	141-169
2014	Marc Loving	.765	52-68
2015	Marc Loving	.768	63-82
2016	Keita Bates-Diop	.787	70-89
2017	Marc Loving	.742	89-120
2018	Keita Bates-Diop	.794	112-141

*Most makes on team

3-POINT SHOOTING RECORDS

INDIVIDUAL RECORDS

CAREER 3-POINT FIELD GOALS MADE

1.	374	Jon Diebler	2008-11
2.	242	Jamar Butler	2005-08
3.	215	William Buford	2009-12
4.	176	Marc Loving	2014-17
5.	172	Kam Williams	2015-18
6.	153	Brent Darby	2000-03
	153	Scoonie Penn	1999-00
8.	147	Sean Connolly	2001-03
	147	Neshaun Coleman	1996-99
10	144	Jamie Skelton	1991-94

SEASON 3-POINT FIELD GOALS MADE

1.	116	Jon Diebler	2010
2.	114	Jon Diebler	2011
3.	104	Jamar Butler	2008
4.	96	Jon Diebler	2009
5.	95	D'Angelo Russell	2015
6.	88	Scoonie Penn	1999
7.	78	Doug Etzler	1995
8.	77	Je'Kel Foster	2006
9.	76	Jamar Butler	2007
10.	73	Tony Stockman	2004

GAME 3-POINT FIELD GOALS MADE

1.	10	Jon Diebler at Penn State	3/1/11
2.	9	Jon Diebler vs. Florida Gulf Coast	12/15/10
	9	Jay Burson vs. Florida	12/27/88
4.	8	Jon Diebler at Northwestern	2/18/09
	8	Doug Etzler vs. G. Mason	1/8/95
6.	7	David Lighty vs. George Mason	3/20/11
	7	Jon Diebler vs. Wisconsin	3/6/11
	7	David Lighty vs. UNC Asheville	12/21/10
	7	Jon Diebler vs. UC Santa Barbara	3/19/10
	7	Jon Diebler vs. Iowa	12/31/08
	7	Jon Diebler vs. Illinois	3/2/10
	7	Je'Kel Foster vs. Minnesota	2/4/06

CAREER 3-POINT FIELD GOALS ATTEMPTED

1.	900	Jon Diebler	2008-11
2.	650	Jamar Butler	2005-08
3.	558	William Buford	2009-12
4.	477	Marc Loving	2014-17
5.	437	Scoonie Penn	1999-00
6.	436	Neshaun Coleman	1996-99
7.	427	Kam Williams	2015-18
8.	423	Brent Darby	2000-03
9.	422	Jamie Skelton	1991-94
10.	418	Deshaun Thomas	2011-13

SEASON 3-POINT FIELD GOALS ATTEMPTED

1.	276	Jon Diebler	2010
2.	271	Jamar Butler	2008
3.	231	D'Angelo Russell	2015
	231	Jon Diebler	2009
5.	229	Scoonie Penn	1999
6.	227	Jon Diebler	2011
7.	209	Deshaun Thomas	2013
8.	208	Scoonie Penn	2000
9.	202	Jamar Butler	2007
	202	Tony Stockman	2005
	202	Tony Stockman	2004

GAME 3-POINT FIELD GOALS ATTEMPTED

1.	14	Jon Diebler vs. Florida Gulf Coast	12/15/10
	14	Jon Diebler vs. Illinois	3/2/10
	14	Jon Diebler vs. North Carolina	11/28/07
	14	Scoonie Penn vs. Penn State	3/10/00
5.	13	Keita Bates-Diop vs. South Dakota State	3/15/18
	13	Tony Stockman vs. Penn State	3/3/04
	13	Tony Stockman at Michigan	2/29/04
	13	Jamie Skelton vs. Penn State	1/6/93
	13	Jay Burson vs. Florida	12/27/88
10.	12	Jon Diebler at Penn State	3/1/11
	12	Jon Diebler vs. UC Santa Barbara	3/19/10
	12	Jon Diebler vs. Florida State	12/2/09
	12	Jon Diebler vs. Miami (Fla.)	12/2/08
	12	Scoonie Penn at Iowa	2/13/99
	12	Doug Etzler at Iowa	2/18/95
	12	Jamie Skelton vs. Iowa	1/9/93

CAREER 3-POINT FIELD GOAL PERCENTAGE

1.	.446	Doug Etzler, 1992-95	107-240
2.	.416	Jon Diebler, 2008-11	374-900
3.	.412	Je'Kel Foster, 2005-06	139-337
4.	.403	Kam Williams, 2015-18	172-427
5.	.399	Sean Connolly, 2001-03	147-368
6.	.398	Ivan Harris, 2004-07	129-324
7.	.388	Jamaal Brown, 1989-92	109-281
8.	.385	William Buford, 2009-12	215-558
9.	.382	Chris Jent, 1989-92	112-293
10.	.378	Brian Brown, 1999-02	107-283

SEASON 3-POINT FIELD GOAL PERCENTAGE (MIN. 50 MADE)

1.	.502	Jon Diebler, 2011	114-227
2.	.442	William Buford, 2011	61-138
3.	.438	Doug Etzler, 1995	78-178
4.	.437	Kam Williams, 2016	52-119
5.	.430	Damon Stringer, 1997	55-128
6.	.429	David Lighty, 2011	51-119
7.	.428	Je'Kel Foster, 2005	62-145
8.	.420	Jon Diebler, 2010	116-276
9.	.419	Dennis Hopson, 1987	67-160
10.	.416	Jon Diebler, 2009	96-231

GAME 3-POINT FIELD GOAL PERCENTAGE (MIN. 5 MADE)

1.	1.00	David Lighty vs. George Mason, 3/20/11	(7-7)
	1.00	D'Angelo Russell vs. Wright State, 12/27/14	(6-6)
	1.00	Jon Diebler at Indiana, 12/31/10	(5-5)
	1.00	Brian Brown vs. Fla. St., 11/23/00	(5-5)
	1.00	Rick Yudt vs. Morgan St., 12/22/94	(5-5)
6.	.875	Jon Diebler vs. Wisconsin, 3/6/11	(7-8)
	.875	Je'Kel Foster vs. Minnesota, 2/4/06	(7-8)
8.	.856	Je'Kel Foster at LSU, 1/15/05	(6-7)
9.	.833	D'Angelo Russell at Minnesota, 1/6/15	(5-6)
	.833	Jon Diebler at Penn State, 3/1/11	(10-12)
	.833	Jamar Butler vs. Purdue, 3/4/08	(5-6)
	.833	Jon Diebler at Cleveland State, 12/18/07	(5-6)
	.833	Je'Kel Foster at Michigan, 2/9/06	(5-6)
	.833	Damon Stringer vs. N'western, 1/17/96	(5-6)
	.833	Jamaal Brown at USC, 12/21/91	(5-6)

TEAM RECORDS

SEASON 3-POINT FIELD GOALS MADE

1.	287	2006-07	39 games
2.	285	2010-11	37 games
3.	276	2009-10	37 games
4.	262	2005-06	32 games
5.	259	2004-05	32 games
6.	252	2007-08	37 games
7.	239	2017-18	34 games
8	236	2014-15	35 games
9.	227	2012-13	37 games
10.	219	2015-16	35 games

GAME 3-POINT FIELD GOALS MADE

1.	18 (34)	at LSU (L, 113-101, 2ot)	1/15/05
2.	17 (29)	Maryland (W, 91-69)	1/11/18
	17 (35)	Chattanooga (W, 84-67)	11/27/04
4.	16 (26)	vs. George Mason (W, 98-66)	3/20/11
	16 (29)	vs. Eastern Michigan (W, 111-60)	12/5/09
6.	15 (24)	at Michigan (W, 94-85)	2/9/06
	15 (25)	at Clemson (L, 80-73)	12/1/04
8.	14 (20)	North Florida (W, 99-64)	11/29/13
	14 (15)	vs. Wisconsin (W, 93-65)	3/6/11
	14 (33)	vs. Alcorn State (W, 100-60)	11/09/09
	14 (32)	Norfolk State (W, 92-59)	12/12/05

SEASON 3-POINT FIELD GOALS ATTEMPTED

1.	794	2006-07	39 games
2.	748	2007-08	37 games
3.	718	2005-06	32 games
4.	716	2004-05	32 games
5.	708	2009-10	37 games
6.	678	2017-18	35 games
7.	674	2010-11	37 games
8.	655	2015-16	35 games
9.	638	2012-13	37 games
10.	637	2014-15	35 games

GAME 3-POINT FIELD GOALS ATTEMPTED

1.	40	vs. South Dakota State	3/15/18
2.	36	Florida A&M	1/30/06
3.	35	The Citadel	12/19/17
	35	Chattanooga	11/27/04
5.	34	Virginia Military Institute (VMI)	11/10/06
	34	at LSU	1/15/05
7.	33	Alcorn State	11/9/09
	33	North Carolina	11/28/07
9.	32	at Michigan	1/3/10
	32	Norfolk State	12/12/05

SEASON 3-POINT FIELD GOAL PERCENTAGE

1.	.423	2010-11	285-674
2.	.418	1986-87	119-285
3.	.396	1994-95	160-404
4.	.394	1991-92	151-383
5.	.390	2009-10	276-708
6.	.388	1988-89	118-304

GAME 3-POINT FIELD GOAL PERCENTAGE

1.	.933	vs. Wisconsin	3/6/11	(14-15)*
2.	.727	vs. Northwestern	1/17/96	(8-11)
3.	.700	@Indiana	3/8/90	(7-10)
4.	.684	@Indiana	12/31/10	(13-19)
5.	.667	vs. Presbyterian	12/15/07	(10-15)
	.667	vs. Florida State @ Anchorage	11/23/00	(10-15)
7.	.636	vs. Morgan State	12/27/94	(7-10)
	.636	vs. Oregon State @ Portland	12/28/92	(7-10)
	.636	vs. USC	12/5/92	(7-11)
	.636	@Miami (OH)	12/28/90	(7-11)
	.636	vs. Bethune-Cookman	11/25/90	(7-11)
	.636	vs. Arkansas @ Honolulu	12/28/86	(7-11)

*NCAA Record-14-consecutive made 3s

YEARLY 3-POINT FIELD GOAL PCT. LEADERS (min 50 atts.)

Year	Name	Pct.	3FG-A
1987	Curtis Wilson	.462	30-65
1988	Jay Burson	.462	24-52
1989	Jay Burson	.365	27-74
1990	Alex Davis	.358	38-106
1991	Chris Jent	.405	32-79
1992	Jamaal Brown	.423	41-97
1993	Greg Simpson	.378	28-74
1994	Greg Simpson	.418	38-91
1995	Doug Etzler	.438	78-178
1996	Rick Yudt	.375	33-88
1997	Damon Stringer	.430	55-128
1998	Neshaun Coleman	.344	43-125
1999	Scoonie Penn	.384	88-229
2000	Brian Brown	.327	17-52
2001	Sean Connolly	.417	45-108
2002	Brian Brown	.386	34-88
2003	Sean Connolly	.407	66-162
2004	Tony Stockman	.361	73-202
2005	J.J. Sullinger	.446	25-56
2006	Jamar Butler	.414	42-124
2007	Daequan Cook	.415	54-130
2008	Jamar Butler	.384	104-271
2009	Jon Diebler	.416	96-231
2010	Jon Diebler	.420	116-276
2011	Jon Diebler	.502	114-227
2012	Lenzelle Smith Jr.	.378	31-82
2013	Sam Thompson	.404	23-57
2014	Sam Thompson	.355	27-76
2015	Marc Loving	.461	47-102
2016	Kam Williams	.437	52-119
2017	JaQuan Lyle	.407	33-81
2018	Kam Williams	.447	42-94

REBOUND RECORDS

INDIVIDUAL RECORDS

CAREER REBOUND LEADERS

1.	1,411	Jerry Lucas	1960-62
2.	1,111	Herb Williams	1978-81
3.	989	Perry Carter	1988-91
4.	910	Bill Hosket Jr.	1966-68
5.	876	Terence Dials	2002/04-06
6.	872	Clark Kellogg	1980-82
7.	819	Luke Witte	1971-73
8.	771	Jae'Sean Tate	2015-18
9.	761	Dave Sorenson	1968-70
10.	739	Ken Johnson	1998-01

SEASON REBOUND LEADERS

1.	499	Jerry Lucas	1962
2.	470	Jerry Lucas	1961
3.	442	Jerry Lucas	1960
4.	416	Brad Sellers	1986
5.	377	Jared Sullinger	2011
6.	340	Jared Sullinger	2012
7.	336	Frank Howard	1957
8.	332	Bill Hosket Jr.	1968
9.	331	Luke Witte	1971
10.	325	Herb Williams	1979

GAME REBOUND LEADERS

1.	32	F. Howard vs. BYU	12/29/56
2.	30	Jerry Lucas vs. Indiana	3/10/62
	30	Jerry Lucas vs. Kentucky	3/18/61
	30	Jerry Lucas vs. UCLA	12/28/61
5.	28	Jerry Lucas vs. W. Forest	12/1/59
6.	25	Jerry Lucas vs. W. Ky.	11/11/60
	25	F. Howard vs. Manhattan	12/28/56
8.	24	Dick Furry vs. Wisconsin	2/7/59
	24	F. Howard vs. Illinois	2/25/56
10.	23	Bill Hosket vs. Har.-Simm.	1/29/66
	23	Jerry Lucas vs. Wisconsin	2/25/61
	23	Jerry Lucas vs. Illinois	1/4/60
	23	Dick Furry at Kentucky	12/19/58
	23	F. Howard vs. Purdue	1/27/58

CAREER REBOUNDING AVERAGE

1.	17.2	Jerry Lucas	1960-62
2.	12.3	Bill Hosket Jr.	1966-68
3.	11.2	Luke Witte	1971-73
4.	10.8	Brad Sellers	1985-86
5.	10.1	Clark Kellogg	1980-82
6.	9.9	Dave Sorenson	1968-70
7	9.74	Herb Williams	1978-81
8.	9.68	Jared Sullinger	2011-12
9.	9.6	Greg Oden	2007
10.	9.6	Frank Howard	1956-58

SEASON REBOUNDING AVERAGE

1.	17.8	Jerry Lucas	1962
2.	17.4	Jerry Lucas	1961
3.	16.4	Jerry Lucas	1960
4.	15.3	Frank Howard	1957
5.	13.6	Frank Howard	1958
6.	13.4	Gary Bradds	1964
7.	13.1	Bill Hosket Jr.	1966
8.	13.0	Gary Bradds	1963
9.	12.7	Luke Witte	1971
10.	12.6	Brad Sellers	1986

TEAM RECORDS

SEASON REBOUNDS

1.	1,440	2011-12	39 games
2.	1,418	1960-61	28 games
3.	1,415	1959-60	28 games
4.	1,391	1961-62	28 games
5.	1,390	2006-07	39 games
6.	1,380	1967-68	29 games
7.	1,332	2015-16	35 games
8.	1,306	2012-13	37 games
9.	1,303	2007-08	37 games
	1,303	1998-99	36 games

GAME REBOUNDS

1.	75	vs. Seton Hall	12/27/60
2.	74	vs. Bradley	12/29/67
3.	72	@Detroit	12/22/62
	72	Wisconsin	1/30/65
5.	69	@Loyola, Ill.	12/19/60

OHIO STATE'S 20 REBOUND CLUB

1.	32	Frank Howard vs. BYU	12/29/56
2.	30	Jerry Lucas vs. Indiana	3/10/62
	30	Jerry Lucas vs. UCLA	12/28/61
	30	Jerry Lucas vs. Kentucky	3/18/61
5.	28	Jerry Lucas vs. Wake Forest	12/1/59
6.	25	Jerry Lucas vs. Western Ky.	11/11/60
	25	Frank Howard vs. Manhattan	12/28/56
8.	24	Dick Furry vs. Wisconsin	2/7/59
	24	Frank Howard vs. Illinois	2/25/56
10.	23	Bill Hosket vs. Hardin-Simmons	1/29/66
	23	Jerry Lucas vs. Wisconsin	2/25/61
	23	Jerry Lucas vs. Illinois	1/4/60
	23	Dick Furry at Kentucky	12/19/58
	23	Frank Howard vs. Purdue	1/27/58
15.	22	Herb Williams vs. Marshall	11/28/1977
	22	Gary Bradds vs. Iowa	2/23/63
	22	Jerry Lucas vs. Detroit	12/22/60
	22	Jerry Lucas vs. Wisconsin	2/27/60
	22	Paul Ebert vs. Purdue	1/9/54
19.	21	Bill Hosket at St. Louis	12/18/65
	21	Gary Bradds vs. Illinois	2/10/64
	21	Jerry Lucas vs. Washington	12/27/61
	21	Jerry Lucas at Michigan State	2/11/61
	21	Jerry Lucas at Wichita	12/17/60
	21	Jerry Lucas vs. Army	12/10/60
	21	Frank Howard vs. Princeton	1/1/57
	21	Frank Howard vs. Pittsburgh	12/3/56
	21	Ken Sidle vs. Pittsburgh	12/3/56
28.	20	Luke Witte vs. Minnesota	3/2/1971
	20	Luke Witte vs. Wis.-Milwaukee	12/23/71
	20	Bill Hosket vs. East Tennessee	3/15/68
	20	Bill Hosket vs. Illinois	3/6/67
	20	Bill Hosket vs. Minnesota	3/5/66
	20	Bill Hosket at Missouri	12/1/65
	20	Ron Sepic vs. Wisconsin	1/3/65
	20	Gary Bradds vs. West Virginia	12/8/62
	20	Jerry Lucas at Michigan State	2/17/62
	20	Jerry Lucas vs. Michigan	1/13/62
	20	Jerry Lucas at Wake Forest	12/9/61
	20	Jerry Lucas vs. Michigan State	3/4/61
	20	Jerry Lucas at Indiana	2/29/60
	20	Jerry Lucas at Wisconsin	2/8/60
	20	Jerry Lucas vs. Memphis State	12/3/59
	20	Frank Howard vs. Michigan	2/23/57
	20	Frank Howard vs. Temple	12/26/56
	20	Frank Howard vs. Northwestern	2/23/56
	20	Frank Howard at Tulane	12/19/55
	20	Paul Ebert vs. Indiana	2/27/54

YEARLY REBOUND LEADERS

Year	Name	Reb.	Avg.
1957	Frank Howard	336	15.3
1958	Frank Howard	299	13.6
1959	Dick Furry	235	10.7
1960	Jerry Lucas	442	16.4
1961	Jerry Lucas	470	17.4
1962	Jerry Lucas	499	17.8
1963	Gary Bradds	312	13.0
1964	Gary Bradds	322	13.4
1965	Ron Sepic	206	8.6
1966	Bill Hosket	314	13.1
1967	Bill Hosket	264	12.6
1968	Bill Hosket	332	11.4
1969	Dave Sorenson	255	10.6
1970	Dave Sorenson	217	9.0
1971	Luke Witte	331	12.7
1972	Luke Witte	289	12.6
1973	Luke Witte	199	8.3
1974	Steve Wenner	201	8.7
1975	Craig Taylor	251	9.0
1976	Craig Taylor	197	9.9
1977	Jim Ellinghausen	173	6.4
1978	Herb Williams	308	11.4
1979	Herb Williams	325	10.5
1980	Herb Williams	244	9.0
1981	Clark Kellogg	324	12.0
1982	Clark Kellogg	316	10.5
1983	Tony Campbell	250	8.3
1984	Tony Campbell	215	7.4
1985	Brad Sellers	264	8.8
1986	Brad Sellers	416	12.6
1987	Dennis Hopson	269	8.2
1988	Perry Carter	237	7.2
1989	Perry Carter	266	8.1
1990	Perry Carter	227	7.8
1991	Perry Carter	259	8.4
1992	Jim Jackson	217	6.8
1993	L. Funderburke	190	6.8
1994	L. Funderburke	190	6.0
1995	Rickey Dudley	143	7.5
1996	Jermaine Tate	187	6.9
	Shaun Stonerook	185	6.9
1997	Shaun Stonerook	207	7.7
1998	Michael Redd	194	6.4
1999	Ken Johnson	204	5.7
2000	Michael Redd	196	6.5
2001	Ken Johnson	226	7.3
2002	Zach Williams	125	5.8
2003	Velimir Radinovic	183	6.1
2004	Terence Dials	198	6.6
2005	Terence Dials	253	7.9
2006	Terence Dials	257	8.0
2007	Greg Oden	306	9.6
2008	Kosta Koufos	247	6.7
2009	Evan Turner	234	7.1
2010	Evan Turner	284	9.2
2011	Jared Sullinger	377	10.2
2012	Jared Sullinger	340	9.7
2013	Deshaun Thomas	220	5.9
2014	LaQuinton Ross	208	5.9
2015	D'Angelo Russell	198	5.7
2016	Keita Bates-Diop	210	6.4
2017	Trevor Thompson	293	9.2
2018	Keita Bates-Diop	296	8.7

ASSIST RECORDS

INDIVIDUAL RECORDS

CAREER ASSISTS

1.	694	Aaron Craft	2011-14
2.	579	Jamar Butler	2005-08
3.	528	Shannon Scott	2012-15
4.	516	Kelvin Ransey	1977-80
5.	475	Curtis Wilson	1984, 1986-88
6.	424	Mark Baker	1990-92
7.	421	Troy Taylor	1982-85
8.	419	Ronnie Stokes	1982-85
9.	414	Evan Turner	2008-10
10.	401	Larry Bolden	1974-77

SEASON ASSISTS

1.	238	Mike Conley Jr.	2007
2.	219	Jamar Butler	2008
3.	207	Shannon Scott	2015
4.	188	Curtis Wilson	1988
5.	185	Evan Turner	2010
6.	181	Aaron Craft	2012
7.	177	Aaron Craft	2011
	177	Kelvin Ransey	1980
9.	175	D'Angelo Russell	2015
10	172	Aaron Craft	2013

GAME ASSISTS

1.	16	Shannon Scott vs. Sacred Heart	11/23/14
2.	15	Aaron Craft vs. George Mason	3/20/11
3.	14	Shannon Scott vs. Marquette	11/18/14
	14	Curtis Wilson at Purdue	1/7/88
5.	13	JaQuan Lyle vs Minnesota	12/30/15
	13	Kelvin Ransey at Northwestern	1/12/80
7.	12	Shannon Scott vs. NC A&T	12/17/14
	12	Jamar Butler vs. UMBC	12/29/07
	12	Scoonie Penn vs. Fla. A&M	12/11/99
10.	11	JaQuan Lyle vs. Jackson State	11/23/16
	11	JaQuan Lyle vs. Rutgers	1/13/16
	11	D'Angelo Russell at Rutgers	2/8/15
	11	Shannon Scott vs. UMass-Lowell	11/14/14
	11	Evan Turner vs. Lipscomb	11/24/09
	11	Jamar Butler vs. Northwestern	1/6/08
	11	Damon Stringer vs. CCSU	11/26/95
	11	Mark Baker vs. Wisconsin	1/12/91
	11	Curtis Wilson vs. Florida Int.	3/4/87
	11	Larry Bolden vs. Northwestern	2/24/77
19.	10	D'Angelo Russell (1)	vs. Indiana (1/25/15)
	10	Shannon Scott (4)	vs. VCU (3/19/15); at Minnesota 1/6/15; vs. Iona 3/22/13; vs. UMKC 11/23/12
	10	Aaron Craft (3)	at Purdue 12/31/13 at Marquette (11/16/13; vs. Gonzaga 3/15/12
	10	William Buford vs. Eastern Michigan	12/5/09
	10	Evan Turner vs. Alcorn State	11/9/09
	10	Jamar Butler (2)	vs. UNC Asheville 3/18/08; vs. Green Bay 11/12/07
	10	Mike Conley Jr. (6)	vs. VMI 11/10/06; vs. Indiana 1/2/07; vs. Northwestern 1/17/07; vs. Iowa 1/20/07; at Minnesota 2/18/07; at Penn State 2/21/07
	10	Michael Redd vs. Toledo	12/3/97
	10	Doug Etzler vs. George Mason	1/8/95
	10	Mark Baker vs. Iowa	2/8/90
	10	Curtis Wilson (5)	vs. Old Dominion 3/16/88; vs. Clev. St. 3/22/88; vs. Mo.-St. Louis 11/28/87; vs. Wisconsin 1/17/87; vs. Howard 12/13/86
	10	Dennis Hopson vs. Ohio U.	12/6/86
	10	Ronnie Stokes (2)	at Northwestern, 2/7/85 vs. Iona, 11/27/81
	10	Troy Taylor vs. Central Fla.	12/19/84
	10	Larry Huggins at Purdue	1/10/81
	10	Carter Scott vs. Illinois	2/22/79
	10	Kelvin Ransey (2)	at Louisville, 12/19/79 vs. Minnesota, 2/23/78
	10	Mark Bayless (2)	vs. Illinois, 1/19/76 at Michigan St., 1/6/75
	10	Larry Bolden vs. Ohio U.	12/14/74

YEARLY ASSIST LEADERS

Year	Name	Asst.	Avg.
1974	Larry Bolden	78	3.3
1975	Larry Bolden	157	5.6
1976	Jud Wood	88	3.4
1977	Larry Bolden	103	3.8
1978	Kelvin Ransey	138	5.1
1979	Kelvin Ransey	132	4.3
1980	Kelvin Ransey	171	6.3
1981	Larry Huggins	97	3.6
1982	Troy Taylor	104	3.4
1983	Ron Stokes	101	3.4
1984	Ron Stokes	99	3.4
1985	Troy Taylor	140	4.7
1986	Curtis Wilson	106	3.2
1987	Curtis Wilson	162	4.9
1988	Curtis Wilson	188	5.7
1989	Jay Burson	96	4.0
1990	Jim Jackson	110	3.7
1991	Mark Baker	150	5.0
1992	Mark Baker	165	5.2
1993	Jamie Skelton	79	2.8
1994	Jamie Skelton	110	3.8
1995	Doug Etzler	109	3.9
1996	Damon Stringer	125	4.6
1997	Damon Stringer	120	4.4
1998	Carlos Davis	126	4.2
1999	Scoonie Penn	154	4.3
2000	Scoonie Penn	130	4.3
2001	Brian Brown	127	4.1
2002	Brian Brown	105	3.3
2003	Brent Darby	141	4.4
2004	Tony Stockman	74	2.6
2005	Brandon Fuss-Cheatham	100	3.1
2006	Jamar Butler	144	4.6
2007	Mike Conley Jr.	238	6.1
2008	Jamar Butler	219	5.9
2009	Evan Turner	131	4.0
2010	Evan Turner	185	6.0
2011	Aaron Craft	177	4.8
2012	Aaron Craft	181	4.6
2013	Aaron Craft	172	4.6
2014	Aaron Craft	164	4.7
2015	Shannon Scott	207	5.9
2016	JaQuan Lyle	147	4.2
2017	JaQuan Lyle	142	4.5
2018	C.J. Jackson	132	3.9

TEAM RECORDS

SEASON ASSISTS

1.	587	2010-11	37 games
2.	583	2006-07	39 games
3.	568	2011-12	39 games
4.	547	1990-91	31 games
5.	545	2009-10	37 games
6.	544	2007-08	37 games
7.	534	2014-15	35 games
8.	533	1974-75	28 games
9.	529	1988-89	34 games
10.	518	1991-92	32 games

MIKE CONLEY JR.

GAME ASSISTS

1.	31	@Michigan State	1/6/75
2.	30	VMI	11/23/11
	30	Iowa	1/13/75
	30	Chicago State	12/8/90
5.	29	Alcorn State	11/9/09
	29	Long Island	12/7/96
	29	Chicago State	11/30/91
8.	28	Penn State	1/5/06
9.	27	The Citadel	12/19/17
	27	Eastern Michigan	21/5/09
	27	Florida A&M	1/30/06
	27	vs. Pennsylvania	12/27/74
	27	Tennessee	12/27/79
	27	vs. Oklahoma State	12/2/89
	27	Howard	12/14/91
	27	Northwestern	3/7/92

STEALS RECORDS

INDIVIDUAL RECORDS

CAREER STEALS

1.	337	Aaron Craft	2011-14
2.	211	Shannon Scott	2012-15
3.	204	Jay Burson	1986-89
4.	191	David Lighty	2007-11
5.	164	Dennis Hopson	1984-87
6.	159	Evan Turner	2008-10
7.	158	Jamaal Brown	1989-92
	158	Ronnie Stokes	1982-85
9.	155	Troy Taylor	1982-85
10.	153	Curtis Wilson	1984, 1986-88

SEASON STEALS

1.	98	Aaron Craft	2012
2.	89	Aaron Craft	2014
3.	87	Mike Conley Jr.	2007
4.	77	Aaron Craft	2013
5.	74	Curtis Wilson	1987
6.	73	Aaron Craft	2011
7.	72	Je'Kel Foster	2006
8.	71	Shannon Scott	2014
	71	Dennis Hopson	1987
10.	70	Scoonie Penn	1999

GAME STEALS

1.	8	Troy Taylor vs. St. Joseph's	12-29-83
2.	7	Jae'Sean Tate vs. Mercer	1-6-16
	7	Shannon Scott vs. NC A&T	12-17-14
	7	Aaron Craft vs. American	11-20-13
	7	Aaron Craft vs. Iowa	1-19-11
	7	Kelvin Ransey vs. Minnesota	2-23-78
7.	6	Shannon Scott vs. UNC Asheville	12-15-12
	6	Aaron Craft	at Iowa 2-4-14; vs. Iona 2-22-13; vs. Cincinnati 3-22-12; at Minnesota 2-14-12; vs. Indiana 2-27-11; at Purdue 2-20-11
	6	Je'Kel Foster	at Purdue 1-11-06; vs. Gardner-Webb 12-29-05
	6	Tony Stockman vs. N'western	2-4-04
	6	Brent Darby vs. Iowa	1-25-03
	6	Scoonie Penn	vs. Vermont 11-29-99; vs. Indiana 1-9-99
	6	Michael Redd vs. Miami, Fla.	12-27-98
	6	Carlos Davis vs. Penn State	3-2-98
	6	D. Anderson vs. Tenn. Tech	12-21-93
	6	Curtis Wilson..... vs. Siena 12-4-86; vs. Indiana 1-4-87	
	6	Jerry Francis vs. Michigan	2-5-87
	6	Ronnie Stokes at Iowa	2-18-84
	6	Clark Kellogg vs. Florida	12-22-81
	6	Troy Taylor vs. Florida	12-22-81

TEAM RECORDS

SEASON STEALS

1.	297	1998-99	36 games
2.	281	2011-12	39 games
	281	1986-87	33 games
4.	270	2013-14	35 games
5.	266	2014-15	35 games
	266	1991-92	32 games
7.	265	2006-07	39 games
8.	264	1990-91	31 games
9.	263	2010-11	37 games
10.	262	2009-10	37 games

GAME STEALS

1.	20	Siena	12/4/86
2.	19	Cal Poly Pomona	12/13/79
3.	18	North Carolina A&T	12/17/14
	18	Northwestern	2/25/78
	18	Radford	1/9/89
	18	Missouri-St. Louis	11/27/93

YEARLY STEALS LEADERS

Year	Name	Stl.	Avg.
1977	Larry Bolden	24	0.9
1978	Kelvin Ransey	53	1.9
1979	Kelvin Ransey	54	1.7
1980	Kelvin Ransey	41	1.5
1981	Todd Penn	38	1.4
1982	Clark Kellogg	40	1.3
1983	Ron Stokes	44	1.5
1984	Tony Campbell	44	1.5
1984	Troy Taylor	44	1.5
1985	Ronnie Stokes	44	1.5
1986	Dennis Hopson	54	1.6
1987	Curtis Wilson	74	2.2
1988	Jay Burson	66	2.0
1989	Jay Burson	49	2.0
1990	Jim Jackson	39	1.3
1990	Chris Jent	39	1.3
1991	Jim Jackson	55	1.8
1992	Mark Baker	54	1.7
1993	Derek Anderson	43	2.0
1994	Derek Anderson	45	2.0
1995	Carlos Davis	23	0.8
1996	Damon Stringer	41	1.5
1997	Damon Stringer	52	1.9
1998	Michael Redd	61	2.0
1999	Scoonie Penn	70	1.9
2000	Scoonie Penn	66	2.2
2001	Brian Brown	43	1.4
2002	Brent Darby	36	1.1
2003	Brent Darby	58	1.8
2004	Tony Stockman	61	2.6
2005	Tony Stockman	47	1.5
2006	Je'Kel Foster	72	2.3
2007	Mike Conley Jr.	87	2.2
2008	Jamar Butler	49	1.3
2009	Evan Turner	58	1.8
2010	Evan Turner	54	1.7
2011	Aaron Craft	73	2.0
2012	Aaron Craft	98	2.5
2013	Aaron Craft	77	2.1
2014	Aaron Craft	89	2.5
2015	Shannon Scott	59	1.7
2016	Jae'Sean Tate, JaQuan Lyle	35	1.3/1.0
2017	Jae'Sean Tate	34	1.1
2018	Jae'Sean Tate	36	1.1


AARON CRAFT


JAY BURSON

BLOCKED SHOTS RECORDS

INDIVIDUAL RECORDS

CAREER BLOCKED SHOTS

1.	444	Ken Johnson	1998-01
2.	328	Herb Williams	1978-81
3.	213	Dallas Lauderdale	2008-11
4.	187	Amir Williams	2012-15
	187	Brad Sellers	1985-86
6.	169	Jim Smith	1978-81
7.	136	Granville Waiters	1980-83
8.	131	Lawrence Funderburke	1992-94
9.	128	Keita Bates-Diop	2015-18
10.	105	Greg Oden	2007
	105	Perry Carter	1988-91

SEASON BLOCKED SHOTS

1.	161	Ken Johnson	2000
2.	125	Ken Johnson	2001
3.	105	Greg Oden	2007
4.	100	Ken Johnson	1999
5.	97	Brad Sellers	1986
6.	90	Brad Sellers	1985
	90	Herb Williams	1980
8.	81	Herb Williams	1979
9.	79	Herb Williams	1978
10.	78	Herb Williams	1981

BLOCKED SHOTS IN A GAME

1.	11	Ken Johnson vs. Iowa	2/9/00
	11	Ken Johnson vs St. John's	1/22/00
3.	9	Ken Johnson vs. UMass	12/10/00
	9	Brad Sellers vs. La. Tech	3/24/86
	9	Herb Williams vs. Iowa	2/23/80
6.	8	Dallas Lauderdale vs. NCA&T	11/12/10
	8	Dallas Lauderdale vs. UCSB	3/19/10
	8	Ken Johnson vs. Minnesota	3/4/00
	8	Ken Johnson vs. Penn St.	2/12/00
	8	Ken Johnson vs. American	12/29/99
	8	Ken Johnson vs. E. Ky.	12/19/99
	8	Granville Waiters vs. W.Va.	12/11/82
	8	Herb Williams vs. Iowa	3/7/81
	8	Herb Williams vs. Iowa	1/7/78

TEAM RECORDS

SEASON BLOCKED SHOTS

1.	200	1999-00	30 games
2.	186	2007-08	37 games
	186	1979-80	29 games
4.	184	2015-16	35 games
5.	178	2014-15	35 games
6.	175	2008-09	33 games
7.	163	1977-78	27 games
8.	162	2012-13	37 games
9.	161	2000-01	31 games
10.	159	1980-81	27 games

GAME

1.	15	Iowa	2/23/80
2.	13	@St. John's	1/22/00
	13	Eastern Kentucky	12/19/99
	13	Iowa	3/7/81
5.	12	vs. UC Santa Barbara	3/19/10
	12	@West Virginia	12/19/93

YEARLY BLOCKS LEADERS

Year	Name	Blk.	Avg.
1977	Jim Ellinghausen	29	1.1
1978	Herb Williams	79	2.9
1979	Herb Williams	81	2.6
1980	Herb Williams	90	3.3
1981	Herb Williams	78	2.9
1982	Granville Waiters	60	1.9
1983	Granville Waiters	66	2.2
1984	Dennis Hopson	14	0.5
1985	Brad Sellers	90	3.0
1986	Brad Sellers	97	2.9
1987	Dennis Hopson	19	0.6
1988	Perry Carter	27	0.8
1989	Grady Mateen	32	0.9
1990	Perry Carter	25	0.9
1991	Perry Carter	27	0.9
1992	L.Funderburke	55	2.4
1993	L. Funderburke	54	2.0
1994	Gerald Eaker	36	1.5
1995	Antonio Watson	28	1.0
1996	Jermaine Tate	24	0.9
1997	Shaun Stonerook	13	0.5
1998	Ken Johnson	58	1.9
1999	Ken Johnson	100	2.8
2000	Ken Johnson	161	5.4
2001	Ken Johnson	125	4.0
2002	Terence Dials	23	0.7
2003	Velimir Radinovic	22	0.7
2004	Velimir Radinovic	22	0.7
2005	Terence Dials	18	0.6
2006	Terence Dials	35	1.1
2007	Greg Oden	105	3.3
2008	Kosta Koufos	67	1.8
2009	Dallas Lauderdale	67	2.0
2010	Dallas Lauderdale	77	2.1
2011	Dallas Lauderdale	54	1.5
2012	Jared Sullinger	38	1.1
2013	Amir Williams	50	1.4
2014	Amir Williams	62	1.7
2015	Amir Williams	52	1.6
2016	Daniel Giddens	50	1.5
2017	Trevor Thompson	48	1.5
2018	Keita Bates-Diop	56	1.6

GREG ODEN

KEN JOHNSON

FRESHMAN RECORDS

SEASON

POINTS

1	675	D'Angelo Russell	2015
2.	658	Michael Redd	1998
3.	635	Jared Sullinger	2011
4.	534	Kosta Koufos	2008
5.	501	Greg Oden	2007
6.	482	Jim Jackson	1990
7.	452	Herb Williams	1978
8.	441	Mike Conley	2007
9.	391	JaQuan Lyle	2016
10.	382	Daequan Cook	2007

SCORING AVERAGE

1.	21.9	Michael Redd,1998	658 pts
2.	19.3	D'Angelo Russell, 2015	675 pts
3.	17.2	Jared Sullinger, 2011	635 pts
4.	16.7	Herb Williams, 1978	452 pts
5.	16.1	Jim Jackson, 1990	482 pts
6.	15.7	Greg Oden, 2007	501 pts
7.	14.4	Kosta Koufos, 2008	534 pts
8.	13.1	Kelvin Ransey, 1977	327 pts
9.	12.3	Larry Bolden, 1974	297 pts

FIELD GOALS MADE

1.	241	Michael Redd	1998
2.	231	D'Angelo Russell	2015
3.	222	Jared Sullinger	2011
	222	Kosta Koufos	2008
5.	196	Herb Williams	1978
6.	194	Jim Jackson	1990
7.	189	Greg Oden	2007
8.	160	Mike Conley Jr.	2007
9.	149	Kelvin Ransey	1977
10.	142	William Buford	2009

FIELD GOAL PERCENTAGE

1.	.638	B.J. Mullens, 2009	120-188
2.	.623	Terence Dials, 2002	86-138
3.	.616	Greg Oden, 2007	189-307
4.	.589	Jae'Sean Tate, 2015	126-214
5.	.569	Jermaine Tate, 1996	115-202
6.	.562	Kaleb Wesson, 2018	118-210
7.	.541	Jared Sullinger, 2011	222-410
8.	.540	Perry Carter, 1988	129-239
9.	.540	Jay Burson, 1986	75-139
10.	.518	Mike Conley Jr., 2007	160-309

THREE-POINT FIELD GOALS MADE

1.	95	D'Angelo Russell	2015
2.	54	Daequan Cook	2007
3.	46	Michael Redd	1998
4.	43	William Buford	2009
5.	38	Alex Davis	1990
	38	Jon Sanderson	1998
7.	34	Damon Stringer	1996
8.	31	JaQuan Lyle	2016
	31	Neshaun Coleman	1996

THREE-POINT FIELD GOAL PERCENTAGE

(MIN. 15 MADE)

1.	.468	Jamaal Brown, 1989	22-47
2.	.462	Keita Bates-Diop	18-39
3.	.415	Daequan Cook, 2007	54-130
4.	.405	Chris Jent, 1989	15-37
5.	.378	Greg Simpson, 1993	28-74
6.	.377	Aaron Craft, 2011	26-69
7.	.361	William Buford, 2009	43-119
8.	.358	Alex Davis, 1990	38-106

FREE THROWS MADE

1.	188	Jared Sullinger	2011
2.	130	Michael Redd	1998
3.	123	Greg Oden	2007
4.	118	D'Angelo Russell	2015
5.	100	Mike Conley Jr.	2007
6.	98	Kaleb Wesson	2018
7.	94	JaQuan Lyle	2016
8.	84	Troy Taylor	1982
9.	77	Ron Stokes	1982
10.	73	Jim Jackson	1990
	73	Shaun Stonerook	1996

FREE THROW PERCENTAGE

1.	.849	William Buford, 2009	45-53
2.	.816	Ken Page, 1978	71-87
3.	.809	Derek Anderson, 1993	72-89
4.	.797	Deshaun Thomas, 2011	47-59
	.797	Clark Kellogg, 1980	63-79
6.	.785	Jim Jackson, 1990	73-93
7.	.778	Troy Taylor, 1982	84-108


MIKE CONLEY, JR.

MOST REBOUNDS

1.	377	Jared Sullinger	2011
2.	308	Herb Williams	1978
3.	306	Greg Oden	2007
4.	247	Kosta Koufos	2008
5.	237	Perry Carter	1988
6.	232	Clark Kellogg	1980
7.	198	D'Angelo Russell	2015
8.	194	Michael Redd	1998
9.	187	Jermaine Tate	1996

REBOUNDING AVERAGE

1.	11.4	Herb Williams	1978
2.	10.2	Jared Sullinger	2011
3.	9.6	Greg Oden	2007
4.	8.0	Clark Kellogg	1980
5.	7.2	Perry Carter	1988
6.	6.9	Jermaine Tate	1996
	6.9	Shaun Stonerook	1996

ASSISTS

1.	238	Mike Conley Jr.	2007
2.	177	Aaron Craft	2011
3.	175	D'Angelo Russell	2015
4.	147	JaQuan Lyle	2016
5.	125	Damon Stringer	1996
6.	110	Jim Jackson	1990
7.	104	Troy Taylor	1982
8.	98	Evan Turner	2008
9.	95	Kip Lomax	1986
	95	Mark Bayless	1975

STEALS

1.	87	Mike Conley Jr.	2007
2.	73	Aaron Craft	2011
3.	61	Michael Redd	1998
4.	55	D'Angelo Russell	2015
5.	43	Derek Anderson	1993
6.	47	Evan Turner	2008
7.	41	Damon Stringer	1996
8.	39	Jim Jackson	1990
9.	38	Shaun Stonerook	1996

BLOCKED SHOTS

1.	105	Greg Oden	2007
2.	79	Herb Williams	1978
3.	67	Kosta Koufos	2008
4.	58	Ken Johnson	1998
5.	50	Daniel Giddens	2016
6.	39	Jim Smith	1978
7.	37	B.J. Mullens	2009
8.	36	Gerald Eaker	1994
9.	29	Jim Ellinghaus	1977

SINGLE GAME FIELD GOALS MADE (ATTS.)

1.	14 (18)	Herb Williams vs. CS-Hayward	(11/25/77)
2.	13 (17)	Jared Sullinger at Florida	(11/16/10)
	13 (17)	Jermaine Tate vs. CCSU	(11/26/95)
	13 (22)	Michael Redd vs. USC	(12/20/97)

FIELD GOALS ATTEMPTED (MADE)

1.	26 (9)	Michael Redd vs. Iowa	(2/14/98)
2.	25 (8)	Michael Redd vs. Michigan	(1/17/98)
3.	24 (9)	Kelvin Ransey vs. Wisconsin	(1/13/77)

FIELD GOAL PERCENTAGE (MIN. 10 MADE)

1.	.923 (12-13)	Greg Oden vs. Iowa	(1/20/07)
2.	.765 (13-17)	Jared Sullinger at Florida	(11/16/10)
	.765 (13-17)	Jermaine Tate vs. CCSU	(11/26/95)
4.	.750 (12-16)	Jim Jackson vs. Iowa	(1/6/90)
	.750 (12-16)	Jim Jackson vs. Illinois	(2/26/90)

FRESHMAN RECORDS

SINGLE GAME

THREE-POINT FIELD GOALS MADE (ATTS.)

1.	6 (6)	D'Angelo Russell vs. Wright State	(12/27/14)
	6 (11)	D'Angelo Russell at Northwestern	(1/22/15)
	6 (6)	D'Angelo Russell at Minnesota	(1/6/15)
2.	5 (8)	D'Angelo Russell at Penn State	(3/4/15)
	5 (14)	Jon Diebler vs. North Carolina	(11/28/07)
	5 (6)	Jon Diebler vs. Cleveland State	(12/18/07)
	5 (9)	Jon Diebler vs. UMBC	(12/29/07)
	5 (8)	Neshaun Coleman vs. Penn State	(1/3/96)
	5 (6)	Damon Stringer vs. Northwestern	(1/17/96)
	5 (9)	Michael Redd vs. Chattanooga	12/22/97)
	5 (7)	Jon Sanderson vs. Purdue	(2/7/98)

THREE-POINT FIELD GOAL ATTEMPTED (MADE)

1.	14 (5)	Jon Diebler vs. North Carolina	(11/28/07)
2.	11 (6)	D'Angelo Russell at Northwestern	(1/22/15)
	11 (4)	Michael Redd vs. NMSU	(12/29/97)
4.	10 (3)	D'Angelo Russell vs. Minnesota	(3/12/15)
	10 (3)	D'Angelo Russell vs. North Carolina	(12/20/14)
	10 (4)	Jon Diebler vs. Indiana	(2/10/08)
7.	9 (5)	Jon Diebler vs. UMBC	(12/29/07)
	9 (4)	Jon Diebler vs. Northwestern	(1/6/08)
	9 (4)	Kevin Martin vs. Chattanooga	(12/15/94)
	9 (5)	Michael Redd vs. Chattanooga	(12/22/97)

THREE-POINT FG PERCENTAGE (MIN. 4 MADE)

1.	1.000 (6-6)	D'Angelo Russell vs. Wright State	(12/27/14)
	1.000 (4-4)	Greg Simpson vs. Penn State	(1/5/93)
	1.000 (4-4)	Greg Simpson vs. Iowa	(1/9/93)
3.	.833 (5-6)	D'Angelo Russell at Minnesota	(1/6/15)
	.833 (5-6)	Jon Diebler vs. Cleveland State	12/18/07)
	.833 (5-6)	Damon Stringer vs. N'western	(1/17/96)

FREE THROWS MADE (ATTS.)

1.	16 (18)	Jared Sullinger vs. Northwestern	(3-11-11)
	16 (23)	Jared Sullinger vs. IUPUI	(12/9/10)
3.	13 (15)	Jared Sullinger at Illinois	(1/22/11)
4.	12 (12)	Ken Page vs. Northwestern	(2/25/78)
5.	11 (14)	Michael Redd vs. South Florida	(12/6/97)
6.	10 (12)	Evan Turner vs. UMBC	12/29/07)
	10 (10)	Ron Stokes vs. Wisconsin	(3/4/82)
	10 (12)	Troy Taylor vs. Florida	(12/22/81)

FREE THROWS ATTEMPTED (MADE)

1.	23 (16)	Jared Sullinger vs. IUPUI	(12/9/10)
2.	18 (16)	Jared Sullinger vs. Northwestern	(3/11/11)
3.	16 (9)	Michael Redd vs. Michigan State	(2/4/98)
	16 (8)	Michael Redd vs. Penn State	(2/28/98)
5.	15 (13)	Jared Sullinger at Illinois	(1/22/11)
	15 (8)	Fred Poole vs. Evansville	(12/22/75)

FREE THROW PERCENTAGE (MIN. 10 MADE)

1.	1.00 (12-12)	Ken Page vs. Northwestern	(2/25/78)
	1.00 (10-10)	Ron Stokes vs. Wisconsin	(3/4/82)
	1.00 (10-10)	Shaun Stonerook vs. Illinois	(2/24/96)

OFFENSIVE REBOUNDS

1.	9	Greg Oden vs. Purdue	(3/10/07)
	9	Perry Carter vs. Old Dominion	(3/16/88)
3.	8	Kosta Koufos vs. VMI	(11/25/07)
	8	Greg Oden vs. Coppin State	(12/30/06)
	8	Perry Carter vs. Central Michigan	(1/2/88)
	8	Jermaine Tate vs. Penn State	(1/3/96)

DEFENSIVE REBOUNDS

1.	14	Jared Sullinger at Illinois	(1/22/11)
	14	Jared Sullinger vs. South Carolina	(12/18/10)
3.	13	D'Angelo Russell vs. Maryland	(1/29/15)
	13	Greg Oden vs. Tennessee	(1/13/07)
	13	Jon Sanderson vs. Toledo	(12/3/97)
6.	12	Jared Sullinger vs. UNC Asheville	(12/21/10)
	12	Greg Oden at Northwestern	(1/24/07)
8.	11	Jared Sullinger vs. Michigan	(2/3/11)
	11	Perry Carter vs. Cleveland State	(3/22/88)
	11	Shaun Stonerook vs. CCSU	(11/26/95)

TOTAL REBOUNDS

1.	22	Herb Williams vs. Marshall	(11/28/77)
2.	19	Jared Sullinger vs. South Carolina	(12/18/10)
	19	Greg Oden vs. Purdue	(3/10/07)
3.	18	Jared Sullinger vs. Northwestern	(3/11/11)
	17	Herb Williams vs. Iowa	(1/7/78)
4.	16	Jared Sullinger vs. Kentucky	(3/25/11)
	16	Jared Sullinger at Illinois	(1/22/11)
	16	Jared Sullinger vs. UNC Asheville	(12/21/10)
		Numerous others with 16	

Aaron Craft

ASSISTS

1.	15	Aaron Craft vs. George Mason	(3/20/11)
2.	13	JaQuan Lyle vs. Minnesota	(12/30/15)
3.	11	JaQuan Lyle vs. Rutgers	1/13/16
	11	D'Angelor Russell at Rutgers	(2/8/15)
	11	Damon Stringer vs. CCSU	(11/26/95)
6.	10	D'Angelo Russell vs. Indiana	(1/25/15)
	10	Mike Conley Jr. vs. VMI	(11/10/06)
	10	Mike Conley Jr. vs Indiana	(1/2/07)
	10	Mike Conley Jr. vs. Northwestern	(1/17/07)
	10	Mike Conley Jr. vs. Iowa	(1/20/07)
	10	Mike Conley Jr. at Minnesota	(2/18/07)
	10	Mike Conley Jr. vs. Penn State	(2/21/07)
	10	Mark Bayless vs. Michigan State	(1/6/75)
	10	Ron Stokes vs. Iona	(11/27/81)
	10	Michael Redd vs. Toledo	(12/3/97)

STEALS

1.	5	Mike Conley Jr. at Minnesota	(2/18/07)
	5	Mike Conley Jr. vs. Youngstown St.	(11/24/06)
	5	Mike Conley Jr. vs. VMI	(11/10/06)
	5	Ron Stokes vs. Michigan	(2/28/82)
5.	4	D'Angelo Russell vs. Michigan*	(1/13/15)
	4	Evan Turner vs. Mississippi	(4/1/08)
		Numerous others with 4	

BLOCKED SHOTS

1.	8	Herb Williams vs. Iowa	(1/7/78)
2.	7	Greg Oden vs. Michigan	(2/6/07)
	7	Gerald Eaker vs. Missouri-St. Louis	(11/27/93)
4.	6	Daniel Giddens vs. UT-Arlington	11/20/15)
	6	Greg Oden at Wisconsin	(1/9/07)
	6	Herb Williams vs. Cal Poly Pomona	(12/14/77)
	6	Herb Williams vs. Toledo	(11/26/77)
	6	Herb Williams vs. Vermont	(12/3/77)
	6	Herb Williams vs. Wisconsin	(3/4/78)

TOTAL POINTS

1.	40	Jared Sullinger vs. IUPUI	(12/9/10)
2.	33	D'Angelo Russell at Northwestern	(1/22/15)
3.	32	D'Angelo Russell vs. Sacred Heart	(11/23/14)
	32	Michael Redd vs. Penn State	(2/28/98)
5.	30	Michael Redd vs. Southern California	(12/20/97)
6.	29	JaQuan Lyle at Indiana	(1/10/16)
	29	Greg Oden vs. Iowa	(1/20/07)
	29	Michael Redd vs. Northwestern	(2/21/98)
9.	28	D'Angelo Russell vs. VCU*	(3/19/15)
		D'Angelo Russell at Penn State	(3/4/15)
		D'Angelo Russell vs. Purdue	(3/1/15)
		Numerous others with 28	

* Last to accomplish

OPPONENT SINGLE GAME RECORDS


Jason Singleton

POINTS

1.	122	Indiana	2/2/59
2.	118	@Illinois	2/4/88
3.	113	@LSU (2ot)	1/15/05
	113	@Iowa	3/3/78
5.	112	vs. Brigham Young	12/22/64
6.	111	@Illinois	2/10/56

MOST FIELD GOALS MADE

1.	50	Indiana	2/2/59
2.	47	@Iowa	3/3/70
3.	46	@Illinois	2/4/88
4.	45	@Indiana	3/1/65
5.	44	vs. Indiana	12/28/74
6.	43	@Michigan	2/9/74
	43	Michigan	2/9/76
	43	Cleveland State	12/7/85

FIELD GOALS ATTEMPTED

1.	103	@Illinois	1/10/74
2.	101	@Indiana	2/21/53
3.	100	@Michigan State	1/19/59
	100	Michigan	3/8/69
5.	98	@Minnesota	1/8/51
	98	@Michigan	1/2/56

HIGHEST FIELD GOAL PERCENTAGE

1.	.733	Michigan State, 2/7/04	33-45
2.	.696	@Indiana, 3/12/83	32-46
3.	.682	@Minnesota, 3/6/82	30-44
4.	.673	Illinois, 1/6/77	33-49
5.	.667	@Michigan State, 3/5/2016	34-51
	.667	@Iowa, 2/18/84	28-42
	.667	@Illinois, 2/17/88	46-69

THREE-POINT FIELD GOALS MADE

1.	17	vs. UMBC	12/29/07
2.	16	vs. Tennessee	3/22/07
	16	Purdue	2/7/98
	16	New Mexico State	12/29/97
	16	Tennessee-Chattanooga	1/15/94
6.	15	Radford	12/23/02
	15	Southwestern Louisiana	12/1/96

THREE-POINT FIELD GOALS ATTEMPTED

1.	49	Virginia Military Institute	11/25/07
2.	47	Virginia Military Institute	11/10/06
3.	43	The Citadel	12/117
4.	42	Akron	3/15/16
5.	43	Southwestern Louisiana	12/1/96
6.	40	Marshall	11/25/16
7.	37	Florida Atlantic	12/17/98
8.	36	Minnesota	2/5/03
	36	Northwestern	2/1/03

HIGHEST THREE-POINT FIELD GOAL PERCENTAGE

1.	.875	@Illinois, 1/27/90	7-8
2.	.786	Penn State, 1/25/18	11-14
3.	.750	Michigan State, 2/26/02	6-8
	.750	@Michigan, 1/8/87	6-8
	.750	@Purdue, 2/24/90	6-8

FREE THROWS MADE

1.	43	@Indiana	2/8/97
2.	40	@Indiana	3/5/55
	40	@Michigan State	2/24/83
4.	38	Purdue	3/5/81
5.	35	Northwestern	2/25/67

FREE THROWS ATTEMPTED

1.	56	@Indiana	3/5/55
2.	52	@Indiana	2/8/97
3.	50	@Michigan	1/29/72
4.	48	@Purdue	1/10/81
	48	Purdue	3/5/81

HIGHEST FREE THROW PERCENTAGE

1.	1.000	Minnesota, 1/19/74	21-21
	1.000	Indiana, 1/27/88	18-18
	1.000	@Michigan, 3/2/02	16-16
	1.000	Northwestern, 2/2/74	16-16
	1.000	Indiana, 1/2/07	11-11
	1.000	@Purdue, 1/26/85	11-11

REBOUNDS

1.	85	@Michigan State	1/19/59
2.	79	@St. Louis	12/31/63
3.	70	@Illinois	2/16/65
4.	69	@Michigan	2/20/65
5.	68	@Michigan	1/13/58
	68	@Purdue	1/24/59

PERSONAL FOULS

1.	35	@Michigan	1/27/68
2.	34	Ohio	11/12/13
	34	Arizona State	12/18/82
	34	Cleveland State	3/22/88
5.	33	Indiana	1/6/51
	33	Akron	12/5/85
	33	Cleveland State	12/7/85
	33	Missouri-St.Louis	11/28/87

MOST ASSISTS

1.	31	vs. Indiana	12/28/74
2.	30	@Illinois	2/22/75
3.	29	@Michigan State	3/5/16
	29	@Florida	12/16/87
	29	@Michigan	3/12/88
6.	28	@Illinois	2/17/88
	28	vs. Pennsylvania	12/27/74
	28	vs. Purdue	2/28/98

MOST STEALS

1.	19	@Iowa	1/10/96
2.	17	@Arizona State	12/20/80
	17	Missouri-St. Louis	11/28/87
4.	16	@Iowa	2/18/95
5.	15	Louisville	12/12/78
	15	@North Carolina	12/18/93
	15	@Iowa	3/13/94
	15	@Minnesota	1/18/95

MOST BLOCKED SHOTS

1.	12	@Minnesota	1/8/17
	12	@ Florida	12/16/87
3.	11	vs. Kentucky	3/25/11
4.	10	@ Florida State	11/30/10
	10	@ Minnesota	2/25/04
	10	@ Alabama	2/17/01
	10	@ Purdue	2/5/97
	10	vs. Georgetown	12/22/90
	10	Minnesota	1/9/00
10.	9	@Purdue	2/4/15
	9	@Michigan Sate	1/19/13
	9	@ Illinois	2/25/87
	9	@ Michigan	1/18/90

OPPONENT INDIVIDUAL SCORING

1.	47	Don Schlundt, @Indiana	3/5/55
	47	Don Schlundt, @Indiana	1/18/54
3.	45	Tommie Johnson, vs. C. Mich.	1/2/87
4.	43	Brandon Paul, @Illinois	1/10/12
	43	Scott Skiles, @Michigan St.	3/8/86
6.	42	Terry Furlow, @Michigan St.	1/10/76
	42	Henry Wilmore, @Michigan	2/27/71
8.	41	Bob Verga, vs. Duke	12/29/67
	41	Don Hennen, @Pittsburgh	12/3/58
10.	40	G. Robinson, vs. Purdue	2/23/94
	40	R. Sampson, @Virginia	1/25/81
	40	Wayne Estes, @Utah State	12/28/63

MISCELLANEOUS TEAM RECORDS

OHIO STATE RECORD BY DECADE

	Won	Lost	Pct.
1899	12	4	0.750
1900-09	68	28	0.708
1910-19	96	74	0.565
1920-29	94	84	0.528
1930-39	112	89	0.557
1940-49	113	87	0.565
1950-59	117	107	0.522
1960-69	188	69	0.732
1970-79	142	119	0.544
1980-89	189	120	0.612
1990-99	133	131	0.504
2000-09	169	80	0.679
2010-	235	86	0.732
	1,668	1,078	0.607

OHIO STATE'S LARGEST VICTORY MARGINS

1.	86	Ohio University	88-2	2/6/1903
2.	73	Muskingum	73-8	1/17/1908
3.	72	Chicago State	116-44	11/30/1991
4.	71	Delaware	109-38	1/11/1960
5.	64	Otterbein	74-10	1/9/1904
6.	63	St. Francis (Pa.)	110-47	11/28/1909
	63	Bliss College	74-11	Fall/1903
8.	61	Howard	114-58	12/14/1991
9.	60	UT-Martin	100-40	12/27/2010
10.	58	Sacred Heart	106-48	11/23/2014
	58	Chicago State	112-54	12/8/1990

OHIO STATE'S LARGEST MARGIN OF VICTORY (HOME)

1.	86	Ohio University	88-2	2/6/03
2.	73	Muskingum	81-8	1/17/08
3.	72	Chicago State	116-44	11/30/91
4.	71	Delaware	109-38	1/11/60

OHIO STATE'S LARGEST MARGIN OF VICTORY (AWAY)

1.	54	@Toledo	64-10	12/6/32
2.	43	vs. Arizona	90-47	12/29/71
3.	40	vs. Seton Hall	97-57	12/27/60
4.	40	Northwestern	102-62	1/10/91
5.	39	Chicago	83-44	1/24/44

OPPONENTS' LARGEST MARGIN OF VICTORY

1.	47	@Illinois	111-64	2/10/56
2.	46	@Purdue	60-14	2/3/30
3.	41	@Brigham Young	112-71	12/22/65
4.	39	@Michigan	100-61	2/20/65
5.	38	@Purdue	63-25	3/1/20
6.	38	@Purdue	101-63	1/22/94

OPPONENTS' LARGEST MARGIN OF VICTORY (AT OSU)

1.	35	Indiana	52-17	1928
2.	32	Purdue	107-75	2/7/98
3.	30	Indiana	122-92	2/2/59
4.	26	Michigan State	84-58	2/7/98
	26	Minnesota	91-65	2/10/77
6.	25	Michigan	39-14	2/22/23
	25	Wisconsin	40-15	2/17/17

OHIO STATE'S 100-POINT GAMES

Total 100-Point Games ..... 75 (74-1 rcd.)
(55 home, 17 away, 3 neutral)
Home Record 55-0
Away Record 16-1
Neutral Record 3-0
Overtime Record 1-1
100-Point Games In One Season 7
1990-91 (GMs 1,2,3,4,6,7,&13)

Consecutive 100-Point Games 4
1990-91 (GM1,2,3&4)
Smallest Margin Of Victory 2
vs Wisconsin (100-98), 1-14-56
Largest Margin Of Victory 72
vs Chicago State (116-44), 11/20/81

OPPONENTS' 100-POINT GAMES

Total 100-Point Games 20
(3 at OSU, 14 away, 3 neutral)
100-Point Games in One Season 3
(1964-65)
Smallest Margin Of Victory 3
at Michigan State (102-99), 1/27/64
Largest Margin Of Victory 47
at Illinois (111-64), 2/10/56

OHIO STATE'S OVERTIME GAMES

Total Number Of Games 101
All-Time Overtime Record 46-55
(21-21 home, 18-22 away, 7-12 neutral)
Record In 1 Overtime Games 37-46
Record In 2 Overtime Games 8-7
Record In 3 Overtime Games 1-2
Record In NCAA Tournament OT Games 3-5
Record In NIT Overtime Games 1-2
Largest Margin Of Victory 10
(Butler, 79-69, 11/22/05)
Largest Margin Of Defeat 13
(@Penn State, 85-98, 2/27/99)
Consecutive Overtime Games 3
--within eight days
Purdue 66, OSU 60, 1/21/82
OSU 59, Northwestern 57, 2ot, 1/23/82
@Michigan 62, OSU 60, 1/28/82

OHIO STATE'S MOST POINTS, HALF

69	Howard, 2nd half	12/14/91
67	Seton Hall, 1st half	12/16/95
65	Bethune-Cookman, 1st half	12/25/90
62	Eastern Michigan, 1st half	12/5/09
62	Penn State, 2nd half	3/3/01
62	Missouri-St. Louis, 1st half	11/27/93
62	Youngstown State, 2nd half	12/1/90
61	George Mason, 1st half	1/8/95
61	Chicago State, 1st half	11/30/91
61	Delaware State, 1st half	11/28/90

SEASON MOST PERSONAL FOULS

1.	723	1988-89	34 games
2.	651	1998-99	36 games
3.	650	1989-90	30 games
4.	645	1978-79	31 games
5.	636	1986-87	33 games

GAME MOST PERSONAL FOULS

1.	40	Purdue	3/5/81
2.	35	@Purdue	1/10/81
3.	34	vs. Pennsylvania	12/29/75
	34	Iowa	1/7/78
5.	33	@Iowa	1/24/04
	33	Northwestern	1/29/51
	33	Indiana	1/7/52
	33	@Purdue	1/7/88

MOST GAMES PLAYED

1.	157	David Lighty	2007-11
2.	148	Aaron Craft	2011-14
3.	146	Sam Thompson	2012-15
4	145	William Buford	2009-12
5.	144	Jon Diebler	2008-11
6.	143	Shannon Scott	2012-15
7.	139	Jamar Butler	2005-08
8.	138	Dallas Lauderdale	2008-11
9.	134	Marc Loving	2014-17
	134	Amir Williams	2012-15

MOST GAMES STARTED

1.	137	William Buford	2009-12
2.	126	Jamaal Brown	1989-92
	126	Jerry Francis	1986-89
4.	125	David Lighty	2007-11
5.	123	Ken Johnson	1998-01
6.	117	Jamar Butler	2005-08
7.	116	Perry Carter	1988-91
8.	115	Jon Diebler	2008-11
9.	114	Herb Williams	1978-81
10.	112	Aaron Craft	2011-14

MOST CAREER WINS BY FOUR-YEAR CLASS

Rk.	Wins	Four-Year Seniors	Yr.-by-Yr. Wins
1.	129	David Lighty (2007-2011)	35,24,7,29,34
2.	123	No 4-year seniors (2010-13)	29,34,31,29
3.	119	Aaron Craft, Lenzelle Smith Jr. (2011-14)	34,31,29,25
4.	116	William Buford (2009-12)	22,29,34,31
5.	110	Danny Peters, Mark Titus (2007-10)	35,24,22,29
6.	109	Shannon Scott, Sam Thompson, Amir Williams, Trey McDonald (2012-15)	31,29,25,24

OSU IN ONE-POINT GAMES

Date	W/L	Opponent	Score(#)
2/7/00	W	Circleville	14-13
2/9/01	L	Circleville	7-8
1/17/06	W	Ohio Medical	8-7
2/16/07	L	@Wooster	28-29
2/13/08	L	Western Reserve	19-20
1/14/11	W	Denison	33-32
2/10/12	L	Rochester	24-25
1/3/13	W	1-vs Wooster	27-26
2/9/15	W	@Iowa	17-16
2/13/15	W	Oberlin	23-22
12/17/15	L	2-vs St. Mary's	23-24
12/29/15	W	@Piqua	33-32
12/23/16	L	@Miami (O)	23-24
1/2/17	W	@Detroit YMCA	25-24
1/23/17	W	Ohio Wesleyan	23-22
2/3/17	L	@Minnesota	24-25
2/7/19	W	@Indiana	22-21
2/28/20	L	@Indiana	16-17
12/11/20	W	Wittenberg	27-26
12/15/20	L	Ohio Wesleyan	33-34
12/31/20	W	Cornell	33-22
2/19/21	W	@Chicago (ot)	31-30
12/30/21	W	Dartmouth	24-23
1/8/24	L	@Purdue	23-24
1/31/25	W	@Chicago	24-23
1/30/26	L	@Chicago	20-21
2/20/26	W	Michigan	32-31
3/8/26	L	@Iowa	17-18
1/18/27	W	Illinois	29-28
12/17/27	W	Muskingum	28-27
3/2/29	L	Michigan	26-27
1/18/30	L	3-@Ashland	27-28
2/21/30	L	3-@Bluffton	27-28
2/22/30	W	Army	31-30
2/2/31	L	@Columbia	29-30
2/16/31	L	Chicago	25-26
2/21/31	L	Minnesota	21-22
12/31/31	L	Vanderbilt	27-28
1/5/32	W	@Illinois	29-28
1/23/32	L	@Northwestern	24-25
2/4/33	L	@Minnesota	24-23
2/18/33	L	Purdue	28-27
12/8/34	W	Ohio University	31-30
1/8/38	L	@Northwestern	34-35
2/4/39	W	@Minnesota	31-30
1/1/40	L	Cornell	28-29
12/30/42	L	@Rochester	52-53
2/19/44	W	@Illinois	54-53
2/9/46	W	Indiana (ot)	53-52
2/1/47	L	Illinois	58-59
2/22/47	W	@Wisconsin	57-56
1/10/49	L	Illinois	63-64
12/28/49	W	4-vs Cornell	43-42
2/6/50	W	@Indiana	56(7)-55(12)
2/13/50	W	@Missouri	47(4)-46
3/9/50	W	Butler	66(2)-65
3/23/50	L	5-CC-NY	55(2)-56
12/15/51	W	Butler	75-74
1/7/52	W	Indiana	73-72(5)
1/21/52	W	Minnesota	59-58
1/29/55	W	Northwestern	91-90(16)
12/26/56	W	6-vs Temple	64-63
1/9/60	W	Indiana	96(7)-95(11)
2/20/60	W	@Michigan State	84(4)-83
2/18/61	W	@Iowa	62(1)-61(9)
3/17/61	W	7-@Louisville	56(1)-55
12/6/63	L	8-vs Duke	75(7)-76(4)
2/3/64	W	Michigan	86-85(2)
3/7/64	L	Michigan State	80-81
12/8/65	W	@Butler	75-74
2/5/66	L	@Illinois	77-78
2/26/66	L	@Northwestern	77-78
12/29/66	W	9-vs Duke	83-82
1/14/67	L	Indiana	80-81
2/11/67	L	Iowa	72-73
2/5/68	W	@Indiana	78-77
3/16/68	W	10-vs Kentucky	82-81(5)
12/16/68	W	@Washington State	75(13)-74
1/24/70	L	@Minnesota	76-77
3/18/71	W	11-vs Marquette	60(10)-59(2)
12/18/74	L	Virginia Tech	71-72
12/30/74	L	12-vs Villanova	86-87
12/22/75	W	Evansville	79-78
1/5/76	L	@Wisconsin (ot)	81-82
1/19/76	W	Illinois	64-63
2/7/76	L	Michigan State (ot)	82-83
12/18/76	L	Washington State	66-67
2/28/77	L	@Michigan State	79-80
12/3/77	L	@Vermont	76-77
11/25/78	L	@Butler	86-87
12/30/78	L	13-vs Rutgers (3ot)	96-97
1/19/80	L	@Michigan (ot)	74(2)-75
1/26/80	L	Wisconsin	71(4)-72
2/23/80	W	Iowa	70(11)-69
11/29/81	W	14-vs Georgetown	47-46(5)
1/14/82	W	@Illinois (ot)	51-50
2/4/82	W	Michigan State (ot)	50-49
2/18/82	W	Michigan	64-63
3/3/83	L	Illinois (ot)	73(14)-74
2/16/84	L	@Northwestern	60-61
12/1/84	W	Arkansas	85-84(17)
12/29/86	W	15-vs Kansas (ot)	79-78(13)
12/19/87	L	Dayton	80-81
1/9/88	L	@Wisconsin	63-64
2/27/88	L	Michigan State (ot)	77-78
2/18/89	L	@Northwestern	69 (16)-70
3/15/90	W	16-vs Providence (ot)	84-83
2/23/91	W	Minnesota	63(2)-62
3/3/91	W	Michigan State	65(2)-64
12/15/94	W	Tenn.-Chattanooga (ot)	84-83
1/17/96	W	Northwestern	72-71
3/1/97	L	@Penn State	55-56
1/18/03	L	Wisconsin	52-53
3/15/03	W	17-vs. Michigan State	55-54
11/26/03	W	18-vs. Villanova	67-66
3/7/04	L	Illinois	63-64(18)
3/6/05	W	Illinois	65-64(1)
3/11/06	W	19-vs. Indiana	52(7)-51
2/25/07	W	Wisconsin	49(2)-48(1)
3/22/07	W	20-vs. Tennessee	85(1)-84(22)
3/12/10	W	21-vs. Michigan	69(5)-68
1/29/11	W	@Northwestern	58(1)-57
1/29/14	L	Penn State	70(24)-71
2/1/14	W	@Wisconsin	59(24)-58(14)
3/20/14	L	22-vs. Dayton	59(22)-60
1/5/17	L	Purdue	75-76(20)
1/18/17	W	@Nebraska	67-66
2/18/17	L	Nebraska	57-58
2/28/17	W	@Penn State	71-70
11/26/17	L	23-vs. Butler	66-67
2/7/18	W	@Purdue	64(14)-63(3)
3/2/18	L	24-vs. Penn State	68(13)-69

(#) indicates *AP* ranking

OSU IN ONE-POINT GAMES (71-61)

Home	33-27 (.550)
Away	23-24 (.489)
Neutral	15-10 (.600)
Totals	**71-61 (.538)**

1 at Daily News
2 at Dayton, Ohio
3 Game played by "B" team
4 MSU Holiday Classic, East Lansing, Mich.
5 at NCAA Eastern Regionals, New York
6 ECAC Holiday Tournament, New York
7 at NCAA Mideast Regionals, Louisville, Ky.
8 Centennial B-ball Classic, Morgantown, W.Va.
9 at Greensboro, N.C.
10 at NCAA Mideast Regionals, Lexington, Ky.
11 NCAA Mideast Regionals, Athens, Ga.
12 at Rainbow Classic, Honolulu, Hawai'i
13 ECAC Holiday Tournament, New York
14 Great Alaska Shootout, Anchorage, Alaska
15 Rainbow Classic, Honolulu
16 NCAA 1st Round, Salt Lake City, Utah
17 at Big Ten Tournament, Chicago
18 at Maui Invitational, Maui, Hawai'i
19 at Big Ten Tournament, Indianapolis
20 NCAA South Regional, San Antonio, Texas
21 at Big Ten Tournament, Indianapolis
22 NCAA 2nd Round, Buffalo, N.Y.
23-PK80, Portland, Oregon
24-at Big Ten Tournament, New York

Keita Bates-Diop

OSU IN ONE-POINT GAMES

HOME (33-27)

Date	W/L	Opponent	Score(#)
2/7/00	W	Circleville	14-13
2/9/01	L	Circleville	7-8
1/17/06	W	Ohio Medical University	8-7
2/13/08	L	Western Reserve	19-20
1/14/11	W	Denison	33-32
2/10/12	L	Rochester	24-25
2/13/15	W	Oberlin	23-22
1/23/17	W	Ohio Wesleyan	23-22
12/11/20	W	Wittenberg	27-26
12/15/20	L	Ohio Wesleyan	33-34
12/31/20	W	Cornell	33-22
12/30/21	W	Dartmouth	24-23
2/20/26	W	Michigan	32-31
1/18/27	W	Illinois	29-28
12/17/27	W	Muskingum	28-27
3/2/29	L	Michigan	26-27
2/22/30	W	Army	31-30
2/16/31	L	Chicago	25-26
2/21/31	L	Minnesota	21-22
12/31/31	L	Vanderbilt	27-28
2/18/33	L	Purdue	28-27
12/8/34	W	Ohio University	31-30
1/1/40	L	Cornell	28-29
2/9/46	W	Indiana (ot)	53-52
2/1/47	L	Illinois	58-59
1/10/49	L	Illinois	63-64
3/9/50	W	Butler	66(2)-65
12/15/51	W	Butler	75-74
1/7/52	W	Indiana	73-72(5)
1/21/52	W	Minnesota	59-58
1/29/55	W	Northwestern	91-90(16)
1/9/60	W	Indiana	96(7)-95(11)
2/3/64	W	Michigan	86-85(2)
3/7/64	L	Michigan State	80-81
1/14/67	L	Indiana	80-81
2/11/67	L	Iowa	72-73
12/18/74	L	Virginia Tech	71-72
12/22/75	W	Evansville	79-78
1/19/76	W	Illinois	64-63
2/7/76	L	Michigan State (ot)	82-83
12/18/76	L	Washington State	66-67
1/26/80	L	Wisconsin	71(4)-72
2/23/80	W	Iowa	70(11)-69
2/4/81	W	Michigan State (ot)	50-49
2/18/82	W	Michigan	64-63
3/3/83	L	Illinois (ot)	73(14)-74
12/1/84	W	Arkansas	85-84(17)
12/19/87	L	Dayton	80-81
2/27/88	L	Michigan State (ot)	77-78
2/23/91	W	Minnesota	63(2)-62
3/3/91	W	Michigan State	65(2)-64
12/15/94	W	Tenn-Chattanooga (ot)	84-83
1/17/96	W	Northwestern	72-71
1/18/03	L	Wisconsin	52-53
3/7/04	L	Illinois	63-64(18)
3/6/05	W	Illinois	65-64(1)
2/25/07	W	Wisconsin	49(2)-48(1)
1/29/14	L	Penn State	70(24)-71
1/5/17	L	Purdue	75-76(20)
2/18/17	L	Nebraska	57-58

(#) indicates *AP* ranking

AWAY (23-24)

Date	W/L	Opponent	Score(#)
2/16/07	L	@Wooster	28-29
2/9/15	W	@Iowa	17-16
12/29/15	W	@Piqua	33-32
12/23/16	L	@Miami (Ohio)	23-24
1/2/17	W	@Detroit YMCA	25-24
2/3/17	L	@Minnesota	24-25
2/7/19	W	@Indiana	22-21
2/28/20	L	@Indiana	16-17
2/19/21	W	@Chicago (ot)	31-30
1/8/24	L	@Purdue	23-24
1/31/25	W	@Chicago	24-23
1/30/26	L	@Chicago	20-21
3/8/26	L	@Iowa	17-18
2/2/31	L	@Columbia	29-30
1/5/32	W	@Illinois	29-28
1/23/32	L	@Northwestern	24-25
2/4/33	L	@Minnesota	24-23
1/8/38	L	@Northwestern	34-35
2/4/39	W	@Minnesota	31-30
12/30/42	L	@Rochester	52-53
2/19/44	W	@Illinois	54-53
2/22/47	W	@Wisconsin	57-56
2/6/50	W	@Indiana	56(7)-55(12)
2/13/50	W	@Missouri	47(4)-46
2/20/60	W	@Michigan State	84(4)-83
2/18/61	W	@Iowa	62(1)-61(9)
12/8/65	W	@Butler	75-74
2/5/66	L	@Illinois	77-78
2/26/66	L	@Northwestern	77-78
2/5/68	W	@Indiana	78-77
12/16/68	W	@Washington State	75(13)-74
1/24/70	L	@Minnesota	76-77
1/5/76	L	@Wisconsin (ot)	81-82
2/28/77	L	@Michigan State	79-80
12/3/77	L	@Vermont	76-77
11/25/78	L	@Butler	86-87
1/19/80	L	@Michigan (ot)	74(2)-75
1/14/81	W	@Illinois (ot)	51-50
2/16/84	L	@Northwestern	60-61
1/9/88	L	@Wisconsin	63-64
2/18/89	L	@Northwestern	69 (16)-70
3/1/97	L	@Penn State	55-56
1/29/11	W	@Northwestern	58(1)-57
2/1/14	W	@Wisconsin	59(24)-58(14)
1/18/17	W	@Nebraska	67-66
2/28/17	W	@Penn State	71-70
2/7/18	W	@Purdue	64(14)-63(3)

NEUTRAL (15-10)

Date	W/L	Opponent	Score(#)
1/3/13	W	1-vs Wooster	27-26
12/17/15	L	2-vs St. Mary's	23-24
1/18/30	L	3-@Ashland	27-28
2/21/30	L	3-@Bluffton	27-28
12/28/49	W	4-vs Cornell	43-42
3/23/50	L	5-CC-New York	55(2)-56
12/26/56	W	6-vs Temple	64-63
3/17/61	W	7-@Louisville	56(1)-55
12/6/63	L	8-vs Duke	75(7)-76(4)
12/29/66	W	9-vs Duke	83-82
3/16/68	W	10-vs Kentucky	82-81(5)
3/18/71	W	11-vs Marquette	60(10)-59(2)
12/30/74	L	12-vs Villanova	86-87
12/30/78	L	13-vs Rutgers (3ot)	96-97
11/29/81	W	14-vs Georgetown	47-46(5)
12/29/86	W	15-vs Kansas (ot)	79-78(13)
3/15/90	W	16-vs Providence (ot)	84-83
3/15/03	W	17-vs. Michigan State	55-54
11/26/03	W	18-vs. Villanova	67-66
3/11/06	W	19-vs. Indiana	52(7)-51
3/22/07	W	20-vs. Tennessee	85(1)-84(22)
3/12/10	W	21-vs. Michigan	69(5)-68
3/20/14	L	22-vs. Dayton	59(22)-60
11/26/17	L	23-vs. Butler	66-67
3/2/18	L	24-vs. Penn State	68(13)-69

OSU IN OVERTIME GAMES

OSU IN OVERTIME GAMES (46-55)	
Home	21-21 (.500)
Away	18-22 (.450)
Neutral	7-12 (.368)
Totals	**46-55 (.455)**
Record In 1 Overtime Games	37-46
Record In 2 Overtime Games	8-7
Record In 3 Overtime Games	1-2

Date	W/L	Opponent	Score (AP) OSU-Opp.
3/4/11	W	Oberlin	37-33
2/19/21	W	@Chicago	31-30
2/4/28	W	@Minnesota (2ot)	42-40
12/31/30	L	@Pittsburgh	33-38
2/15/30	L	Purdue	25-27
2/13/33	W	@Illinois	31-29
1/7/35	W	@Michigan	33-30
2/8/37	L	@Wisconsin	33-35
2/4/39	W	@Minnesota	31-30
12/23/44	L	@Kentucky	48-53
12/30/44	W	@Michigan	44-41
3/24/45	L	1-vs New York	65-70
2/9/46	W	Indiana	53-52
12/18/48	L	Oklahoma	55-64
1/8/55	L	@Michigan	81-88
1/14/56	W	Wisconsin (2ot)	100(7)-98
12/7/57	L	Butler	73-77
3/25/61	L	2-vs Cincinnati	65(1)-70(2)
12/31/63	L	@St. Louis (2ot)	89-91
3/9/63	L	@Indiana	85(3)-87
12/30/64	L	Duke (2ot)	89-94(8)
2/8/64	W	@Indiana	98-96
1/31/66	W	Wisconsin	87-81
1/13/68	L	@Iowa	72-74
2/1/69	L	@Purdue	85(12)-95(14)
12/28/70	L	3-vs Stanford	74-78
3/20/71	L	4-vs W. Kentucky	78(10)-81(7)
12/4/72	W	@Notre Dame	81(10)-75
12/3/73	L	Notre Dame	72-76(8)
2/11/74	L	Michigan State	67-75
2/25/74	W	@Northwestern	72-69
2/22/75	L	@Illinois	78-83
1/5/76	L	@Wisconsin	81-82
2/7/76	L	Michigan State	82-83
2/14/77	L	Iowa	70-74
2/26/77	W	Wisconsin	82-80
12/17/77	W	@Washington State	79-73
12/28/77	L	5-vs Georgia	80-84
2/23/78	W	Minnesota	94-87(19)
12/29/78	W	6-vs Duke	90-84(1)
12/30/78	L	6-vs Rutgers (3ot)	96-97
1/13/79	W	@Illinois	69-66(4)
1/27/79	W	Indiana	66(10)-63
2/1/79	L	@Michigan State	79(7)-84(15)
1/17/80	W	Minnesota	75(2)-70
1/19/80	L	@Michigan	74(2)-75
3/2/80	L	@Indiana	73(10)-76(13)
12/30/80	W	West Virginia (2ot)	70-67
3/5/81	W	Purdue (3ot)	93-92
1/14/82	W	@Illinois	51-50
1/21/82	L	Purdue	60-66
1/23/82	W	Northwestern (2ot)	59-57
1/28/82	L	@Michigan	60-62
2/4/82	W	Michigan State	50-49
2/6/82	L	Iowa	65-69(5)
12/11/82	L	West Virginia (2ot)	67-69
1/27/83	W	@Iowa (2ot)	89-83(14)
2/2/83	L	Minnesota (2ot)	80-89(17)
2/24/83	L	@Michigan St.(3ot)	94(15)-101
3/3/83	L	Illinois	73(14)-74
12/17/83	W	Ohio University	73-69
12/14/85	L	7-vs Arkansas	70(20)-79
1/11/86	W	@Northwestern	79-77
12/29/86	W	8-vs Kansas	79-78(13)
2/27/88	L	Michigan State	77-78
3/23/89	L	9-St. John's	80-83
2/4/90	W	Louisville	91-88(10)
3/15/90	W	10-vs Providence	84-83
2/17/91	W	Indiana (2ot)	97(2)-95(4)
12/21/91	L	@Southern California	77(7)-79
3/29/92	L	11-vs Michigan	71(3)-75(15)
2/23/93	W	Indiana	81-77(1)
1/13/94	L	@Michigan	75-86(10)
2/2/94	L	@Indiana	83-87
12/15/94	W	Tennessee-Chattanooga	84-83
3/9/97	L	Michigan	81-86
2/28/97	L	Penn State	85-89
2/27/99	L	@Penn State	85(10)-98
11/24/04	L	12-vs. Creighton	63-65
1/15/05	L	@LSU (2ot)	101-113
1/19/05	L	Minnesota	56-60
11/22/05	W	Butler	79-69
1/15/06	L	Michigan State (2ot)	59(19)-62(14)
3/17/07	W	13-vs. Xavier	78(1)-71
2/3/09	W	Purdue	80-72(12)
3/20/09	L	14-vs. Siena (2ot)	72-74
3/13/10	W	15-vs. Illinois (2ot)	88(5)-81
3/11/11	W	16-vs. Northwestern	67(1)-61
2/5/13	L	@Michigan	74(10)-76(3)
1/7/14	L	@Michigan State	68(3)-72(5)
1/29/14	L	Penn State	70(24)-71
1/6/15	W	@Minnesota	74(22)-72
3/19/15	W	17-vs. Virginia Commonwealth	75-72(25)
11/27/15	L	18-vs. Memphis	76-81
1/28/16	W	@Illinois	68-63
2/20/16	W	@Nebraska	65-62
3/15/16	W	19-Akron	72-63
12/6/16	L	Florida Atlantic	77-79
11/26/17	L	20-vs. Butler (ot)	66-67
2/23/18	W	@Indiana (2ot)	80(16)-78

1-NCAA Final Four, New York // 2-NCAA Final Four, Kansas City, Mo. // 3-Far West Classic, Portland, Ore. // 4-NCAA Mideast Regionals, Athens, Ga.// 5-Holiday Classic, Louisville, Ky. // 6-ECAC Holiday Tournament, New York // 7-at Pine Bluff, Ark. //8-Rainbow Classic, Honolulu //9-NIT 3rd round, Columbus // 10-NCAA 1st Round, Salt Lake City, Utah // 11-NCAA Midwest Regionals, Lexington, Ky. // 12-Guardians Classic, Kansas City, Mo. // 13-NCAA 2nd Round, Lexington, Ky. // 14-NCAA 1st Round, Dayton, Ohio // 15-Big Ten Tournament, Indianapolis // 16-Big Ten Tournament, Indianapolis // 17-NCAA 2nd Round, Portland, Ore. //18-Hall of Fame Classic, Miami, Florida // 19-NIT Second Round, Columbus, Ohio // 20-PK80, Portland, Oregon

HOME OT GAMES (21-21)

Date	W/L	Opponent	Score (AP) OSU-Opp.
3/4/11	W	Oberlin	37-33
2/15/30	L	Purdue	25-27
2/9/46	W	Indiana	53-52
12/18/48	L	Oklahoma	55-64
1/14/56	W	Wisconsin (2ot)	100(7)-98
12/7/57	L	Butler	73-77
12/30/64	L	Duke (2ot)	89-94(8)
1/31/66	W	Wisconsin	87-81
12/3/73	L	Notre Dame	72-76(8)
2/11/74	L	Michigan State	67-75
2/7/76	L	Michigan State	82-83
2/14/77	L	Iowa	70-74
2/26/77	W	Wisconsin	82-80
2/23/78	W	Minnesota	94-87(19)
1/27/79	W	Indiana	66(10)-63
1/17/80	W	Minnesota	75(2)-70
12/30/80	W	West Virginia (2ot)	70-67
3/5/81	W	Purdue (3ot)	93-92
1/21/82	L	Purdue	60-66
1/23/82	W	Northwestern (2ot)	59-57
2/4/82	W	Michigan State	50-49
2/6/82	L	Iowa	65-69(5)
12/11/82	L	West Virginia (2ot)	67-69
2/2/83	L	Minnesota	80-89(17)
3/3/83	L	Illinois	73(14)-74
12/17/83	W	Ohio University	73-69
2/27/88	L	Michigan State	77-78
3/23/89	L	9-St. John's	80-83
2/4/90	W	Louisville	91-88(10)
2/17/91	W	Indiana (2ot)	97(2)-95(4)
2/23/93	W	Indiana	81-77(1)
12/15/94	W	Tennessee-Chattanooga	84-83
3/9/97	L	Michigan	81-86
1/4/03	L	Louisville	64-72(24)
1/19/05	L	Minnesota	56-60
11/22/05	W	Butler	79-69
1/15/06	L	Michigan State (2ot)	59(19)-62(14)
3/4/08	W	Purdue	80-77(15)
2/3/09	W	Purdue	80-72(12)
1/29/14	L	Penn State	70(24)-71
3/15/16	W	19-Akron	72-63
12/6/16	L	Florida Atlantic	77-79

NEUTRAL OT GAMES (7-12)

Date	W/L	Opponent	Score (AP) OSU-Opp.
3/24/45	L	1-vs New York	65-70
3/25/61	L	2-vs Cincinnati	65(1)-70(2)
12/28/70	L	3-vs Stanford	74-78
3/20/71	L	4-vs W. Kentucky	78(10)-81(7)
12/28/77	L	5-vs Georgia	80-84
12/29/78	W	6-vs Duke	90-84(1)
12/30/78	L	6-vs Rutgers (3ot)	96-97
12/14/85	L	7-vs Arkansas	70(20)-79
12/29/86	W	8-vs Kansas	79-78(13)
3/15/90	W	10-vs Providence	84-83
3/29/92	L	11-vs Michigan	71(3)-75(15)
11/24/04	L	12-vs. Creighton	63-65
3/17/07	W	13-vs. Xavier	78(1)-71
3/20/09	L	14-vs. Siena (2ot)	72-74
3/13/10	W	15-vs. Illinois (2ot)	88(5)-81
3/11/11	W	16-vs. Northwestern	67(1)-61
3/19/15	W	17-vs. Virginia Commonwealth	75-72(25)
11/27/15	L	18-vs. Memphis	76-81
11/26/17	L	20-vs. Butler (ot)	66-67

AWAY OT GAMES (18-22)

Date	W/L	Opponent	Score (AP) OSU-Opp.
2/19/21	W	@Chicago	31-30
2/4/28	W	@Minnesota (2ot)	42-40
12/31/30	L	@Pittsburgh	33-38
2/13/33	W	@Illinois	31-29
1/7/35	W	@Michigan	33-30
2/8/37	L	@Wisconsin	33-35
2/4/39	W	@Minnesota	31-30
12/23/44	L	@Kentucky	48-53
12/30/44	W	@Michigan	44-41
1/8/55	L	@Michigan	81-88
12/31/63	L	@St. Louis (2ot)	89-91
3/9/63	L	@Indiana	85(3)-87
2/8/64	W	@Indiana	98-96
1/13/68	L	@Iowa	72-74
2/1/69	L	@Purdue	85(12)-95(14)
12/4/72	W	@Notre Dame	81(10)-75
2/25/74	W	@Northwestern	72-69
2/22/75	L	@Illinois	78-83
1/5/76	L	@Wisconsin	81-82
12/17/77	W	@Washington State	79-73
1/13/79	W	@Illinois	69-66(4)
2/1/79	L	@Michigan State	79(7)-84(15)
1/19/80	L	@Michigan	74(2)-75
3/2/80	L	@Indiana	73(10)-76(13)
1/14/82	W	@Illinois	51-50
1/28/82	L	@Michigan	60-62
1/27/83	W	@Iowa (2ot)	89-83(14)
2/24/83	L	@Michigan St.(3ot)	94(15)-101
1/11/86	W	@Northwestern	79-77
12/21/91	L	@Southern California	77(7)-79
1/13/94	L	@Michigan	75-86(10)
2/2/94	L	@Indiana	83-87
2/27/99	L	@Penn State	85(10)-98
1/15/05	L	@LSU (2ot)	101-113
2/5/13	L	@Michigan	74(10)-76(3)
1/7/14	L	@Michigan State	68(3)-72(5)
1/6/15	W	@Minnesota	74(22)-72
1/28/16	W	@Illinois	68-63
2/20/16	W	@Nebraska	65-62
2/23/18	W	@Indiana (2ot)	80(16)-78

OSU ALL-TIME DOUBLE-DOUBLES

An Ohio State player has recorded at least one double-double, a combination of 10 or more points, rebounds, assists, steals or blocks, in 908 games since 1955-56, the first season in which rebound totals for every game are available for OSU players. The NCAA has been compiling statistics for assists since 1984 and blocked shots and steals since 1986. Ohio State has five triple-doubles in its history, the first was a 27-point, 11-rebound, 10-assist effort by Dennis Hopson in a 96-75 win over Ohio Dec. 6, 1986. Evan Turner recorded a pair of triple-doubles as a junior in 2009-10 and D'Angelo Russell record one as a freshman in 2015. Another rookie, JaQuan Lyle in 2016, recorded a triple double vs. Rutgers in Columbus.

Ohio State Team Double-Double Records

Games with	W	L	OSU W%	Total
1 or more	634	274	.698	908
2 or more	145	51	.740	196
3 D-Ds	14	1	.933	15

Ohio State Individual Triple-Doubles Record

	Pts.	Rebs.	Asts.
Dennis Hopson	27	11	10
12/6/86, 95-75 win vs. Ohio University			
St. John Arena, Columbus, Ohio			
Evan Turner	14	17	10
11/9/09, 100-60 win vs. Alcorn State			
Value City Arena, Columbus, Ohio			
Evan Turner	16	10	11
11/28/09, 84-64 win vs. Lipscomb			
Value City Arena, Columbus, Ohio			
D'Angelo Russell	23	11	11
2/8/15, 79-60 win at Rutgers			
Rutgers Athletic Center, Piscataway, N.J.			
JaQuan Lyle	16	12	11
1/13/16, 94-68 win vs. Rutgers			
Value City Arena, Columbus, Ohio			

Ohio State Individual Double-Double Records

A total of 117 men's basketball players have recorded at least one double-double during their Ohio State careers. Jerry Lucas heads that list with a remarkable 78 games with at least 10 points and 10 rebounds. He played in a total of 82 games as a Buckeye. In the four games in which he did not record a double-double, he scored nine points twice (with 10+ rebs.) and recorded nine rebounds once with an eight-rebound game in the other while scoring 10+ points. He had 26 double-doubles in each of his three eligible seasons as a Buckeye from 1960-62.

Rk.	Name	Total	Years
1.	Lucas, Jerry	78	1960-62
2.	Williams, Herb	59	1978-81
3.	Hosket, Bill	51	1966-68
	Witte, Luke	51	1971-73
5.	Howard, Frank	49	1956-58
6.	Kellogg, Clark	43	1980-82
7.	Bradds, Gary	38	1962-64
8.	Sellers, Brad	37	1985-86
	Sorenson, Dave	37	1968-70
10.	Jared Sullinger	35	2010-11
11.	Carter, Perry	30	1988-91
12.	Evan Turner	27	2008-10
	Havlicek, John	27	1960-62
14.	Huston, Larry	25	1957-59
15.	Taylor, Craig	23	1973-76
16.	Keita Bates Diop	19	2015-18
	Sepic, Ron	19	1965-67
18.	Dials, Terence	18	2002/04-06
	Andreas, Bill	18	1973-75
	Campbell, Tony	18	1981-84
21.	Hopson, Dennis	17	1984-87
	Wenner, Steven	17	1973-75
23.	Cleamons, Jim	16	1969-71
	Jackson, Wardell	16	1972-74
25.	Jae'Sean Tate	14	2015-18
	Trevor Thompson	14	2016-17
	Greg Oden	14	2007
	Dove, Robert	14	1964-66
29.	Sidle, Kenneth	12	1957-58
30.	Funderburke, L.	11	1992-94
	Redd, Michael	11	1998-2000
	Roberts, Joe	11	1958-60
	Stonerook, Shaun	11	1996-97
34.	Doughty, Jim	10	1962-63
	Shaffer, Jim	10	1963-65

There have been 41 seasons in Ohio State history in which a Buckeye has recorded 10 or more double-doubles. Jerry Lucas and Brad Sellers own the record for double doubles in a single season with 26. Lucas recorded 26 in each of three seasons at Ohio State (1960-62). Sellers tied the record in 1986 as a senior. Jared Sullinger tied an OSU freshman record held by Herb Williams (1977-78) with 18 D-Ds in 2010-11.

Single Season Double-Double Totals

Rk.	Tot.	Name	Yr.	Season
1.	26	Jerry Lucas	So.	1959-60
	26	Jerry Lucas	Jr.	1960-61
	26	Jerry Lucas	Sr.	1961-62
	26	Brad Sellers	Sr.	1985-86
5.	22	Luke Witte	So.	1970-71
6.	20	Gary Bradds	Sr.	1963-64
	20	Bill Hosket	Sr.	1967-68
	20	Herb Williams	So.	1978-79
	20	Clark Kellogg	So.	1981-82
10.	18	Jared Sullinger	Fr.	2010-11
	18	Gary Bradds	Jr.	1962-63
	18	Herb Williams	Fr.	1977-78
13.	17	Jared Sullinger	So.	2011-12
	17	Frank Howard	Jr.	1956-57
	17	Frank Howard	Sr.	1957-58
	17	Bill Hosket	So.	1965-66
	17	Luke Witte	Jr.	1971-72
18.	16	Evan Turner	Jr.	2009-10
	16	Clark Kellogg	Jr.	1980-81
20.	15	Frank Howard	So.	1955-56
21.	14	Greg Oden	Fr.	2006-07
	14	Bill Hosket	Jr.	1966-67
	14	Herb Williams	Jr.	1979-80
24.	13	Keita Bates-Diop	RS-Jr	2017-18
	13	John Havlicek	Sr.	1961-62
	13	Dave Sorenson	So.	1967-68
	13	Dave Sorenson	Jr.	1968-69
	13	Craig Taylor	Jr.	1974-75
29.	12	Luke Witte	Sr.	1972-73
	12	Dennis Hopson	Sr.	1986-87
31.	11	Trevor Thompson	Jr.	2016-17
	11	Robert Dove	Sr.	1965-66
	11	Dave Sorenson	Sr.	1969-70
	11	Bill Andreas	Sr.	1974-75
	11	Brad Sellers	Jr.	1984-85
36.	10	Larry Huston	Sr.	1958-59
	10	Jim Doughty	Sr.	1962-63
	10	Ron Sepic	So.	1964-65
	10	Steven Wenner	Jr.	1973-74
	10	Tony Campbell	Jr.	1982-83
	10	Perry Carter	Sr.	1990-91

It is again Jerry Lucas who holds the top spots at Ohio State for consecutive games with at least 10 or more points and rebounds. His record of 38-consecutive games with a double-double began Jan. 23, 1960 with 27 points and 13 rebounds in an 85-71 win at Purdue. The final game of the streak was a 27-point, 12-rebound effort in a 95-66 win at Illinois March 11, 1961. He scored nine points and grabbed 18 rebounds on March 17 that year against Louisville in the 1961 NCAA Mideast Regionals in Louisville, Ky., to end 38-consecutive games in which he played with at least 10 or more points and rebounds. A 24-game double-double streak began the next time out with 33 points and 30 rebounds vs. Kentucky (3/18/61) and ended the following year at Iowa (2/26/62) with 27 points and nine rebounds.

Rk.	Streak	Name (Dates)
1.	38	Jerry Lucas (Jan. 23, 1960-March 11, 1961)
2.	24	Jerry Lucas (March 18, 1961-Feb. 24, 1962)
3.	12	Gary Bradds (Dec. 6, 1963-Jan. 25, 1964)
	12	Luke Witte (Feb. 9-Dec. 1, 1971)
5.	11	Jerry Lucas (Dec. 1, 1959-Jan. 9, 1960)
6.	9	Frank Howard (Dec. 1, 1955-Jan. 5 1956)
	9	Frank Howard (Jan. 1-Feb. 1, 1958)
	9	Bill Hosket (Dec. 23, 1965-Jan. 31, 1966)
	9	Bill Hosket (Dec. 27, 1967-Jan. 29, 1968)
	9	Brad Sellers (Dec. 5, 1985-Jan. 9, 1986)

- **Ohio State's Last Win with D-D:** Keita Bates-Diop (24/12) vs. South Dakota State (3/15/18, 81-73)
- **Last Loss with a D-D:** Jae'Sean Tate (20/15) at michigan (2/18/18, 62-74)
- **Last win with 2 D-Ds:** Keita Bates-Diop (35/13); Kaleb Wesson (10/10) vs. Illinois (2/4/18, 75-67)
- **Last loss with 2 D-Ds:** Evan Turner (16/11) and Kosta Koufos (18/11) at Michigan (2/17/08, 80-70)
- **Last win with 3 D-Ds:** Kosta Koufos (12/12), Othello Hunter (13/10) and Jamar Butler (22/12 assts.) vs. UMBC (12/29/07, 92-83)
- **Last Loss with 3 D-Ds:** Frank Howard (15/10), Kenneth Sidle (16/11) and Larry Huston (13/10) vs. Texas A&M (12/14/57, 69-72)
- **Last home win with a D-D:** Keita Bates-Diop (35/13); Kaleb Wesson (10/10) vs. Illinois (2/4/18, 75-67)
- **Last home loss with a D-D:** Jae'Sean Tate (17/10) vs. Penn State (1/25/18, 79-82)
- **Last home win with 2 D-Ds:** Keita Bates-Diop (35/13); Kaleb Wesson (10/10) vs. Illinois (2/4/18, 75-67)
- **Last home loss with 2 D-Ds:** Perry Carter (20/11) and Grady Mateen (18/10) vs. Indiana (3/1/89, 66-73)
- **Last home win with 3 D-Ds:** Kosta Koufos (12/12), Othello Hunter (13/10) and Jamar Butler (22/12asts.) vs. UMBC (12/29/07, 92-83)

Note: Numbers following player names in () are points/rebounds unless otherwise indicated.

Ohio State Game-by-Game Big Ten Tournament Statistics (1997-98 to 2017-18)

			OSU-OPP	Score		Team Stats															Opp	
Date	Opp (AP)	W/L	Seeds	Pts	Opp	FGM	FGA	FG%	3PM	3PA	3P%	FTM	FTA	FT%	Off	Def	Reb	A	TO	PF	Stl	BS
3/5/1998	Indiana	L	11-6	71	78	27	64	.422	5	14	.357	12	19	.632	16	22	38	16	11	26	4	1
3/5/1999	*Michigan-W*			*87*	*69*	*30*	*65*	*.462*	*5*	*15*	*.333*	*22*	*33*	*.667*	*17*	*27*	*44*	*19*	*13*	*26*	*3*	*7*
3/6/1999	*Illinois-L*			*77*	*79*	*27*	*66*	*.409*	*8*	*24*	*.333*	*15*	*23*	*.652*	*20*	*20*	*40*	*19*	*18*	*22*	*8*	*3*
3/10/2000	Penn State	L	1-9	66	71	26	68	.382	4	26	.154	10	14	.714	21	20	41	17	14	16	10	0
3/9/2001	*Iowa-L*			*66*	*75*	*18*	*46*	*.391*	*3*	*10*	*.300*	*27*	*39*	*.692*	*10*	*26*	*36*	*10*	*16*	*31*	*4*	*7*
3/8/2002	*Michigan-W*			*75*	*68*	*26*	*54*	*.481*	*6*	*13*	*.462*	*17*	*22*	*.773*	*11*	*23*	*34*	*19*	*11*	*19*	*5*	*2*
3/9/2002	*Illinois(10)-W*			*94*	*88*	*30*	*53*	*.566*	*7*	*16*	*.438*	*27*	*36*	*.750*	*9*	*20*	*29*	*14*	*12*	*23*	*3*	*3*
3/10/2002	*Iowa-W*			*81*	*64*	*27*	*56*	*.482*	*9*	*22*	*.409*	*18*	*25*	*.720*	*7*	*21*	*28*	*17*	*8*	*19*	*3*	*3*
3/13/2003	Iowa	W	8-9	66	64	23	54	.426	4	14	.286	16	23	.696	13	20	33	14	10	17	3	6
3/14/2003	Wisconsin(18)	W	8-1	58	50	21	46	.457	5	9	.556	11	14	.786	8	25	33	10	11	17	6	3
3/15/2003	Michigan St.	W	8-5	55	54	16	41	.390	5	10	.500	18	26	.692	7	25	32	11	15	19	6	4
3/16/2003	Illinois(13)	L	8-2	59	72	20	55	.364	8	18	.444	11	14	.786	11	25	36	13	11	17	5	3
3/11/2004	Indiana	L	9-8	69	83	23	42	.548	5	14	.357	18	24	.750	6	19	25	12	14	21	5	2
3/10/2005	Penn State	W	8-11	72	69	24	59	.407	11	31	.355	13	21	.619	10	19	29	17	12	23	4	0
3/11/2005	Wisconsin(23)	L	8-3	49	60	21	61	.344	2	20	.100	5	6	.833	10	26	36	11	11	16	6	2
3/10/2006	Penn State	W	1-8	63	56	22	55	.400	10	30	.333	9	15	.600	14	27	41	18	12	13	8	2
3/11/2006	Indiana	W	1-5	52	51	19	58	.328	5	27	.185	9	12	.750	12	31	43	13	11	15	4	3
3/12/2006	Iowa(20)	L	1-2	60	67	22	53	.415	6	28	.214	10	17	.588	5	23	28	9	8	17	2	2
3/9/2007	Michigan	W	1-8	72	62	26	52	.500	4	13	.308	16	22	.727	6	19	25	12	5	18	2	1
3/10/2007	Purdue	W	1-5	63	52	23	64	.359	4	13	.308	13	21	.619	21	28	49	14	8	13	1	3
3/11/2007	Wisconsin(3)	W	1-2	66	49	25	56	.446	6	16	.375	10	15	.667	10	21	31	13	10	7	4	3
3/14/2008	Michigan St.(19)	L	5-4	60	67	23	55	.418	5	18	.278	9	14	.643	11	25	36	13	11	19	8	6
3/13/2009	Wisconsin	W	5-4	61	57	19	38	.500	5	11	.455	18	27	.667	4	25	29	11	11	18	6	2
3/14/2009	Michigan St.(7)	W	5-1	82	70	25	47	.532	9	16	.563	23	29	.793	7	26	33	16	15	17	9	1
3/15/2009	Purdue(24)	L	5-3	61	65	22	51	.431	7	17	.412	10	14	.714	5	28	33	10	12	17	8	7
3/12/2010	Michigan	W	1-8	69	68	27	52	.519	7	12	.583	8	10	.800	7	16	23	15	11	15	5	1
3/13/2010	Illinois	W	1-5	88	81-2OT	32	67	.478	9	25	.360	15	24	.625	11	30	41	13	18	13	13	4
3/14/2010	Minnesota	W	1-6	90	61	34	59	.576	12	22	.545	10	15	.667	12	25	37	16	10	18	8	5
3/11/2011	Northwestern	W	1-8	67	61-OT	19	59	.322	3	15	.200	26	32	.813	21	27	48	3	7	16	2	6
3/12/2011	Michigan	W	1-4	68	61	25	54	.463	5	14	.357	13	23	.565	12	27	39	11	9	13	4	2
3/13/2011	Penn State	W	1-6	71	60	26	51	.510	7	16	.438	12	20	.600	9	24	33	14	7	9	3	2
3/9/2012	Purdue	W	3-6	88	71	37	61	.607	4	16	.250	10	14	.714	7	32	39	16	7	15	4	1
3/10/2012	Michigan(10)	W	3-2	77	55	31	63	.492	5	14	.357	10	14	.714	13	24	37	14	11	17	6	2
3/11/2012	Michigan St.(8)	L	3-1	64	68	25	63	.397	4	17	.235	10	15	.667	18	25	43	6	10	17	3	5
3/15/2013	Nebraska	W	2-10	71	50	26	44	.591	9	17	.529	10	14	.714	3	22	25	20	12	11	5	3
3/16/2013	Michigan St.(8)	W	2-3	61	58	24	57	.421	7	24	.292	6	12	.500	11	21	32	17	5	11	3	5
3/17/2013	Wisconsin(22)	W	2-4	50	43	20	52	.385	1	16	.063	9	12	.750	12	27	39	8	9	12	4	3
3/13/2014	Purdue	W	5-12	63	61	23	64	.359	1	14	.071	16	25	.640	20	23	43	9	12	16	6	7
3/14/2014	Nebraska	W	5-4	71	67	25	55	.455	4	18	.222	17	28	.607	14	29	43	12	15	21	7	2
3/15/2014	Michigan(8)	L	5-1	69	72	27	56	.482	7	19	.368	8	12	.667	9	22	31	17	11	18	7	3
3/12/2015	Minnesota	W	6-11	79	73	26	52	.500	5	19	.263	22	28	.786	11	24	35	17	15	16	6	3
3/13/2015	Michigan St.	L	6-3	67	76	23	58	.397	7	19	.368	14	20	.700	12	26	38	16	12	18	6	8
3/10/2016	PSU	W	7-10	79	75	24	55	.436	5	14	0.357	26	39	0.667	15	26	41	9	12	18	5	3
3/11/2016	MSU(2)	L	7-2	54	81	23	54	.426	1	11	0.091	7	11	0.636	9	20	29	8	14	16	10	4
03/08/2017	Rutgers	L	11-14	57	66	18	45	.400	6	20	.300	15	28	.536	7	24	31	13	14	16	4	3
3/2/2018	Penn State	L	2-7	68	69	26	59	.441	8	23	.348	8	11	.727	11	22	33	16	8	18	4	7

Games in Italic vacated by NCAA

	Offensive Totals																		Opp	
	Record	Pts	Opp	FGM	FGA	FG%	3PM	3PA	3P%	FTM	FTA	FT%	Off	Def	Reb	A	TO	PF	Stl	BS
	26-14	3,156	3,017	1,126	2,539	.443	265	810	.327	639	932	.686	515	1,107	1,622	618	519	790	243	151
	Per Game	68.6	65.6	24.5	55.2	.443	5.8	17.6	.327	13.9	20.3	.686	11.2	24.1	35.3	13.4	11.3	17.2	5.3	3.3

Games shaded in Gray played at United Center in Chicago.
Unshaded games played at Conseco/Bankers Life Fieldhouse, Indianapolis.
Underlined game played at Verizon Center, Washington
Game in reverse played at Madison Square Garden, New York

Opponent Game-by-Game Big Ten Tournament Statistics (1997-98 to 2017-18)

			OSU-OPP	Score						Team Stats											OSU	
Date	Opp (AP)	W/L	Seeds	Pts	Opp	FGM	FGA	FG%	3PM	3PA	3P%	FTM	FTA	FT%	Off	Def	Reb	A	TO	PF	Stl	BS
3/5/1998	Indiana	L	11-6	71	78	24	51	.471	7	16	.438	23	33	.697	10	27	37	19	10	18	6	4
3/5/1999	*Michigan- W*			*87*	*69*	*17*	*50*	*.340*	*5*	*17*	*.294*	*30*	*35*	*.857*	*10*	*24*	*34*	*11*	*20*	*22*	*11*	*5*
3/6/1999	*Illinois- L*			*77*	*79*	*26*	*51*	*.510*	*5*	*16*	*.313*	*22*	*30*	*.733*	*10*	*25*	*35*	*18*	*20*	*22*	*10*	*1*
3/10/2000	Penn State	L	1-9	66	71	28	54	.519	7	16	.438	8	16	.500	10	25	35	19	15	16	4	6
3/9/2001	*Iowa- L*			*66*	*75*	*19*	*50*	*.380*	*6*	*12*	*.500*	*31*	*45*	*.689*	*15*	*25*	*40*	*16*	*12*	*26*	*6*	*7*
3/8/2002	*Michigan-W*			*75*	*68*	*23*	*57*	*.404*	*5*	*17*	*.294*	*17*	*20*	*.850*	*12*	*20*	*32*	*12*	*10*	*18*	*3*	*4*
3/9/2002	*Illinois(10)-W*			*94*	*88*	*29*	*53*	*.547*	*10*	*19*	*.526*	*20*	*24*	*.833*	*6*	*19*	*25*	*18*	*13*	*24*	*3*	*2*
3/10/2002	*Iowa- W*			*81*	*64*	*22*	*51*	*.431*	*8*	*25*	*.320*	*12*	*15*	*.800*	*9*	*23*	*32*	*14*	*19*	*19*	*13*	*1*
3/13/2003	Iowa	W	8-9	66	64	25	52	.481	7	22	.318	7	14	.500	11	21	32	17	15	21	9	3
3/14/2003	Wisconsin(18)	W	8-1	58	50	18	53	.340	8	28	.286	6	12	.500	13	19	32	13	11	16	6	3
3/15/2003	Michigan St.	W	8-5	55	54	15	50	.300	7	21	.333	17	22	.773	11	24	35	10	13	23	7	3
3/16/2003	Illinois(13)	L	8-2	59	72	26	59	.441	8	19	.421	12	17	.706	12	27	39	16	9	17	4	3
3/11/2004	Indiana	L	9-8	69	83	28	54	.519	10	29	.345	17	18	.944	7	17	24	21	7	23	1	1
3/10/2005	Penn State	W	6-11	72	69	23	48	.479	5	11	.455	18	24	.750	9	28	37	15	19	17	8	2
3/11/2005	Wisconsin(23)	L	6-3	49	60	22	56	.393	2	12	.167	14	19	.737	11	30	41	8	9	10	6	1
3/10/2006	Penn State	W	1-8	63	56	25	64	.391	3	17	.176	3	6	.500	13	23	36	17	6	13	2	3
3/11/2006	Indiana	W	1-5	52	51	21	63	.333	5	22	.227	4	8	.500	13	29	42	11	10	15	3	4
3/12/2006	Iowa(20)	L	1-2	60	67	26	55	.473	7	17	.412	8	13	.615	10	31	41	18	11	16	6	3
3/9/2007	Michigan	W	1-8	72	62	18	55	.327	7	19	.368	19	24	.792	22	25	47	15	16	20	7	7
3/10/2007	Purdue	W	1-5	63	52	20	55	.364	5	18	.278	7	9	.778	9	24	33	15	10	15	7	8
3/11/2007	Wisconsin(3)	W	1-2	66	49	21	57	.368	4	23	.174	3	6	.500	15	24	39	15	17	17	11	6
3/14/2008	Michigan St.(19)	L	5-4	60	67	22	60	.367	7	17	.412	16	22	.727	18	23	41	13	9	17	3	8
3/13/2009	Wisconsin	W	5-4	61	57	18	50	.360	7	22	.318	14	18	.778	9	20	29	11	7	18	3	4
3/14/2009	Michigan St.(7)	W	5-1	82	70	27	71	.380	3	21	.143	13	18	.722	20	19	39	7	10	23	4	6
3/15/2009	Purdue(24)	L	5-3	61	65	22	64	.344	8	25	.320	13	20	.65	18	26	44	15	7	13	6	5
3/12/2010	Michigan	W	1-8	69	68	24	49	.490	8	21	.381	12	14	.857	9	19	28	13	12	14	6	2
3/13/2010	Illinois	W	1-5	88	81-2OT	31	75	.413	10	30	.333	9	10	.900	14	31	45	18	17	21	11	1
3/14/2010	Minnesota	W	1-6	90	61	22	52	.423	7	16	.438	10	16	.625	8	15	23	13	14	17	8	3
3/11/2011	Northwestern	W	1-8	67	61-OT	19	51	.373	7	21	.333	16	18	.889	6	21	27	7	5	23	4	7
3/12/2011	Michigan	W	1-4	68	61	22	59	.373	9	29	.310	8	10	.800	11	22	33	10	9	20	5	6
3/13/2011	Penn State	W	1-6	71	60	22	56	.393	7	18	.389	9	9	1.00	10	22	32	8	10	17	2	8
3/9/2012	Purdue	W	3-6	88	71	25	63	.397	12	26	.462	9	15	.600	9	19	28	14	5	12	1	6
3/10/2012	Michigan(10)	W	3-2	77	55	17	55	.309	4	25	.160	17	22	.773	16	21	37	7	18	14	11	7
3/11/2012	Michigan St.(8)	L	3-1	64	68	26	54	.481	9	21	.429	7	14	.500	7	23	30	16	6	14	3	4
3/15/2013	Nebraska	W	2-10	71	50	21	51	.412	3	19	.158	5	8	.625	10	18	28	9	15	13	10	4
3/16/2013	Michigan St.(8)	W	2-3	61	58	20	50	.400	6	14	.429	12	15	.800	12	25	37	10	12	14	9	4
3/17/2013	Wisconsin(22)	W	2-4	50	43	18	47	.383	3	18	.167	4	8	.500	5	23	28	11	8	12	6	1
3/13/2014	Purdue	W	5-12	63	61	24	58	.414	2	10	.200	11	16	.688	15	24	39	13	17	21	9	10
3/14/2014	Nebraska	W	5-4	71	67	22	60	.367	6	20	.300	17	20	.850	11	23	34	9	11	26	6	7
3/15/2014	Michigan(8)	L	5-1	69	72	25	47	.532	12	23	.522	10	19	.526	5	21	26	15	12	11	10	2
3/12/2015	Minnesota	W	6-11	79	73	28	60	.467	7	20	.350	10	14	.714	11	17	28	13	14	22	6	6
3/13/2015	Michigan St.	L	6-3	67	76	29	61	.475	7	21	.333	11	18	.611	11	28	39	23	8	20	6	5
03/10/2016	Penn State	W	7-10	79	75	26	59	.441	9	22	.409	14	21	.667	10	23	33	10	11	27	7	7
03/11/2016	Michigan St. (2)	L	7-2	54	81	31	64	.484	8	23	.348	11	14	.786	14	26	40	17	8	15	4	6
03/08/2017	*Rutgers	L	11-14	57	66	23	62	.371	7	23	.304	13	19	.684	19	28	47	8	13	17	4	4
3/2/2018	Penn State	L	2-7	68	69	22	58	.379	9	19	.474	16	20	.800	14	25	39	14	9	15	4	7

Games in Italic vacated by NCAA

	Defensive Totals																		OSU	
Record	Pts	Opp	FGM	FGA	FG%	3PM	3PA	3P%	FTM	FTA	FT%	Off	Def	Reb	A	TO	PF	Stl	BS
26-14	3,156	3,017	1,062	2,574	.413	308	920	.335	585	808	.724	530	1,072	1,602	622	539	824	281	207
Per Game	68.6	65.6	23.1	56.0	.413	6.7	20.0	.335	12.7	17.6	.724	11.5	23.3	34.8	13.5	11.7	17.9	6.1	4.5

Games shaded in Gray played at United Center in Chicago.
Unshaded games played at Conseco/Bankers Life Fieldhouse, Indianapolis.
Underlined game played at Verizon Center, Washington
Game in reverse played at Madison Square Garden, New York

Ohio State Big Ten Tournament Notes

Ohio State by Seed

1 Seed	11-2	7 Seed	1-1
2 Seed	3-1	8 Seed	3-1
3 Seed	2-1	9 Seed	0-1
5 Seed	4-3	11 Seed	0-2
6 Seed	2-2	**Total**	**26-14**

Ohio State by Location

Chicago	11-5	Indianapolis	15-7
Washington	0-1	New York	0-1

Ohio State by Opponent

Illinois	1-1	Nebraska	2-0
Indiana	1-2	Northwestern	1-0
Iowa	1-1	Penn State	4-2
Maryland	0-0	Purdue	3-1
Michigan St.	3-4	Rutgers	0-1
Michigan	4-1	Wisconsin	4-1
Minnesota	2-0	**Total**	**26-14**

Big Ten Tournament Locations

1998 -- United Center, Chicago
1999 -- United Center, Chicago
2000 -- United Center, Chicago
2001 -- United Center, Chicago
2002 -- Conseco Fieldhouse, Indianapolis
2003 -- United Center, Chicago
2004 -- Conseco Fieldhouse, Indianapolis
2005 -- United Center, Chicago
2006 -- Conseco Fieldhouse, Indianapolis
2007 -- United Center, Chicago
2008 -- Conseco Fieldhouse, Indianapolis
2009 -- Conseco Fieldhouse, Indianapolis
2010 -- Conseco Fieldhouse, Indianapolis
2011 -- Bankers Life Fieldhouse, Indianapolis
2012 -- Bankers Life Fieldhouse, Indianapolis
2013 -- United Center, Chicago
2014 -- Bankers Life Fieldhouse, Indianapolis
2015 -- United Center, Chicago
2016 -- Bankers Life Fieldhouse, Indianapolis
2017 -- Verizon Center, Washington, D.C.
2018 -- Madison Square Garden, New York
2019 -- United Center, Chicago
2020 -- Bankers Life Fieldhouse, Indianapolis
2021 -- United Center, Chicago
2022 -- Bankers Life Fieldhouse, Indianapolis

Ohio State In the Big Championship Game

2003 -- Illinois 72, Ohio State 59
2006 -- Iowa 67, Ohio State 60
2007 -- Ohio State 66, Wisconsin 49
2009 -- Purdue 65, Ohio State 61
2010 -- Ohio State 90, Minnesota 61
2011 -- Ohio State 71, Penn State 60
2012 -- Michigan State 68, Ohio State 64
2013 -- Ohio State 50, Wisconsin 43

In the 21-year history of the Big Ten Tournament seven Ohio State players are among the Top 25 all-time scorers in BTT history

3. William Buford (2009-12), 161 pts (13.4 ppg.), 12 games
6. Evan Turner (2008-10), 145 pts. (20.7 ppg.), 7 games
7. Brent Darby (2000-03), 144 pts. (16.0 ppg.), 9 games
11-t. Aaron Craft (2011-14), 126 pts. (10.5 ppg.), 12 games
11-t. Jon Diebler (2008-11), 126 pts. (12.6 ppg.), 10 games
18. Jared Sullinger (2011-12), 121 pts. (20.2 ppg.), 6 games
21. Deshaun Thomas (2011-13), 118 pts. (13.1 ppg.), 9 games

Ohio State Players and the BTT

- William Buford (12) and Aaron Craft (12) are tied for second-most BTT games played in conference history. Buford is second in career starts (12).
- Buford and Craft won 10 of the 12 BTT games in which they appeared (.833).
- David Lighty appeared in 10 games, winning nine (.900).
- Buford owns the BTT record for career minutes (478/39.8 mpg.). Craft is No. 3 (419/34.9)
- Buford owns the BTT record (tied) for career field goals made (63) and attempted (143).
- Jon Diebler is No. 2 all-time in 3-point field goals made (30) and attempted (69) in the BTT.
- Brent Darby is No. 2 all-time in free throws made (40) and No. 5-T in attempts (48).
- Jared Sullinger is No. 2 in free throws attempted (54) and No. 3-T in makes (39).
- Sullinger is tied for the No. 1 spot in career offensive rebounds in BTT play (28).
- Sullinger is No. 4-T in total BTT rebounds (69).
- Sullinger and Evan Turner are tied for No. 1 in BTT career double-doubles with four each.
- Buford is No. 6 in career defensive rebounds in BTT play (49).
- Aaron Craft is tied for the BTT record for career assists with 58 (4.8 apg.)
- Craft is No. 3 in career BTT steals with 20 (1.7 spg.)
- Dallas Lauderdale is No. 4-T in career BTT blocks with 14 (1.4 bpg.)
- Evan Turner has the highest PAR (pts+asts.+rebs./game) among players who have played in more than one BTT (33.4).

The Buckeyes at the BTT

Games	46	1st-t			
W-L	26-14*	3/1	**FTM**	639	1st
Win Pct.	.667	1st	**FTA**	932	1st
FGM	1,126	1st	**FT%**	.685	11th
FGA	2,539	1st	**Rebs**	1,622	2nd
FG%	.443	1st	**Assists**	618	3rd
3FGM	265	4th	**Steals**	281	2nd
3FGA	810	3rd	**Blocks**	207	1st
3FG%	.327	10th	**Points**	3,156	1st
2FG%	.498	1st	**Pts./gm**	68.6	1st

*Fewest Loses

Ohio State Games Highs

Points:	*94 vs. Illinois (W, 94-88) 3/9/02
FGM:	37(61) vs. Purdue (W, 88-71) 3/9/12
FGA:	68 (26) vs. Penn State (L, 66-71) 3/10/00
FG%:	.607 (37-61) vs. Purdue (W, 88-71) 3/9/12
3FGM:	12 (22) vs. Minnesota (W, 90-61) 3/14/10
3FGA:	31 (11) vs. Penn State (W, 72-69) 3/10/05
3FG%:	.583 (7-12) vs. Michigan (W, 69-68) 3/12/10
FTM:	*27 (32) vs. Iowa (L, 66-75) 3/09/01; *(36) vs. Illinois (W 94-88) 3/9/02)
FTA:	*39 (27) vs. Iowa (L, 66-75) 3/09/01 39 (26) vs. Penn State (W, 79-75) 3/10/16
FT% (10 att):	.813 (26-32) vs. N'western (W, 67-61 ot) 3/11/11
ORebs:	21(3) last vs. N'western (W, 67-61 ot) 3/11/11
DRebs:	32 vs. Purdue (W, 88-71) 3/09/12
Rebs:	49 vs. Purdue (W, 63-52) 3/10/07
Assists:	20 vs. Nebraska (W, 71-50) 3/15/13
Steals:	13 vs. Iowa (W, 81-64) 3/10/02
Blocks:	10 vs. Purdue (W, 63-61) 3/13/14

* Game statistics stand though result vacated by NCAA.

Opponent Games Highs

Points:	88 by Illinois (W, 94-88) 3/9/02
FGM:	31(75) by Illinois (W 2ot, 88-81) 3/13/10
FGA:	75(31) by Illinois (W 2ot, 88-81) 3/13/10
FG%:	.547 (29-53) by Illinois (W, 94-88) 3/9/02
3FGM:	12 (26) by Purdue (W, 88-81) 3/9/12 12 (23) by Michigan (L 69-72) 3/15/14
3FGA:	30 (10) by Illinois (W 2ot, 88-81) 3/13/10
3FG%:	.526 (10-19) by Illinois (W, 94-88) 3/9/02
FTM:	31 (45) by Iowa (L, 66-75) 3/09/01
FTA:	45 (31) by Iowa (L, 66-75) 3/09/01
FT% (10 att):	.944 (17-18) by Indiana (L, 69-83) 3/11/04
ORebs:	22 by Michigan (W, 72-62) 3/9/07
DRebs:	31 by Iowa (L, 60-67) 3/12/06 31 by Illinois (W 2ot, 88-81) 3/13/10
Rebs:	47 by Michigan (W, 72-62) 3/9/07 47 by Rutgers (L, 66-57) 3/8/17
Assists:	23 by Michigan State (L, 67-76) 3/13/15
Steals:	13 by Illinois (W 2OT, 88-81) 3/13/10
Blocks:	8 by Michigan State (L, 67-76) 3/13/15

OHIO STATE BIG TEN TOURNAMENT RECORDS

OHIO STATE INDIVIDUAL BIG TEN TOURNAMENT RECORDS

Points ..... 32, Michael Redd vs. Illinois (3/6/99)
Rebounds ..... *19, Greg Oden vs. Purdue (3/10/07)
18, Jared Sullinger vs. Northwestern (3/11/11)
Off. ..... *9, Greg Oden vs. Purdue (3/10/07)
Def. ..... 11, LaQuinton Ross vs. Nebraska (3/14/14)
FG ..... 12 (18), Evan Turner vs. Minnesota (3/14/10)
12 (17), Jared Sullinger vs. Purdue (3/9/12)
FGA ..... 23 (9), Brent Darby vs. Illinois (3/16/03)
FG% (min 10) ..... .706 (12-17), Jared Sullinger vs. Purdue (3/9/12)
3FG ..... 5 (11), Jon Diebler vs. Minnesota (3/14/10)
(10) Purdue (3/15/09) and MSU (3/14/09)
(7), Sean Connolly vs. Wisconsin (3/14/03)
3FGA ..... 14 (2), Scoonie Penn vs. Penn St. (3/10/00)
3FG% (min 4) ..... .714 (5-7), Sean Connolly vs. Wisconsin (3/14/03)
FT ..... *16 (18), Jared Sullinger vs. Northwestern (3/11/11)
FTA ..... *18 (16), Jared Sullinger vs. Northwestern (3/11/11)
FT% (min 10) ..... .923 (12-13), Brian Brown vs. Illinois (3/9/02)
Assists ..... 9, Shannon Scott vs. Michigan State (3/13/15);
Aaron Craft vs. Michigan State (3/16/13)
Blocks ..... 5, Othello Hunter vs. Michigan State (3/14/08)
Steals ..... 5, Brent Darby vs. Iowa (3/13/03)
Minutes ..... *50, David Lighty and William Buford vs. Illinois (3/12/10)
*Indicates Big Ten Tournament single game record.

OSU BIG TEN TOURNAMENT TEAM HIGHS

Points ..... 94, vs. Illinois (3/9/02)
FG ..... *37 (61), vs. Purdue (3/9/12)
FGA ..... 68 (26) vs. Penn State (3/10/00)
FG% ..... .607 (37-61) vs. Purdue (3/9/12)
3FG ..... 12 (22) vs. Minnesota (3/14/10)
3FGA ..... 31 (11) vs. Penn State (3/10/05)
3FG% ..... .583 (7-12) vs. Michigan (3/12/10)
FT ..... 27 (36) vs. Illinois (3/9/02)
27 (39) vs. Iowa (3/9/01)
FTA ..... 39 (27) vs. Iowa (3/9/01); (26) vs. PSU (3/10/16)
FT% ..... .813 (26-32) vs. Northwestern (3/11/11)
Rebounds ..... 49 vs. Purdue (3/10/07)
Off. ..... 21 vs. Northwestern (3/11/11); vs. Purdue (3/10/07);
vs. Penn State (3/10/00)
Def. ..... 32 vs. Purdue (3/9/12)
Fouls ..... 31 vs. Iowa (3/9/01)
Assists ..... 20 vs. Nebraska (3/15/13)
Turnovers ..... 18 vs. Illinois (3/6/99); vs. Illinois (3/13/10)
Blocks ..... 10 vs. Purdue (3/13/14);
Steals ..... 13 vs. Iowa (3/10/02)
*Indicates Big Ten Tournament single game record.

OSU BIG TEN TOURNAMENT TEAM LOWS

Points ..... 49 vs. Wisconsin (3/11/05)
FG ..... 16 (41) vs. Michigan State (3/15/03)
FGA ..... 38 (19) vs. Wisconsin (3/13/09)
FG% ..... .322 (19-59) vs. Northwestern (3/11/11)
3FG ..... 1 (16) vs. Wisconsin (3/17/13); (14) vs. Purdue (3/13/14);
(11) vs. Michigan State (3/11/16)
3FGA ..... 9 (5) vs. Wisconsin (3/14/03)
3FG% ..... .063 (1-16) vs. Wisconsin (3/17/13)
FT ..... 5 (6) vs. Wisconsin (3/11/05)
FTA ..... 6 (5) vs. Wisconsin (3/11/05)
FT% ..... .500 (6-12) vs. Michigan State (3/16/13)
Rebounds ..... 23 vs. Michigan (3/12/10)
Off. ..... 3 vs. Nebraska (3/15/13)
Def. ..... 16 vs. Michigan (3/12/10)
Fouls ..... 7 vs. Wisconsin (3/11/07)
Assists ..... 3 vs. Northwestern (3/11/11)
Turnovers ..... 5 vs. Michigan State (3/16/13); Michigan (3/9/07)
Blocks ..... 1 several, last vs. Wisconsin (3/17/13)
Steals ..... 1 vs. Purdue (3/9/12); vs. Indiana 3/11/04

OPPONENT INDIVIDUAL 1-GAME BIG TEN TOURNAMENT RECORDS

Points ..... 28, Drew Neitzel, Michigan State (3/14/08)
Rebounds ..... 18, Mike Davis, Illinois (3/13/10)
Off. ..... 6, Mike Davis, Illinois (3/13/10)
Def. ..... 12, Mike Davis, Illinois (3/13/10)
FG ..... 10 (14), Jarrett Stephens, Penn State (3/10/00)
FGA ..... 20 (9), Talor Battle, Penn State (3/13/11)
FG% (min 10) ..... .714 (10-14), Jarrett Stephens, Penn State (3/10/00)
3FG ..... 6 (12), Drew Neitzel, Michigan St. (3/14/08)
3FGA ..... 12 (6), Drew Neitzel, Michigan St. (3/14/08)
3FG% (min 5 att.) ..... .800 (4-5), Sean Harrington, Illinois (3/16/03)
FT ..... 9 (10), Louis Bullock, Michigan (3/5/99)
9 (10), A.J. Guyton, Indiana (3/5/98)
9 (10), Glen Worley, Iowa (3/9/01)
9 (10), LaVell Blanchard, Michigan (3/8/02)
FTA ..... 10 (9), Louis Bullock, Michigan (3/5/99)
10 (9), A.J. Guyton, Indiana (3/5/98)
10 (9), Glen Worley, Iowa (3/9/01)
10 (9), LaVell Blanchard, Michigan (3/8/02)
10 (8), Donovon Jack, Penn State 3/10/16)
FT% (Min 8) ..... .900 (9-10), Louis Bullock, Michigan (3/5/99)
.900 (9-10), A.J. Guyton, Indiana (3/5/98)
.900 (9-10), Glen Worley, Iowa (3/9/01)
.900 (9-10), LaVell Blanchard, Michigan (3/8/02)
Assists ..... 11, Ryan Tapak, Indiana (3/11/04)
Blocks ..... 5, A.J. Hammons, Purdue (3/13/14)
Steals ..... 4, Demetri McCamey, Illinois (3/13/10); Chris Kramer, Purdue (3/15/09)
Minutes ..... 46, Mike Davis, Demetri McCamey, Illinois (3/13/10)

OPPONENT BIG TEN TOURNAMENT TEAM HIGHS

Points ..... 88, Illinois (3/9/02)
FG ..... 31 (75) Illinois (3/13/10); (64) Michigan State (3/11/16)
FGA ..... 75 (31) Illinois (3/13/10)
FG% ..... .547 (29-53), Illinois (3/9/02)
3FG ..... 12 (26), vs. Purdue (3/9/12); (23), Michigan (3/15/14)
3FGA ..... 30 (10), Illinois (3/13/10)
3FG% ..... .526 (10-19), Illinois (3/9/02)
FT ..... 31 (45), Iowa (3/9/01)
FTA ..... 45 (31), Iowa (3/9/01)
FT% (Min 10) ..... .944 (17-18), Indiana (3/11/04)
Rebounds ..... 47, Michigan (3/9/07); Rutgers (3/8/17)
Off. ..... 22, Purdue (3/10/07)
Def. ..... 31, Illinois (3/13/10); Iowa (3/12/06)
Fouls ..... 27, Penn State (3/9/01)
Assists ..... 23, Michigan State (3/13/15)
Turnovers ..... 20, Illinois (3/6/99); Michigan (3/5/99)
Blocks ..... 8, Michigan State (3/13/15)
Steals ..... 13, Illinois (3/13/10)

OPPONENT BIG TEN TOURNAMENT TEAM LOWS

Points ..... 43, Wisconsin (3/17/13)
FG ..... 15 (50), Michigan State (3/15/03)
FGA ..... 47 (18), Wisconsin (3/17/13); (25), Michigan (3/14/14)
FG% ..... .300 (15-50), Michigan State (3/15/03)
3FG ..... 2 (10), Purdue (3/13/14); (12), Wisconsin (3/11/05)
3FGA ..... 10 (2), Purdue (3/13/14)
3FG% ..... .143 (3/21), Michgian State (3/14/09)
FT ..... 3 (6), Wisconsin (3/11/07); Penn State (3/10/06)
FTA ..... 6 (3), Wisconsin (3/11/07); Penn State (3/10/06)
FT% ..... .500 (4-8), Wisconsin (3/17/13); several others
Rebounds ..... 23, Minnesota (3/14/10)
Off. ..... 5, Wisconsin (3/17/13); Michigan (3/15/14)
Def. ..... 15, Minnesota (3/14/10)
Fouls ..... 10, Wisconsin (3/11/05)
Assists ..... 7, Michigan State (3/14/09); Northwestern (3/11/11);
Michigan State (3/11/12)
Turnovers ..... 5, Northwestern (3/11/11); vs. Purdue (3/9/12)
Blocks ..... 0, Penn State (3/10/00); Penn State (3/10/05)
Steals ..... 1, Purdue (3/10/07)

VALUE CITY ARENA RECORDS

OHIO STATE INDIVIDUAL VALUE CITY ARENA RECORDS

Points ..... 40, Jared Sullinger vs. IUPUI, 12/9/10
35, Keita Bates-Diop vs. Illinois, 2/4/18
Rebounds ..... 19, Jared Sullinger vs. South Carolina, 12/18/10
17, Trevor Thompson vs. UConn, 12/10/16
Evan Turner vs. James Madison, 11/12/09; Alcorn State, 11/9/10
Off. ..... 10, Terence Dials vs. New Hampshire, 12/28/04
Def. ..... 14, Jared Sullinger vs. South Carolina, 12/18/10
14, Evan Turner vs. James Madison, 11/12/09
Assists ..... 16, Shannon Scott vs. Sacred Heart, 11/23/14
14, Shannon Scott vs. Marquette,11/18/14
Blocks ..... 11, Ken Johnson vs. Iowa, 2/9/00
Steals ..... 7, Aaron Craft vs. American, 11/20/13; vs. Iowa, 1/19/11
7, Jae'Sean Tate vs. Mercer, 12/22/15
Minutes ..... 48, Terence Dials vs. Michigan State, 1/15/06
Field Goals (att.) ..... 14 (21), Michael Redd vs. Purdue, 1/19/99
Field Goal Att. (made) ..... 22 (12), Evan Turner vs. Iowa, 2/7/10; (6), Jamar Butler vs. UNC, 11/28/07;
(10), Michael Redd vs. Minnesota, 1/9/00
Field Goal Pct. (10 made)... .923 (12-13), Greg Oden vs. Iowa, 1/20/07
.909 (10-11), Ron Lewis vs. Penn State, 1/5/06
3-pt FGs (att.) ..... 9 (14), Jon Diebler vs. Florida Gulf Coast, 12/15/10
7, several times, last by Jon Diebler (7-8) vs. Wisconsin, 3/6/11
3-pt FGs Att. (made) ..... 14 (9), Jon Diebler vs. Florida Gulf Coast, 12/15/10; (7) vs. Illinois, 3/2/10
(5) vs. North Carolina, 11/28/07
3-pt FG Pct. (5 made) ..... 1.000 (6-6) D'Angelo Russell vs. Wright State, 12/27/14;
(5-5), Marc Loving vs. Maryland, 1/29/15
Free Throws (att.) ..... 16 (23), Jared Sullinger vs. IUPUI, 12/9/10
16 (18), Brent Darby vs. Illinois, 1/29/02
FTs Att. (made) ..... 23 (16), Jared Sullinger vs. IUPUI, 12/9/10
19 (14), Marc Loving vs. Illinois 1/3/16
FT Pct. (10 attempted) .... 1.000 (10-10), Marc Loving vs. Michigan State, 2/23/16;
JaQuan Lyle (10-10) vs. Wisconsin (2/23/17)

OHIO STATE TEAM VALUE CITY ARENA RECORDS

Points ..... 111 vs. Eastern Michigan, 12/5/09; Marshall, 11/25/16
110 vs. St. Francis (Pa.), 11/28/09
Rebounds ..... 61 vs. Marshall, 11/25/16
57 vs. Florida A&M, 12/11/99; Akron, 3/15/16
Off. ..... 27, vs. Marshall, 11/25/16
26 vs. Jackson State (11/18/11; vs. Texas Tech, 1/4/04
Def. ..... 41 vs. Virginia Military Institute, 11/10/06
Assists ..... 30 vs. VMI, 11/23/11
29 vs. Alcorn State, 11/9/09
Blocks ..... 13 vs. Michigan, 2/6/07
13 vs. Eastern Kentucky, 12/19/99
Steals ..... 17 vs. Michigan, 2/5/05
Field Goals (att.) ..... 46 (68) vs. Virginia Military Institute, 11/23/11
45 (82) vs. Marshall, 11/25/16
43 (73) vs. Virginia Military Institute, 11/10/06; (68) vs. Penn State, 1/5/06
Field Goal Att. (made) ..... 82 (45) vs. Marshall, 11/25/16
79 (26) vs. Texas Tech, 1/4/04
Field Goal Pct. ..... .714 (35-49) vs. Presbyterian College, 12/15/07
.692 (36-52) vs. North Florida, 11/29/13
3-pt FGs (att.) ..... 16 (29) vs. Eastern Michigan, 12/5/09
14 (33) vs. Alcorn State, 11/9/09; (15) vs. Wisconsin, 3/6/11;
(25) vs. North Florida, 11/29/13; (32) Northwestern, 12/15/05
3-pt FGs Att. (made) ..... 36 (13) vs. Florida A&M, 1/30/06; 34 (13) Virginia Military Institute, 11/10/06
3-pt FG Pct. (8 made) ..... .933 (14-15), vs. Wisconsin, 3/6/11
Free Throws (att.) ..... 38 (51) vs. Ohio, 11/12/13
30 (38) vs. Radford, 12/23/02
FTs Att. (made)..... 51 (38) vs. Ohio, 11/12/13; 43 (28) vs. Eastern Illinois, 12/22/01
FT Pct. (15 made)..... 1.000 (16-16) vs. Michigan, 1/15/03

OHIO STATE INDIVIDUAL CAREER VALUE CITY ARENA RECORDS (MINIMUM 2 YEARS)

Points ..... 1,049 (75 games/14.0 ppg.), William Buford (2009-12)
Avg...... 18.1 (35 games/632 total;), Michael Redd (1999-2000)
Rebounds ..... 463 (69 games/6.7 rpg.), Terence Dials (2002-06)
Avg..... 9.5 (39 games/372 total), Jared Sullinger (2011-12)
Off. ..... 176 (69 games/2.6 orpg.) Terence Dials (2002-06)
Def. ..... 320 (74 games/4.3 drpg.) Jae'Sean Tate (2002-06)
Assists/Avg. ..... 377 (78 games/4.8 apg.) Aaron Craft (2011-14)
Blocks/Avg. ..... 217 (52 games/4.17 bpg.) Ken Johnson (1999-01)
Steals/Avg. ..... 180 (78 games/2.31 spg.) Aaron Craft (2011-14)
Minutes ..... 2,407 (78 games/30.9 mpg.) Aaron Craft (2011-14)
Avg...... 33.1 (35 games/1,157 total), Scoonie Penn (1999-2000)
Field Goals (att.) ..... 391/852 (75 games), William Buford (2009-12)
Field Goal Pct. (200 made) .584 (359-615/74 games), Jae'Sean Tate (2015-18)
3-pt FGs (att.) ..... 199/461 (76 games) Jon Diebler (2008-11)
3-pt FG Pct. (75 made) .... .434 (79-182/34 games) Je'Kel Foster (2005-06)
Free Throws ..... 230 (296/79 games) Marc Loving (2014-17)
FTs Att. (made) ..... 296 (230/79 games), Marc Loving (2014-17)
FT Pct. (150 att) ..... .856 (149-174/75 games), William Buford (2009-12)

OPPONENT INDIVIDUAL VALUE CITY ARENA RECORDS

Points ..... 34, James Palmer Jr., Nebraska 1/22/18
32, Ray Barbosa, UMBC, 12/29/07; Marcus Taylor, Michigan St., 2/27/02
Rebounds ..... 15, Adreian Payne, Michigan State, 2/14/13
14, Marc Gosselin, W. Carolina (11/21/16); Coleman Collins, Virginia Tech, 11/28/05
14, Joel Przybilla, Minnesota, 1/9/00
Off. ..... 7, Geary Claxton, Penn State, 1/26/05
Def. ..... 11, Coleman Collins, Virginia Tech, 11/28/05
11, Paul Davis, Michigan State, 1/15/06
11, James Augustine, Illinois, 2/12/06
Assists ..... 9 Jay Greene, UMBC, 12/29/07
9, Whit Holcomb-Faye, Radford, 12/23/02
Blocks ..... 7, Joel Przybilla, Minnesota, 1/9/00
Steals ..... 7, Brandon Richardson, Nebraska, 1/3/12
Minutes ..... 43, D.J. Newbill, Penn State, 1/29/14
Field Goals (att.) ..... 12 (21), Ray Barbosa, UMBC, 12/29/07
12 (20), Pierre Pierce, Iowa, 1/8/05)
12 (19), Ryan DeMichael, UT-Martin, 12/14/98
Field Goal Att. (made) ..... 22 (10), Alex Hamilton, Louisiana Tech, 11/24/15
22 (9), Alando Tucker, Wisconsin, 1/18/06
22 (9), A.J. Guyton, Indiana, 1/9/99
22 (9), Quincy Lewis, Minnesota, 1/23/99
Field Goal Pct. (8 made) . .800 (8-10), Victor Oladipo, Indiana, 2/10/13
3-pt FGs (att.) ..... 8 (14), Ray Barbosa, UMBC, 12/29/07
7 (9), D.J. Byrd, Purdue, 2/7/12
4, others with 7
3-pt FGs Att. (made) ..... 16 (7), A.J. Guyton, Indiana, 1/9/99
3-pt FG Pct. (5 made) ..... .875 (7-8), Wayne Arnold, Tenn. St., 12/23/05
Free Throws (att.) ..... 13 (14), Josh Asselin, Michigan, 1/18/01
FTs Att. (made) ..... 16 (6), Isaiah Johnson, Akron, 3/15/16
FT Pct. (10 made) ..... .929 (13-14), Josh Asselin, Michigan, 1/18/01

OPPONENT TEAM VALUE CITY ARENA RECORDS

Points ..... 96, Indiana, 3/4/17
84, Michigan State, 2/7/04; Purdue, 2/7/12; Iowa, 1/12/14
Rebounds ..... 58, North Carolina, 11/28/07
Off. ..... 22, Iowa, 1/22/13; UAB, 12/21/98
Def. ..... 40, North Carolina, 11/28/07
Assists ..... 23, Illinois, 2/22/09
Blocks ..... 10, Minnesota, 1/9/00
Steals ..... 13, Nebraska, 1/3/12; Louisville, 1/4/03; Tennessee St., 12/28/02
Field Goals (att.) ..... 34 (58), Indiana, 3/4/17
33 (45), Michigan State, 2/7/04
Field Goal Att. (made) ..... 86 (26), VMI, 11/10/06
Field Goal Pct. ..... .733 (33-45), Michigan State, 2/7/04
3-pt FGs (att.) ..... 17 (35), UMBC, 12/29/07;
3-pt FGs Att. (made) ..... 49 (11), VMI, 11/25/07
3-pt FG Pct. (8 made) ..... .714 (10-14), Penn State, 3/3/04
Free Throws (att.) ..... 24 (27), Minnesota, 1/9/11
FTs Att. (made) ..... 31 (23), Michigan St., 2/27/02; Pittsburgh (15), 12/19/01
FT Pct. (10 made) ..... 1.000 (15-15), Towson, 11/15/04; (11-11), Indiana, 1/2/07

OHIO STATE INDIVIDUAL SEASON VALUE CITY ARENA RECORDS

Points ..... 371 (20 games/18.6 ppg.), D'Angelo Russell (2015)
Avg...... 20.4 (18 games/368 total), Keita Bates-Diop (2018)
Rebounds ..... 187 (19 games/11.9 rpg.), Trevor Thompson (2017)
186 (2) (20/19 games/9.3/9.8 rpg.), Jared Sullinger (2011/2012)
Avg..... 9.84 (19 games/187 total), Trevor Thompson (2017)
9.78 (19 games/186 total), Jared Sullinger (2012)
Off. ..... 61 (17 games) Terence Dials (2002-06)
Def. ..... 137 (19 games) Trevor Thompson (2017)
Assists ..... 132 (20 games) Shannon Scott (2015)
Blocks ..... 100 (17 games) Ken Johnson (2000)
Steals ..... 53 (20 games) Aaron Craft (2014)
Minutes ..... 720 (20 games) Jamar Butler (2008)
Avg...... 38.3 (16 games), Brent Darby (2003)
Field Goals (att.) ..... 134 (273/18 games), Michael Redd (1999)
Att. ..... 275 (121/18 games), Deshaun Thomas (2013)
Field Goal Pct. (100 made) .605 (112-185/17 games), Terence Dials (2005)
3-pt FGs (att.) ..... 62 (130/18 games) Jon Diebler (2010)
Att. ..... 143 (57/20 games) Jamar Butler (2008)
3-pt FG Pct. (40 made) ... .479 (57-119 games) Jon Diebler (2011)
Free Throws ..... 97 (117/16 games) Brent Darby (2003)
FTs Att. (made) ..... 134 (96/20 games) Jared Sullinger (2011)
FT Pct. (75 att) ..... .833 (70-84/18 games), Deshaun Thomas (2013)

VALUE CITY ARENA RECORDS

Ohio State's men's basketball team has played 353 games at Value City Arena since the facility opened for the 1998-99 season. A total of 5,513,154 fans have passed through the gates for an average of 15,618 fans per game. Those fans have been instrumental in the Buckeyes' 300-53 home record at Value City Arena. A total of 78 games have been sold out. The Buckeyes are 61-17 in those contests.

Ohio State is 53-14 in sold out games against the Big Ten, including a 20-10 record against ranked conference opponents.

The Buckeyes have been among the Top 25 teams nationally in average home attendance in each of the last 20 years and among the Top 10 in nine seasons (1999-00-01-02-03-07-12-13-14). Ohio State averaged 16,603 fans in 2001-02 to rank No. 5, then its third-consecutive Top 5 finish. The Buckeyes have been a draw on the road as well. Ohio State has been among the Top 15 in NCAA all-games attendance in 14 of the last 20 seasons, including a No. 2 ranking in 1999 and the No. 1 draw in all of college basketball in 2007.

VALUE CITY ARENA FIRSTS VS. OAKLAND

Ohio State played its first game in Value City Arena against Oakland University Nov. 13, 1998. The game was the first event (OSU athletics or otherwise) to be held in the $110 million facility. Here are a few "Firsts" that occured in that opening game.

OPENING TIP		TIME
OSU	Ken Johnson (won)	Opening Tip
Opp.	Dan Champagne	
FIRST FIELD GOAL		
OSU	Michael Redd (3-pt.)	18:50
Opp	Myke Thom (3-pt.)	18:25
FIRST TWO-POINT FIELD GOAL		
OSU	Ken Johnson	18:01
Opp	Dan Champagne	14:28
FIRST 3-POINTER		
OSU	Michael Redd	18:50
Opp	Myke Thom	18:25
FIRST FREE THROW		
OSU	Michael Redd	15:59
Opp	Mychal Covington	12:15
FIRST REBOUND		
OSU	Ken Johnson	
Opp	Myke Thom	
FIRST ASSIST		
OSU	Scoonie Penn	18:50
Opp	Brad Buddenborg	18:25
FIRST BLOCKED SHOT		
OSU	Ken Johnson	9:29
Opp	Brad Buddenborg	17:00
FIRST DUNK		
OSU	Ken Johnson	10:41

VCA YEARLY ATTENDANCE RECORDS

Year	Games	Att.	Avg.	Won	Lost
1998-99	15	258,348	17,223	14	1
1999-00	17	317,936	18,702	15	2
2000-01	17	298,172	17,540	14	3
2001-02	17	282,250	16,603	15	2
2002-03	16	256,914	16,057	11	5
2003-04	15	217,817	14,521	8	7
2004-05	16	221,601	13,850	14	2
2005-06	17	261,622	15,390	16	1
2006-07	17	298,076	17,534	17	0
2007-08	18	311,785	17,321	15	3
2008-09	17	284,707	16,747	14	3
2009-10	18	255,265	14,181	17	1
2010-11	19	295,593	15,558	19	0
2011-12	19	312,747	16,460	17	2
2012-13	18	297,428	16,524	16	2
2013-14	20	329,481	16,474	17	3
2014-15	19	278,383	14,652	17	2
2015-16	21	257,957	12,284	15	6
2016-17	19	234,156	12,324	13	6
2017-18	18	242,916	13,495	16	2
	353	**5,513,154**	**15,618**	**300**	**53**

*** Includes 56 games (49-7) vacated by NCAA**

NCAA ATTENDANCE IN VCA ERA
DIVISION I HOME ATTENDANCE LEADERS

Year	Gms.	Total	Avg.	NCAA Rank
1999	15	258,348	17,223	7
2000	17	317,936	18,702	5
2001	17	298,172	17,540	4
2002	17	282,250	16,603	5
2003	16	256,914	16,057	10
2004	15	217,817	14,521	18
2005	17*	233,169	13,716	16
2006	17	261,622	15,390	11
2007	18%	315,539	17,530	6
2008	20**	331,731	16,587	12
2009	18*	278,319	15,462	14
2010	18	255,265	14,181	16
2011	20*	302,498	15,125	13
2012	20%	330,210	16,511	8
2013	18	297,428	16,524	9
2014	20	329,481	16,474	8
2015	20%	292,968	14,648	16
2016	21	257,957	12,283	16
2017	19	234,156	12,324	24
2018	18	242,916	13,495	22
Totals	**361**	**5,594,696**	**15,498**	

%Includes games played at Nationwide Arena

**includes games played at St. John Arena*

DIVISION I ALL GAMES ATTENDANCE
(HOME, AWAY, NEUTRAL)

Year	Total (Gms.)	Avg.	NCAA Rank
1999	601,779 (36)	16,716	2
2000	511,677 (30)	17,056	9
2001	489,192 (31)	15,780	10
2002	500,165 (32)	15,630	10
2003	469,620 (32)	14,676	13
2004	378,659 (30)	12,622	--
2005	412,657 (32)	12,896	16
2006	465,040 (32)	14,533	15
2007	786,276 (39)	20,161	1
2008	544,353 (37)	14,712	11
2009	477,008 (33)	14,455	16
2010	550,441 (37)	14,877	9
2011	558,661 (37)	15,099	7
2012	689,240 (39)	17,673	4
2013	564,638 (37)	15,260	7
2014	566,949 (35)	16,199	7
2015	507,711 (35)	14,506	10
2016	449,452 (35)	12,841	16
2017	409,493 (32)	12,797	26
2018	418,539 (34)	12,310	22
Totals	**10,351,550 (685)**	**15,111**	

VALUE CITY ARENA SELLOUTS (OSU RECORD: 61-17)

Year	Opponent	W/L	OSU/Opp.	Attendance
1998-99 (1-0)				
11/20/98	Penn St.	W	70-62	19,500*
1999-00 (11-1)				
11/29/99	Vermont	W	74(15)-51	19,100*
12/22/99	Toledo	W	64(16)-61	19,100
12/27/99	Oakland	W	76(15)-50	19,100
12/29/99	American	W	79(15)-43	19,100
1/9/00	Minnesota	W	71(13)-63	19,100*
1/20/00	Mich. St.	W	78(13)-67(10)	19,100*
1/29/00	Purdue	W	68(8)-59	19,100*
2/2/00	Wisconsin	W	51(5)-48	19,100
2/9/00	Iowa	L	64(5)-67	19,100
2/12/00	Penn St.	W	88(5)-75	19,100
2/23/00	Northwestern	W	69(6)-49	19,100*
2/27/00	Illinois	W	64(6)-51	19,100*
2000-01 (3-2)				
12/23/00	Kansas	L	68-69(9)	19,200*
1/27/01	Mich. St.	W	64-55(3)	19,200*
1/31/01	Indiana	L	67-70	19,200*
2/10/01	Wisconsin	W	63-58(16)	19,200*
2/22/01	Illinois	W	63-61(3)	19,200*
2001-02 (5-1)				
1/5/02	Iowa	W	72-62(9)	19,200*
1/19/02	Indiana	W	73-67(25)	19,200*
1/29/02	Illinois	W	78(25)-67(12)	19,200*
2/2/02	Northwestern	W	58-57	19,200*
2/23/02	Purdue	W	77-66	19,200*
2/26/02	Michigan St.	L	76-81	19,200*
2002-03 (1-1)				
1/11/03	Indiana	W	81-69(15)	19,200
3/8/03	Michigan St.	L	58-72	19,200
2003-04 (0-1)				
1/4/04	Texas Tech	L	72-80	19,200
2004-05 (2-0)				
2/5/05	Michigan	W	72-46	19,200
3/6/05	Illinois	W	65-64(1)	19,200
2005-06 (4-1)				
1/15/06	Michigan State	L 2ot	59(19)-62(14)	18,500
2/12/06	Illinois	W	69(19)-53(10)	18,500
2/18/06	Northwestern	W	61(12)-52	18,500
2/25/06	Michigan	W	64(13)-54	18,500
3/5/06	Purdue	W	76(9)-57	18,500
2006-07 (12-0)				
11/17/06	Eastern Ky.	W	74(5)-45	18,882
12/19/06	Iowa State	W	75(3)-56	18,905
12/30/06	Coppin State	W	91(6)-54	18,943
1/2/07	Indiana	W	74(6)-67	18,813
1/13/07	Tennessee	W	68(5)-66(16)	18,817
1/17/07	Northwestern	W	73(7)-41	18,903
1/20/07	Iowa	W	82(7)-63	18,963
1/27/07	Michigan State	W	66(5)-64	18,965
2/6/07	Michigan	W	76(3)-63	18,927
2/10/07	Purdue	W	63(3)-56	18,988
2/21/07	Penn State	W	68(2)-60	18,957
2/25/07	Wisconsin	W	49(2)-48(1)	19,044
2007-08 (7-3)				
11/28/07	North Carolina	L	55-66(1)	19,049
12/22/07	Florida	W	62-49	19,049
1/22/08	Illinois	W	64-58	19,049
1/26/08	Minnesota	W	76-60	19,049
2/5/08	Michigan	W	65-55	19,049
2/10/08	Indiana	L	53-59(14)	19,049
2/24/08	Wisconsin	L	53-58(11)	19,049
3/4/08	Purdue	W0t	80-77(15)	19,049
3/9/08	Michigan State	W	63-54(17)	19,049
3/26/08	Dayton	W	74-63	19,049
2008-09 (2-2)				
12/27/08	West Virginia	L	48(15)-76	19,049
2/7/09	Minnesota	W	64-58(19)	19,049
2/22/09	Illinois	L	68-70(18)	19,049
3/8/09	Northwestern	W	52-47	19,049
2009-10 (0-1)				
2/17/10	Purdue	L	60(4)-57(9)	19,049
2010-11 (5-0)				
1/15/11	Penn State	W	69(2)-66	18,809
2/3/11	Michigan	W	62(1)-53	18,809
2/15/11	Michigan State	W	71(2)-61	18,809
2/27/11	Indiana	W	82(2)-61	18,809
3/6/11	Wisconsin	W	93(1)-65(10)	18,809
2011-12 (4-2)				
11/29/11	Duke	W	85(2)-63(3)	18,809
12/29/11	Northwestern	W	87(2)-54	19,049
1/15/12	Indiana	W	80(5)-63(7)	18,809
1/29/12	Michigan	W	64(4)-49(20)	18,809
2/11/12	Michigan State	L	48(3)-58(11)	18,809
2/26/12	Wisconsin	L	60(8)-63(16)	18,809
2012-13 (3-2)				
12/22/12	Kansas	L	66(7)-74(9)	19,049
1/13/13	Michigan	W	56(15)-53(2)	18,809
2/10/13	Indiana	L	68(10)-81(1)	18,809
2/24/13	Michigan State	W	68(18)-60(4)	18,809
3/10/13	Illinois	W	68(14)-55	19,049
2013-14 (2-3)				
1/12/14	Iowa	L	74(3)-84(20)	18,809
2/8/13	Purdue	W	67-49	18,809
2/11/14	Michigan	L	60(22)-70(15)	18,809
2/22/14	Minnesota	W	64(24)-46	18,809
3/9/14	Michigan State	W	69-67(22)	18,809
2017-18 (1-0)				
2/10/18	Iowa	W	82(14)-64	18,809

**Results vacated by NCAA*

VALUE CITY ARENA

OHIO STATE CAPTAINS

1899 ..... G.M. Karshner
1900 .... G.M. Karshner
1901 ..... Henry Houghton
1903 .... Walter Klie
1904 .... Paul McClure
1905 .... Louis Hegelheimer
1906 .... Thomas Foster
1907 .... Walter Barrington
1908 .... H.J. Moore
1909 .... Henry Taylor
1910 ..... Dick Rigby
1911 ..... Carl Spangler
1913 ..... Archer Reilly
1914 ..... Dean Richmond
1915 ..... Boyd Cherry
1916 ..... Dwight Ginn
1917 ..... Don Leader
1918 ..... Charles Bolen
1919 ..... Edgar Weltner
1920 .... Clarence McDonald
1921 ..... William Slyker
1922 .... A. Greenspun
1923 .... Dudley Robinson
1924 .... Johnny Miner
1925 .... George Cameron
1926 .... Ralph Sieffer
1927 .... William Hunt
1928 .... Robin Bell
1929 .... George Van Heyde
1930 .... Wesley Fesler
1931 ..... Richard Larkins
1932 .... Joe Hoffer
1933 .... Howard Mattison
1934 .... Fred Conrad
1935 .... William Beitner
1936 .... Warren Whitlinger
1937 .... Tippy Dye
1938 .... James McDonald
1939 .... James Hull
1940 .... Robert Lynch
1941 ..... Gil Mickelson
1942 .... Jack Graf
1943 .... Fred Miller
1944 .... Don Grate
1945 .... Rodney Caudill
1946 .... Ray Snyder
1947 .... Paul Huston
1948 .... Robert Donham
1949 .... Bob Raidiger
1950 .... Dick Schnittker
1951 ..... James Remington
1952 .... John Karaffa
1953 .... Tom Williams
1954 .... Paul Ebert
1955 .... John Miller
1956 .... Donald Kelley
1957 .... Gene Millard
1958 .... Frank Howard
James Laughlin
1959 .... Joe Carlson
Larry Houston
1960 .... Joe Roberts
Dick Furry
1961 ..... Larry Siegfried
1962 .... John Havlicek
1963 .... Douglas McDonald
1964 .... Gary Bradds
1965 .... Dick Ricketts
1966 .... Bob Dove
1967 .... Ron Sepic
1968 .... Bill Hosket Jr.
1969 .... Denny Meadors
1970 .... Dave Sorenson
1971 ..... Jim Cleamons
1972 .... Mark Minor
1973 .... Allan Hornyak
1974 .... Wardell Jackson
1975 .... Bill Andreas
1976 .... Craig Taylor
1977 ..... Larry Bolden
1978 .... Mike Cline
Terry Burris
1979 .... Kelvin Ransey
Rick Smith
Mike Cline
1980 .... Kelvin Ransey
Herb Williams
1981 ..... Carter Scott
Herb Williams
1982 .... Larry Huggins
Clark Kellogg
1983 .... Granville Waiters
Larry Huggins
1984 .... Ronnie Stokes
Tony Campbell
1985 .... Troy Taylor
Ronnie Stokes
Dave Jones
Joe Concheck
1986 .... Brad Sellers
Dennis Hopson
1987 .... Dennis Hopson
1988 .... Curtis Wilson
John Anderson
1989 .... Jay Burson
Jerry Francis
Tony White
1990 .... Perry Carter
1991 ..... Perry Carter
1992 .... Jamaal Brown
1993 ..... Tom Brandewie
Alex Davis
1994 ..... Rickey Dudley
Jamie Skelton
1995 ..... Doug Etzler
1996 ..... Rick Yudt
1997 ..... Damon Stringer
Otis Winston
1998 ..... Neshaun Coleman
1999 ..... Neshaun Coleman
Scoonie Penn
Jason Singleton
2000 .... Scoonie Penn
Michael Redd
2001 ..... Ken Johnson
Brian Brown
2002 .... Brian Brown
2003 .... Sean Connolly
Brent Darby
2004 .... Velimir Radinovic
2005 .... Terence Dials
2006 .... Terence Dials
Je'Kel Foster
J.J. Sullinger
Matt Sylvester
2007 ..... Game-by-Game
2008 .... Jamar Butler
Othello Hunter
David Lighty
Matt Terwilliger
2009 .... Game-by-Game
2010 ..... Game-by-Game
2011 ..... Game-by-Game
2012 ..... Game-by-Game
2013 ..... Game-by-Game
2014 ..... Game-by-Game
2015 ..... Game-by-Game
2016 ..... Game-by-Game
2017 ..... Game-by-Game
2018 ..... Game-by-Game

CONSENSUS ALL-AMERICANS

JOHNNY MINER
FORWARD – 1925*



WES FESLER
GUARD-- 1931*



JIMMY HULL
FORWARD – 1939*

DON GRATE
FORWARD – 1944@-45@



DICK SCHNITTKER
FORWARD – 1950*

ROBIN FREEMAN
GUARD – 1955@, 1956*



FRANK HOWARD
FORWARD – 1957@



JERRY LUCAS
CENTER – 1960*-61*-62*



LARRY SIEGFRIED
GUARD – 1961@

JOHN HAVLICEK
FORWARD – 1962@

GARY BRADDS
CENTER – 1963@, 1964*



KELVIN RANSEY
GUARD – 1980@



DENNIS HOPSON
GUARD – 1987@

JIM JACKSON
GUARD – 1991*, 1992*

SCOONIE PENN
GUARD – 2000@



GREG ODEN
CENTER – 2007@

EVAN TURNER
GUARD – 2010*

JARED SULLINGER
FORWARD – 2011*, 2012*

D'ANGELO RUSSELL
GUARD – 2015*

KEITA BATES-DIOP
FORWARD – 2018@

* Indicates First Team Consensus All-American @ Indicates Second Team Consensus All-American

Teams used for consensus selections: (Helms Foundation1905-48; Cnverse Yearbook 1932-48; College Humor Magazine 1929-33, 1936; Christy Walsh Syndicate 1929-30; Literary Digest Magazine 1934; Madison Square Garden 1937-42; Omaha World Newspaper 1937; Newspaper Enterprises Association 1938, 1953-63; Colliers (Basketball Coaches 1939, 1949-56; Pic Magazine 1942-44; Argosy Magazine 1945; True Magazine 1946-47; International News Service 1950-58; Look Magazine 1949-63; United Press International 1949-96; Sporting News 1943-46, 1997-present); The Associated Press 1948-present; National Association of Basketball Coaches 1957-present; United States Basketball Writers Association (1960-present).

CONSENSUS ALL-AMERICANS-CAREER STATISTICS

Dick Schnittker

Born: May 5, 1928 • Lettered: 1948-49-50 • 6-5, 206 • Hometown: Sandusky, Ohio

Season	G	FGM/FGA	%	FTM/FTA	%	Reb.	Avg.	Pts.	Avg.
1946-47	2	1/6	.167	0/0	.000	—	—	2	1.0
1947-48	20	116/281	.413	90/—	.750	—	—	322	16.1
1948-49	19	125/312	.400	39/86	.688	—	—	336	21.3
1949-50	22	158/390	.405	153/204	.750	—	—	469	21.3
Totals	**63**	**400/946**	**.423**	**329/449**	**.733**			**1,129**	**17.9**

Robin Freeman

Born: April 8, 1934 • Lettered: 1954-55-56 • 5-11,160 • Hometown: Cincinnati, Ohio

Season	G	FGM/FGA	%	FTM/FTA	%	Reb.	Avg.	Pts.	Avg.
1953-54	22	185/461	.401	95/122	.779	—	—	465	21.1
1954-55	13	149/341	.437	111/137	.810	—	—	409	31.5
1955-56	22	259/562	.461	203/253	.810	—	—	723	32.9
Totals	**57**	**593/1,364**	**.435**	**411/512**	**.803**			**1,597**	**28.0**

Frank Howard

Born: June 29, 1938 • Lettered:1956-57-58 • 6-5, 212 • Hometown: Columbus, Ohio

Season	G	FGM/FGA	%	FTM/FTA	%	Reb.	Avg.	Pts.	Avg.
1955-56	22	122/288	.423	89/129	.690	—	—	333	15.1
1956-57	22	170/374	.455	102/159	.64	336	15.3	442	20.1
1957-58	22	153/382	.401	66/122	.541	229	10.4	372	16.9
Totals	**66**	**445/1,044**	**.426**	**257/410**	**.627**	**635**	**14.4**	**1,147**	**17.4**

Jerry Lucas

Born: March 30, 1940 • Lettered: 1960-61-62 • 6-8, 225 • Hometown: Middletown, Ohio

Season	G	FGM/FGA	%	FTM/FTA	%	Reb.	Avg.	Pts.	Avg.
1959-60	27	283/444	.637	144/187	.770	442	16.3	710	26.3
1960-61	27	256/411	.623	159/208	.764	470	17.4	671	24.8
1961-62	28	237/388	.611	135/169	.799	499	17.8	609	21.7
Totals	**82**	**776/1,243**	**.624**	**438/564**	**.777**	**1,411**	**17.2**	**1,990**	**24.3**

Larry Siegfried

Born: May 22, 1939 • Lettered: 1959-60-61 • 6-3, 196 • Hometown: Shelby, Ohio

Season	G	FGM/FGA	%	FTM/FTA	%	Reb.	Avg.	Pts.	Avg.
1958-59	22	148/371	.399	136/164	.829	129	5.8	432	19.6
1959-60	28	145/311	.466	81/108	.755	107	3.8	371	13.2
1960-61	28	151/314	.481	123/143	.860	141	9.6	425	15.2
Totals	**78**	**444/996**	**.446**	**340/415**	**.819**	**377**	**4.8**	**1,228**	**15.7**

John Havlicek

Born: April 8, 1940 • Lettered: 1960-61-62 • 6-5, 205 • Hometown: Lansing, Ohio

Season	G	FGM/FGA	%	FTM/FTA	%	Reb.	Avg.	Pts.	Avg.
1959-60	28	144/312	.461	53/74	.716	205	7.3	341	12.2
1960-61	28	173/321	.539	61/87	.701	244	8.7	407	14.5
1961-62	28	196/377	.520	83/109	.761	271	9.6	475	16.9
Totals	**84**	**513/1,010**	**.508**	**197/270**	**.730**	**720**	**8.6**	**1,223**	**14.6**

Gary Bradds

Lettered: 1962-63-64 • 6-8, 200 • Hometown: Jamestown, Ohio

Season	G	FGM/FGA	%	FTM/FTA	%	Reb.	Avg.	Pts.	Avg.
1961-62	26	50/72	.694	23/40	.575	72	2.7	123	4.7
1962-63	24	237/453	.523	198/248	.798	312	13.0	672	28.0
1963-64	24	276/527	.523	183/231	.792	322	13.4	735	30.6
Totals	**74**	**563/1,052**	**.535**	**404/519**	**.778**	**706**	**9.5**	**1,530**	**20.7**



ROBIN FREEMAN



FRANK HOWARD

CONSENSUS ALL-AMERICANS-CAREER STATISTICS

Kelvin Ransey
Lettered: 1977-78-79-80 • 6-1, 182 • Hometown: Toledo, Ohio

Season	G	FGM/FGA	%	FTM/FTA	%	Reb.	Avg.	Pts.	Avg.
1976-77	25	149/365	.408	29/37	.784	84	3.4	327	13.1
1977-78	27	207/420	.493	60/81	.741	100	3.7	474	17.5
1978-79	31	282/516	.547	100/132	.758	112	3.6	664	21.4
1979-80	29	189/387	.488	91/109	.835	121	4.1	469	16.2
Totals	**112**	**827/1,688**	**.490**	**280/359**	**.780**	**417**	**3.7**	**1,934**	**17.3**

Dennis Hopson
Lettered: 1984-85-86-87 • 6-5, 194 • Hometown: Toledo, Ohio

Season	G	FGM/FGA	%	FTM/FTA	%	Reb.	Avg.	Pts.	Avg.
1983-84	29	63/133	.474	29/35	.828	108	3.7	155	5.3
1984-85	30	120/243	.494	53/72	.736	142	4.8	293	9.8
1985-86	33	275/505	.545	140/180	.778	193	5.8	690	20.9
1986-87	33	338/653	.518	215/264	.814	84	2.5	958	29.0
Totals	**125**	**796/1,534**	**.519**	**437/551**	**.793**	**712**	**5.7**	**2,096**	**16.8**

Jim Jackson
Lettered: 1990-91-92 • 6-6, 220 • Hometown: Toledo, Ohio

Season	G	FGM/FGA	%	FTM/FTA	%	Reb.	Avg.	Pts.	Avg.
1989-90	30	194/389	.499	73/93	.785	166	5.5	482	16.1
1990-91	31	228/441	.517	112/149	.752	169	5.5	585	18.9
1991-92	32	264/535	.493	146/180	.811	217	6.8	718	22.4
Totals	**93**	**686/1,335**	**.514**	**331/422**	**.784**	**552**	**5.9**	**1,785**	**19.2**

Scoonie Penn
Lettered: 1999-2000 • 5-10, 185 • Hometown: Salem, Mass

Season	G	FGM/FGA	%	FTM/FTA	%	Reb.	Avg.	Pts.	Avg.
1998-99	36	202/450	.449	117/158	.741	140	3.9	609	16.9
1999-00	30	147-381	.386	108-143	.755	131	4.4	467	15.6
Totals	**68**	**349/831**	**.420**	**225/301**	**.748**	**271**	**4.0**	**1,076**	**15.8**

Greg Oden
Lettered: 2007 7-0, 270 • Hometown: Indianapolis, Ind.

Season	G	FGM/FGA	%	FTM/FTA	%	Reb.	Avg.	Pts.	Avg.
2006-07	32	189/307	.616	123/196	.628	306	9.6	501	15.7
Totals	**32**	**189/307**	**.616**	**123/196**	**.628**	**306**	**9.6**	**501**	**15.7**

Evan Turner
Lettered: 2008-10 6-7, 205 • Hometown: Chicago

Season	G	FGM/FGA	%	FTM/FTA	%	Reb.	Avg.	Pts.	Avg.
2007-08	37	109-232	.470	72-103	.699	164	4.4	313	8.5
2008-09	33	193-384	.503	175-222	.788	234	7.1	572	17.3
2009-10	31	237-457	.519	138-183	.754	284	9.2	632	20.4
Totals	**101**	**539-1,073**	**.502**	**385-508**	**.758**	**682**	**6.8**	**1,517**	**15.0**

Jared Sullinger
Lettered: 2011-2012, 6-8, 280 • Hometown: Columbus, Ohio

Season	G	FGM/FGA	%	FTM/FTA	%	Reb.	Avg.	Pts.	Avg.
2010-11	37	222-410	.541	188-267	.704	377	10.2	635	17.2
2011-12	37	228-439	.519	175-228	.768	340	9.2	647	17.5
Totals	**74**	**450-849**	**.530**	**363-495**	**.733**	**717**	**9.7**	**1,282**	**17.3**

D'Angelo Russell
Lettered: 2015 6-5, 180 • Hometown: Louisville, Ky.

Season	G	FGM/FGA	%	FTM/FTA	%	Reb.	Avg.	Pts.	Avg.
2014-15	35	231/515	.449	118/156	.756	198	5.7	675	19.3
Totals	**35**	**231/515**	**.449**	**118/156**	**.756**	**198**	**5.7**	**675**	**19.3**

Keita Bates-Diop
Lettered: 2015-18 6-7, 235 • Hometown: Normal, Ill.

Season	G	FGM/FGA	%	FTM/FTA	%	Reb.	Avg.	Pts.	Avg.
2014-15	33	44-93	.473	19-28	.679	68	2.1	125	3.8
2015-16	33	141-311	.453	70-89	.787	210	6.4	388	11.8
2016-17	9	37-74	.500	10-14	.714	47	5.2	87	9.7
2017-18	34	247-515	.480	112-141	.794	296	8.7	672	19.8
Totals	**109**	**469-993**	**.472**	**211-272**	**.776**	**621**	**5.7**	**1,272**	**11.7**

SCOONIE PENN

EVAN TURNER

BUCKEYE GREATS

JOHNNY MINER

1923-25, Columbus, Ohio, East High School
Ohio State's first All-American (1925)
Ohio State Athletics Hall of Fame (1977)
Ohio Basketball Hall of Fame (2015)

JIMMY HULL

1938-39, Leesburg, Ohio, Greenfield McClain High School
1939 All-American
Played in the first NCAA Finals
Ohio State Athletics Hall of Fame (1977)
Ohio Basketball Hall of Fame (2007)

GARY BRADDS

1962-64, Jamestown, Ohio, Jamestown High School
1963 Second Team All-America
1964 First Team All-America
Ohio State Athletics Hall of Fame (1978)
Ohio Basketball Hall of Fame (2006)
No. 35 Jersey Retired Jan. 27, 2001

The late Gary Bradds was a two-time All-American for the Buckeyes, winning those honors his junior and senior years. Additionally, the 6-foot-8-inch Buckeye center was the national player of the year in 1964 when he averaged 30.6 points and 13.4 rebounds per game.

Bradds, a spindly, raw-boned product of Jamestown, Ohio, was a top reserve in 1962 and played in the national championship game when regular center Jerry Lucas was sub-par with a knee injury. As a junior, he replaced Lucas and averaged 28 points and 13 rebounds a game, helping the Buckeyes to a 20-4 record and a share of the Big Ten title.

Ohio State also shared the conference title his senior season, but failed to go to the NCAA tournament either year because of the championship format at the time. During his senior year, Bradds put together an incredible string of six-consecutive 40-point games, including a school-record 49 points against Illinois (2/10/64).

His 735 points that year is the second highest total in OSU history, trailing only Dennis Hopson's 958 in 1987. He ranks 12th in career scoring (1,530 points) at Ohio State.

Bradds was the second Buckeye men's basketball player to have his jersey number retired. Bradds had his No. 35 hoisted to the rafters at Value City Arena during a halftime ceremony Jan. 27, 2001 vs. Michigan State.

JIM CLEAMONS

1969-71, Columbus, Ohio, Linden McKinley High School
Ohio State Athletics Hall of Fame (1977)
Ohio Basketball Hall of Fame (2008)

Statistics tell only a small part of the story when it comes to Jim Cleamons. As captain of the 1971 team, he guided the sophomore-dominated Buckeyes to the Big Ten title and a win over No. 2 Marquette in the NCAA regional. Only an overtime loss to Western Kentucky in the regional finals kept Ohio State from an appearance in the Final Four. Cleamons was one of the finest leaders Ohio State has ever produced. A totally unselfish player, he was the glue that held the young Buckeyes together and inspired them to greater heights in 1971. At the end of that season, he was a unanimous choice as the Big Ten's most valuable player.

The 6-foot 5-inch Cleamons played forward as a sophomore and junior, but moved to point guard as a senior. He played the last month of the season with a broken wrist as the Buckeyes wrapped up their first Big Ten title since 1964. Nicknamed "The Cougar" because of his quickness, the slick left-hander scored 1,335 points during his career. His career average of 18.5 points per game is good for 10th place on the all-time OSU list. He also is seventh in career field goal percentage with a .542 figure. Cleamons was a first round pick of the Los Angeles Lakers.

He spent four years as an assistant coach with the Buckeyes and seven seasons as an assistant with the Chicago Bulls. He coached the Dallas Mavericks prior to taking over the ABL expansion franchise in Chicago for the 1998-99 season. Cleamons spent several years with Phil Jackson in Los Angeles, spent time with the New Orleans Hornets and was reunited in L.A. again in 2006 with Jackson and the Lakers. He is currently an assistant with the Milwaukee Bucks.



GARY BRADDS

JIM CLEAMONS

BRADDS' CAREER STATISTICS (OHIO STATE HOF CLASS OF 1978)

			Total		3-Point				Rebounds									
Year	G-GS	Min./Avg.	FG-FGA	Pct.	FG-FGA	Pct.	FT-FTA	Pct.	Off	Def	Tot	Avg.	PF-D	Ast	TO	Blk	Stl	Pts.- Avg.
1962	26	--	50-72	.694			23-40	.575			72	2.8	26					123-4.7
1963	24	--	237-453	.523			198-248	.798			312	13.0	69					672-28.0
1964	24	--	276-527	.523			183-231	.792			322	13.4	68					735-30.6
Totals	**74**		**563-1,052**	**.535**			**404-519**	**.778**			**706**	**9.5**	**163**					**1,530-20.7**

CLEAMONS' CAREER STATISTICS (OHIO STATE HOF CLASS OF 1984)

			Total		3-Point				Rebounds									
Year	G-GS	Min./Avg.	FG-FGA	Pct.	FG-FGA	Pct.	FT-FTA	Pct.	Off	Def	Tot	Avg.	PF-D	Ast	TO	Blk	Stl	Pts.- Avg.
1969	24		137-270	.507			125-163	.767			178	7.4	57					399-16.9
1970	24		211-353	.598			96-124	.774			193	8.0	60					518-21.6
1971	24		157-308	.510			104-140	.743			151	6.3	62					418-17.4

BUCKEYE GREATS

ROBIN FREEMAN

1954-56, Cincinnati, Ohio, Hughes High School
1955 Second Team All-America
1956 First Team All-America
Ohio State Athletics Hall of Fame (1979)
Ohio Basketball Hall of Fame (2007)

As far as most Ohio State basketball experts are concerned, little Robin Freeman ranks as one of the most exciting players ever to wear the scarlet and gray. A 5-foot-11-inch guard, Freeman was the first Ohio State player to include the jump shot in his offensive repertoire.

Freeman did not letter as a sophomore but he averaged 31.5 points through the first 13 games of his junior year before being sidelined with health problems that forced him to miss the final nine games of the year. Although he played in just 13 games that year, he was a consensus All-America pick. He had more points in 13 games than any of his teammates could manage in 22.

The Cincinnati native picked up as a senior where he had left off as a junior, averaging a school record 32.9 points per game and helping OSU to a 16-6 record. He also earned All-America honors that year, thus becoming Ohio State's first two-time basketball All-American.

Freeman's career scoring average of 28 points a game is the best in Ohio State history. His career total of 1,597 points in just 57 games is good for 10th place on the all-time OSU scoring list. Additionally, his 723 points in 1956, a school record at the time, is still the third highest one-season total at OSU, behind Dennis Hopson's 958 in 1987 and Gary Bradds' 735 in 1964.

ROBIN FREEMAN

JOHN HAVLICEK

1960-62, Lansing, Ohio, Bridgeport High School
1962 Second Team All-America
Ohio State Athletics Hall of Fame (1977)
Ohio Basketball Hall of Fame (2006)
No. 5 Jersey Retired Feb. 27, 2005

Although he probably was better known for his exploits as a member of the Boston Celtics, John Havlicek was an undeniably great college player. He was a three-year starter for the Buckeyes between 1960 and '62 and he helped the team to a 78-6 record, three-consecutive Final Fours and the 1960 National Championship. He was a two-time All-Big Ten pick and a first-team All-American as a senior.

Havlicek also was a two-time pick on the all-tournament team at the Final Four. He scored 1,223 points during his career, a total that is 26th on the all-time OSU scoring list. The 6-foot-5-inch forward also averaged 8.6 rebounds and still ranks 11th in that department. Havlicek holds several OSU records, including the best shooting performance in a game, a perfect nine-of-nine against Michigan in 1961. That effort was tied by Brian Brown against Florida State in 2000. After playing at Ohio State, Havlicek was drafted by the Cleveland Browns in the NFL and the Celtics.

The last player cut by the Browns (all-pro flanker Gary Collins was the player they kept), Havlicek went on to a distinguished career with the Boston Celtics, first as a sixth man and later as a starter.

Few players played the game with more intensity and few were better at accepting the challenge at the defensive end of the floor. He is a member of the Basketball Hall of Fame.

Havlicek's No. 5 jersey was retired during the 2004-05 season (vs. Wisconsin, Feb. 27). He is one of five Ohio State men's basketball players to have his number officially retired.



JOHN HAVLICEK

FREEMAN'S CAREER STATISTICS (OHIO STATE HOF CLASS OF 1979)

			Total		3-Point				Rebounds									
Year	G-GS	Min./Avg.	FG-FGA	Pct.	FG-FGA	Pct.	FT-FTA	Pct.	Off	Def	Tot	Avg.	PF-D	Ast	TO	Blk	Stl	Pts.- Avg.
1954	22		185-461	.401			95-122	.779					48					465-21.1
1955	13		149-341	.437			111-137	.810					27					409-31.5
1956	22		259-562	.461			205-253	.810					50					723-32.9
Totals	**57**		**593-1,364**	**.435**			**411-512**	**.803**					**125**					**1,597-28.0**

HAVLICEK'S CAREER STATISTICS (OHIO STATE HOF CLASS OF 1977)

			Total		3-Point				Rebounds									
Year	G-GS	Min./Avg.	FG-FGA	Pct.	FG-FGA	Pct.	FT-FTA	Pct.	Off	Def	Tot	Avg.	PF-D	Ast	TO	Blk	Stl	Pts.- Avg.
1960	28		144-312	.462			53-74	.716			205	7.3	61					341-12.2
1961	28		173-321	.539			61-87	.701			244	8.7	55					407-14.5
1962	28		196-377	.520			83-109	.761			271	9.7	55					475-17.0
Totals	**84**		**513-1,010**	**.508**			**197-270**	**.730**			**720**	**8.6**	**171**					**1,223-14.6**

BUCKEYE GREATS

DENNIS HOPSON

1984-87, Toledo, Ohio, Bowsher High School
1987 Second Team All-America
Ohio State Athletics Hall of Fame (1994)
Ohio Basketball Hall of Fame (2014)

If ever a player saved his best for last, it was Dennis Hopson. After respectable, but certainly not spectacular, sophomore and junior years, Hopson thrust himself into the national spotlight as a senior by averaging 29 points a game. Second nationally in scoring that year, Hopson was named the 1987 United Press International Big Ten Player of the Year and was accorded a spot on *The Sporting News* All-America team.

Thanks to a school record 958 points in 1987, "Hop" is the Buckeyes' all-time leading scorer with a point total of 2,096 points in 125 games. The 6-foot-5-inch forward holds several other school records, including the mark for most field goals made in a season — 338 as a senior — and most free throws made (215). He also handed out an impressive 120 assists and had 71 steals as a senior. Hopson's scoring average in his final season is the third best in OSU history and ranks second in career steals (164).

After graduation, Hopson was a first-round pick of the New Jersey Nets.

He was selected to the OSU Athletics Hall of Fame in 1994 and earned his diploma from Ohio State with a degree in education (2006).

Hopson joined the coaching staff of Northwood University in West Palm Beach, Fla., in 2007 where he served under head coach Rollie Massimino. In September 2009, he became an assistant basketball coach at Bowling Green.

BILL HOSKET

1966-68, Dayton, Ohio, Belmont High School
1968 Academic All-America
Ohio State Athletics Hall of Fame (1978)
Ohio Basketball Hall of Fame (2006)

Bill Hosket Jr., was captain and MVP of the 1968 Ohio State team which won the Big Ten title in a playoff and then went on to finish third at the NCAA championships by beating an Elvin Hayes-led Houston squad in the consolation game.

Hosket averaged 20.1 points and 11.4 rebounds as a senior, leading the Buckeyes to a 21-8 record. He was an All-Big Ten pick at forward that year. As a junior, the 6-foot-8-inch Hosket, whose father, Bill Sr., also played for Ohio State, was an All-Big Ten choice at center, averaging 19.6 points and 12.6 rebounds.

Hosket was a three-year starter for the Buckeyes, leading OSU in rebounding and scoring all three of those years and pacing the team in field goal percentage as a sophomore and junior. He scored 1,441 points in 74 games, a total that places him 17th on the OSU career scoring list.

He also pulled down 910 rebounds, the fourth highest total in Ohio State history, and averaged 12.3 rebounds per game, a figure that is second only to Jerry Lucas' 17.2 average.

Hosket was selected to the 1968 Olympic team and then played with the New York Knicks. He also has the distinction of being Ohio State's first Academic All-American in basketball.

JIM JACKSON

1990-92, Toledo, Ohio, Macomber High School
1991, 1992 First Team All-America
Ohio State Athletics Hall of Fame (1998)
Ohio Basketball Hall of Fame (2006)
No. 22 Jersey Retired Feb. 10, 2001

A three-year starter for the Buckeyes, Jim Jackson helped restore Ohio State basketball glory by leading OSU to three NCAA tournaments and two Big Ten championships in an abbreviated career. A clutch player with a penchant for making the game-winning play, Jackson started 93-consecutive games for Ohio State before opting to skip his final year of college ball and go directly to the NBA.

The 6-foot-6-inch guard/forward was the 1990 Big Ten Freshman of the Year and the Big Ten player of the year in each of the next two seasons. Jackson also was a two-time All-American, and was selected by United Press International as the college player of the year as a junior.

Jackson scored 1,785 points during his career and is the sixth-leading scorer in Ohio State history. His career scoring average of 19.2 points a game is the ninth-best in OSU annals. He led Ohio State in scoring in each of his three years as a starter and was the Buckeyes' leading rebounder as a junior.

He also ranks among the school's career leaders in assists (372/eighth) and steals (147/eighth-tie). At the end of his junior year, Jackson was the fourth player taken in the NBA draft by the Dallas Mavericks. He last played for the Phoenix Suns in 2005.

Jackson was the third Buckeye men's basketball player to have his jersey number retired. Jackson had his No. 22 hoisted to the rafters at Value City Arena during a halftime ceremony Feb. 10, 2001 vs. Wisconsin. He is currently working as a basketball analyst for the Fox Sports.

HOPSON'S CAREER STATISTICS (OHIO STATE HOF CLASS OF 1994)

			Total		3-Point				Rebounds									
Year	G-GS	Min./Avg.	FG-FGA	Pct.	FG-FGA	Pct.	FT-FTA	Pct.	Off	Def	Tot	Avg.	PF-D	Ast	TO	Blk	Stl	Pts.- Avg.
1984	29-9	541/18.7	63-133	.474			29-35	.829			108	3.7	38	22	34	14	21	155-5.3
1985	30-21	764/25.5	120-243	.494			53-72	.736			142	4.7	62	45	47	9	18	293-9.8
1986	33-33	1,148/34.8	275-505	.545			140-180	.778			193	5.8	52	71	103	17	54	690-20.9
1987	33-33	1,158/35.1	338-653	.545	67-160	.419	215-264	.814			269	8.2	75	120	92	19	71	958-29.0
Total	**125-96**	**3,611/28.9**	**796-1,534**	**.519**	**67-160**	**.419**	**437-551**	**.793**			**712**	**5.7**	**220**	**258**	**276**	**59**	**164**	**2,096-16.8**

HOSKET'S CAREER STATISTICS (OHIO STATE HOF CLASS OF 1978)

			Total		3-Point				Rebounds									
Year	G-GS	Min./Avg.	FG-FGA	Pct.	FG-FGA	Pct.	FT-FTA	Pct.	Off	Def	Tot	Avg.	PF-D	Ast	TO	Blk	Stl	Pts.- Avg.
1966	24		179-368	.486			87-116	.750			314	13.1	87					445-18.5
1967	21		154-282	.546			104-159	.654			264	12.6	78					412-19.6
1968	29		228-422	.540			128-190	.674			332	11.4	108					584-20.1
Totals	**74**		**561-1,072**	**.523**			**319-465**	**.686**			**910**	**12.3**	**273**					**1,441-19.5**

JACKSON'S CAREER STATISTICS (OHIO STATE HOF CLASS OF 1998)

			Total		3-Point				Rebounds									
Year	G-GS	Min./Avg.	FG-FGA	Pct.	FG-FGA	Pct.	FT-FTA	Pct.	Off	Def	Tot	Avg.	PF-D	Ast	TO	Blk	Stl	Pts.- Avg.
1990	30-30	1,035/34.5	194-389	.499	21-59	.356	73-93	.785			166	5.5	81	110	96	14	39	482-16.1
1991	31-31	997/32.2	228-411	.517	17-51	.333	112-149	.752			169	5.5	69	133	100	24	55	585-18.9
1992	32-32	1,133/35.4	264-535	.493	44-108	.407	146-180	.811			217	6.8	69	129	108	8	53	718-19.2
Total	**93-93**	**3,165/34.0**	**686-1,335**	**.514**	**82-218**	**.376**	**331-422**	**.784**			**552**	**5.9**	**219**	**372**	**304**	**46**	**147**	**1,785-19.2**

BUCKEYE GREATS

CLARK KELLOGG

1980-82, Cleveland, Ohio, St. Joseph High School
Ohio State Athletics Hall of Fame (2001)
Ohio Basketball Hall of Fame (2006)

Clark Kellogg broke into the OSU lineup early in his freshman year and was a starter the next two years before passing up his senior season in favor of the NBA. At the end of his junior year, he was a first-round pick of the Indiana Pacers.

During his OSU career, the 6-foot-8-inch Kellogg averaged 14.9 points and 10.1 rebounds, scoring 1,285 points and pulling down 872 rebounds in 86 games.

He was the 1982 Big Ten's Most Valuable Player, when he averaged 16.1 points and 10.5 rebounds per game. His best year statistically, however, was in 1981, when he averaged 17.3 points and 12.0 rebounds.

Kellogg led the Buckeyes in both scoring and rebounding as a sophomore and junior. He is 22nd in career scoring and fifth in career rebounding at OSU. He also ranks fifth in career rebounding average and 10th in blocked shots.

When his professional career ended prematurely because of a knee injury, he began a broadcasting career with the Indiana Pacers' radio network. He currently works as a college basketball analyst for CBS Sports. Additionally, he is Vice President of Player Relations for the Indiana Pacers and a member of the Board of Trustees at The Ohio State University.

JERRY LUCAS

1960-62, Middletown, Ohio, Middletown High School
1960-61-62 First Team All-America
Ohio State Athletics Hall of Fame (1977)
Ohio Basketball Hall of Fame (2006)
No. 11 Retired Feb. 23, 2000

Still considered by many as the finest player the Big Ten has ever produced, Jerry Lucas was a three-time All-American for the Buckeyes between 1960 and 1962.

During the Lucas era, Ohio State posted a 78-6 record, won three Big Ten titles, captured the 1960 national championship and was runner-up in both 1961 and '62. The only three-time choice as the Big Ten player of the year, he also was a two-time pick as the MVP of the Final Four and was the national player of the year as both a junior and senior.

The 6-foot-8-inch Lucas led the nation in field goal shooting for three-consecutive years and still holds the OSU career record for field goal percentage with a .624 figure. At the time he graduated, Lucas was OSU's all-time leading scorer with 1,990 points in 82 games, an average of 24.3 points a game. He currently holds down third place on the point list. Lucas could have scored much more if he chose to do so, but he was a total team player and would willingly pass up an open shot in order to get the ball to a teammate.

Lucas holds the OSU single-season (17.8, Sr.) and career (17.2) rebounding records. His 1,411 career rebounds is a school record.

In both 1960 and 1961, he was voted the most outstanding player of the NCAA Final Four. He connected on 16-of-24 field goals and all three free throws in 1960 on his way to 35 points. He also collected 23 rebounds that year in the two games.

In 1961, his junior year, Lucas hit 20-of-28 shots from the field and 16-of-17 free throws while gathering 25 rebounds in the two Final Four contests.

After graduation, Lucas starred in the NBA, playing with Cincinnati, San Francisco and New York.

The late Wilt Chamberlin called Lucas the toughest player he had ever played against.

Lucas' No. 11 jersey was the first retired at Ohio State. The ceremony took place Feb. 23, 2000 at halftime in a

LUCAS' CAREER STATISTICS (OHIO STATE HOF CLASS OF 1977)

			Total		3-Point				Rebounds									
Year	G-GS	Min./Avg.	FG-FGA	Pct.	FG-FGA	Pct.	FT-FTA	Pct.	Off	Def	Tot	Avg.	PF-D	Ast	TO	Blk	Stl	Pts.- Avg.
1960	27		283/444	.637			144/187	.770			442	16.3	71					710-26.3
1961	27		256/411	.623			159/208	.764			470	17.4	59					671-24.8
1962	28		237/388	.611			135/169	.799			499	17.8	52					609-21.7
Totals	**82**		**776-1,243**	**.624**			**438-564**	**.777**			**1,411**	**17.2**	**182**					**1,990-24.3**
	84	6	41469-16.2															
Totals	**112**	**3,892/34.8**	**827-1,688**	**.490**			**280-359**	**.780**			**417**	**3.7**	**315**	**516**	**308**	**25**	**169**	**1,934-17.3**

KELLOGG'S CAREER STATISTICS (OHIO STATE HOF CLASS OF 2001)

			Total		3-Point				Rebounds									
Year	G-GS	Min./Avg.	FG-FGA	Pct.	FG-FGA	Pct.	FT-FTA	Pct.	Off	Def	Tot	Avg.	PF-D	Ast	TO	Blk	Stl	Pts.- Avg.
1980	29-27	878/30.3	136-313	.435			63-79	.797			232	8.0	73	76	98	16	34	335-11.6
1981	27-27	971/36.0	190-395	.481			88-112	.786			324	12.0	86	54	103	25	32	468-17.3
1982	30-30	1,102/36.7	213-404	.527			56-77	.727			316	10.5	72	30	63	19	40	482-16.1
Total	**86-84**	**2,951/34.3**	**539-1,112**	**.485**			**207-268**	**.772**			**872**	**10.1**	**231**	**160**	**264**	**60**	**106**	**1,285-14.9**

BUCKEYE GREATS

KELVIN RANSEY

1977-80, Toledo, Ohio, Macomber
1980 Second Team All-America
Ohio State Athletics Hall of Fame (1986)

Kelvin Ransey was a four-year starter and two-time captain for the Buckeyes. The 6-foot-2-inch point guard won All-Big Ten honors as a sophomore, junior and senior. He was a first team All-American as a senior, when OSU posted a 21-8 record and lost to UCLA in the first round of the NCAA regionals.

Albeit in a losing performance, Ransey turned in one of his finest games against UCLA, scoring 29 points before fouling out in the closing minute of play. Ransey scored more points than any guard in Ohio State history — 1,934 in 112 games.

That total ranks him fourth on the all-time OSU scoring list, behind forward Dennis Hopson (2,096) and centers Herb Williams (2,011) and Jerry Lucas (1,990).

Ransey's career scoring average of 17.8 is 12th best in OSU history. Ransey led Ohio State in scoring each of his last three years, including a career best mark of 21.4 as a senior. Ransey also is the OSU career assist leader with a total of 516. He had 177 of those as a senior, at the time a school record.

A tremendously quick player, Ransey also is tied for eighth in career steals with 147.

HERB WILLIAMS

1978-81, Columbus, Ohio, Marion Franklin High School
Ohio State Athletics Hall of Fame (1999)
Ohio Basketball Hall of Fame (2008)

Herb Williams was a four-year starter for the Buckeyes and was named to the Big Ten team as a junior, when OSU advanced to the NCAA regionals and finished the year with a sparkling 21-8 record. During his career, the 6-foot-11-inch Williams, unquestionably one of the finest athletes ever to play for Ohio State, scored 2,011 points and pulled down 1,111 rebounds.

At the end of the 1981 campaign, Williams moved past Jerry Lucas as Ohio State's all-time leading scorer. He currently is second in OSU annals, behind Dennis Hopson (2,096).

He also is second in career rebounding, behind Lucas (1,411). The big center is the only Ohio State player to score 2,000 points and pull down 1,000 rebounds.

Williams is the school leader in career field goals made with 834 in 114 games. He led Ohio State in rebounding his freshman, sophomore and junior years and averaged 9.7 rebounds during his career.

He also led the Buckeyes in scoring as a junior, with an average of 17.6 points per game. He is second all-time in career blocked shots with 328. Williams was a first round draft choice of the Indiana Pacers. He later played for Dallas and ended his playing career with the New York Knicks. He spent 15 years playing in the NBA.

RANSEY'S CAREER STATISTICS (OHIO STATE HOF CLASS OF 1986)

			Total		3-Point				Rebounds									
Year	G-GS	Min./Avg.	FG-FGA	Pct.	FG-FGA	Pct.	FT-FTA	Pct.	Off	Def	Tot	Avg.	PF-D	Ast	TO	Blk	Stl	Pts.- Avg.
1977	25	789/31.6	149-365	.408			29-37	.784			84	3.4	60	69	51	10	21	327-13.1
1978	27	948/35.1	207-420	.493			60-81	.741			100	3.7	83	138	79	6	53	474-17.6
1979	31	1,163/37.5	282-516	.547			100-132	.758			112	3.6	99	132	94	3	54	664-21.4
1980	29	992/34.2	189-387	.488			91-109	.835			121	4.2	73	177	84	6	41	469-16.2
Totals	**112**	**3,892/34.8**	**827-1,688**	**.490**			**280-359**	**.780**			**417**	**3.7**	**315**	**516**	**308**	**25**	**169**	**1,934-17.3**

WILLIAMS' CAREER STATISTICS (OHIO STATE HOF CLASS OF 1999)

			Total		3-Point				Rebounds									
Year	G-GS	Min./Avg.	FG-FGA	Pct.	FG-FGA	Pct.	FT-FTA	Pct.	Off	Def	Tot	Avg.	PF-D	Ast	TO	Blk	Stl	Pts.- Avg.
1978	27	992/36.7	196-407	.482			60-91	.659			308	11.4	66	32	73	79	15	452-16.7
1979	31	1,212/39.1	253-483	.524			111-166	.669			325	10.5	67	27	97	81	28	617-20.0
1980	29	992/34.2	206-415	.496			97-147	.659			263	9.1	63	21	67	90	22	509-17.6
1981	27	1,020/37.8	179-368	.486			75-109	.688			215	8.0	75	22	73	78	8	433-16.0
Totals	**114**	**4,216/37.9**	**834-1,673**	**.499**			**343-513**	**.669**			**1,111**	**9.7**	**271**	**102**	**310**	**328**	**112**	**2,011-17.6**

BUCKEYE GREATS

MICHAEL REDD

1998-2000, Columbus, Ohio, West High School
Ohio State Athletics Hall of Fame (2009)
Ohio Basketball Hall of Fame (2009)

- Served as captain during the 1999-00 season. Named the Ohio State team MVP his rookie season (1998-99) and was co-MVP as both a sophomore and junior.
- Earned First Team All-Big Ten accolades at the guard position in 2000 and was the league's freshman of the year in 1998.
- Ranks No. 6 in career scoring at Ohio State with 1,879 points. In three seasons as a Buckeye, averaged 19.6 points per game, the seventh best career scoring average in Ohio State history.
- Led the Big Ten in scoring as a freshman with 21.9 points per game. His 658 points as a rookie rates No. 2 in the Ohio State freshman records book behind the 675 tallied by D'Angelo Russell in 2015.
- Redd's rookie scoring average of 21.9 points a game is an Ohio State freshman record, as are the 241 field goals scored in 1998-99.
- His 703 points scored in 1999 ranks No. 7 in a single season at Ohio State.
- Led Ohio State in scoring all three years as a Buckeye and is one of only three players all-time to score more than 500 points in a single season three times.
- Made 699 career field goals, No. 6 all-time in Ohio State history. His 261 field goals in 1999 rank No. 7 for a single season at Ohio State.
- Grabbed 194 rebounds (6.4 rpg.) as a freshman to lead the team. Also led the team as a junior with 196 boards (6.5 rpg.).
- Named NCAA All-South Regional Team in 1999. Scored 133 career points in NCAA Tournament play, sixth most in Ohio State history.
- Earned an Olympic Gold Medal in the 2008 Summer Games in China.
- Scored the first field goal in Value City Arena history, a 3-pointer vs. Oakland No. 13, 1998.
- Elected into the Ohio State Athletics Hall of Fame in 2009.
- Drafted by the Milwaukee Bucks in the second round of the 2000 NBA Draft.

SCOONIE PENN

1999-2000, Salem, Mass., Salem High School
2000 Second Team All-America
Ohio State Athletics Hall of Fame (2013)

- Voted into the Ohio State Hall of Fame in 2013.
- Played just two years at Ohio State following a transfer from Boston College. Earned a starting role as both a junior and senior.
- Named Big Ten Player of the Year in 1999, his first season of eligibility at Ohio State and was a two-time first team All-Big Ten guard (1999, 2000).
- Ranks 44th in career scoring in Ohio State history with 1,076 career points.
- His 609 points scored as a junior rates No. 20 all-time at Ohio State in single season scoring.
- Led the Buckeyes at the foul line as a junior making 117 of 158 free throws (.741).
- Is tied for the No. 4 spot in career 3-pointers made with 153. The 88 makes from 3-point range in 1999 rates No. 6 at Ohio State in a single season.
- His 12 assists vs. Florida A&M Dec. 11, 1999 are the sixth most in a single game in Ohio State history and his 70 steals as a junior rate 10th all-time at OSU.
- Penn's assist to running mate Michael Redd vs. Oakland University Nov. 13, 1998 stands as the first helper recorded in the history of Value City Arena.
- Served as Ohio State captain in 1999 and 2000. He was named a captain before playing his first game in an Ohio State uniform.
- Named Ohio State's Co-MVP in both 1999 and 2000.
- Named the Most Outstanding Player in the 1999 NCAA South Regional.
- His 123 points scored in NCAA Tournament play rates seventh all-time at Ohio State.
- Drafted by the Atlanta Hawks in the second round of the 2000 NBA Draft. Spent his entire professional playing career overseas.
- Claimed the 2000 Francis Pomeroy Award given annually to the best college player under 6-feet.



KEN JOHNSON

1998-01, Detroit, Mich., Henry Ford High School
Big Ten, Ohio State All-Time Blocked Shots Record Holder

- A four year starter at center for the Buckeyes from 1998-2000.
- Owns both the Ohio State and Big Ten record for career blocks with 444. Also owns three of the top four single season block totals in OSU history. His 161 rejections in 2000 is a single season record for the Buckeyes. He also holds the No. 2 (125 in 2001) and No. 4 spots (100 in 1999).
- Twice blocked an Ohio State record 11 shots in a single game. He did so vs. St. John's (1/22/00) and later vs. Iowa (2/9/00). Blocked eight or more shots in a single game seven times in his Ohio State career.
- His 58 blocks as a freshman rates No. 4 all-time in Ohio State's rookie record book.
- Drafted in the second round of the 2001 NBA Draft by the Miami Heat.
- Tied for the No. 46 spot on the Ohio State career scoring list with 1,055.
- His career field goal shooting percentage of .540 (416-771) rates No. 7 all-time at Ohio State.
- Collected 739 career rebounds, the ninth most in Ohio State history. Led the Buckeyes in rebounding in both 1999 (204/5.7 rpg.) and 2001 (226/7.3).
- Started 123 of 127 career games at Ohio State, the fifth most starts in Ohio State history.
- Won the opening tip vs. Oakland University Nov. 13, 1998 in the first game played at Value City Arena. Also grabbed the first rebound, recorded the first block, dunk and two-point field goal at VCA.
- Served as a captain for the Buckeyes in 2001 and was a co-MVP at OSU in 2000 and the lone OSU MVP in 2001.
- Along with teammates Michael Redd and Scoonie Penn, named to the NCAA All-South Regional team in 1999.
- Earned first team All-Big Ten accolades in 2001.
- Named the Big Ten Defensive Player of the Year Award in both 2000 and 2001.

REDD'S CAREER STATISTICS (OHIO STATE HOF CLASS OF 2009)

			Total		3-Point				Rebounds									
Year	G-GS	Min./Avg.	FG-FGA	Pct.	FG-FGA	Pct.	FT-FTA	Pct.	Off	Def	Tot	Avg.	PF-D	Ast	TO	Blk	Stl	Pts.- Avg.
1998	30-30	1,179/39.3	241-550	.438	46-152	.303	130-211	.616	74	120	194	6.5	67-2	91	104	3	61	658-21.9
1999	36-36	1,187/33.0	261-560	.466	46-135	.341	135-220	.614	77	126	203	5.6	61-1	85	89	2	51	703-19.5
2000	30-30	1,000/33.3	197-452	.436	34-108	.315	90-116	.776	56	140	196	6.5	56-1	62	62	6	37	513-17.3
Totals	**96-96**	**3,366/35.1**	**669-1,562**	**.448**	**126-395**	**.319**	**355-547**	**.649**	**207**	**386**	**593**	**6.2**	**184-4**	**238**	**255**	**11**	**149**	**1,879-19.6**

PENN'S CAREER STATISTICS (OHIO STATE HOF CLASS OF 2013)

			Total		3-Point				Rebounds									
Year	G-GS	Min./Avg.	FG-FGA	Pct.	FG-FGA	Pct.	FT-FTA	Pct.	Off	Def	Tot	Avg.	PF-D	Ast	TO	Blk	Stl	Pts.- Avg.
1999	36-36	1,247/34.6	202-450	.449	88-229	.384	117-158	.741	17	123	140	3.9	79-0	154	96	4	70	609-16.9
2000	30-36	1,051/35.0	147-381	.386	65-208	.313	108-143	.755	13	118	131	4.4	60-0	130	78	2	66	467-15.6
Totals	**66-66**	**2,298/34.8**	**349-831**	**.420**	**153-437**	**.350**	**225-301**	**.746**	**30**	**241**	**271**	**4.1**	**271-0**	**284**	**174**	**6**	**136**	**1,076-16.3**

JOHNSON'S CAREER STATISTICS

			Total		3-Point				Rebounds									
Year	G-GS	Min./Avg.	FG-FGA	Pct.	FG-FGA	Pct.	FT-FTA	Pct.	Off	Def	Tot	Avg.	PF-D	Ast	TO	Blk	Stl	Pts.- Avg.
1998	30-26	811/27.0	79-162	.488	0-0	.000	45-73	.616	54	73	127	4.2	105-7	16	42	58	9	203-6.8
1999	36-36	951/26.4	98-188	.521	0-0	.000	35-72	.486	80	124	204	5.7	102-1	8	39	100	11	231-6.4
2000	30-30	885/29.5	94-170	.553	0-0	.000	47-74	.635	70	112	182	6.1	88-3	9	35	161	5	235-7.8
2001	31-31	916/29.5	145-251	.578	0-0	.000	96-135	.711	63	163	226	7.3	81-2	25	73	125	12	386-12.5
Totals	**127-123**	**3,563/28.1**	**416-771**	**.540**	**0-0**	**.000**	**223-354**	**.630**	**267**	**472**	**739**	**5.8**	**376-13**	**58**	**189**	**444**	**37**	**1,055-8.3**

BUCKEYE GREATS

TERENCE DIALS

2002, 2004-06, Youngstown, Ohio, Boardman High School
2006 Big Ten Player of the Year
Ohio State Athletics Hall of Fame (2015)

- Big Ten Player of the Year, First Team All-Big Ten, 2006.
- No. 14 on the Ohio State all-time scoring list with 1,566 career points.
- Led the Buckeyes with 509 (15.9 ppg.) points in 2005 and with 488 (15.3 ppg.) in 2006.
- One of 32 Buckeyes to score 500 points in a single season.
- Ranks No. 4 all-time at OSU in career field goal percentage (604-1,082/.558).
- Led Ohio State in field goal percentage in both 2005 (198-345/.574) and 2006 (194-347/.559).
- Ranks No. 3 all-time in Ohio State history in career free throws attempted (552).
- Ranked No. 5 all-time at OSU with 876 career rebounds.
- Led the Buckeyes in rebounding in 2004 (198/6.6 rpg.), 2005 (253/7.9) and 2006 (257/8.0).
- As a freshman in 2002, finished No. 2 among Ohio State rookies all-time with a .623 field goal percentage (86-138).
- His 132 games played ranks No. 11 all-time at Ohio State.
- Posted 18 double-doubles for his career, which is tied for the No. 17 spot in Ohio State history.
- Grabbed 10 offensive rebounds vs. New Hampshire (12/28/04) to set a Value City Arena record for most offensive boards in a single game.
- Was an Ohio State captain in both 2005 and 2006.
- Earned Ohio State Most Valuable Player honors in both 2005 and 2006.
- Selected by the Chicago Tribune as the Big Ten's MVP in 2006.

DAVID LIGHTY

2007-08-10-11, Cleveland, Ohio
Villa Angela-St. Joseph High School

- Ranks No. 21 on the Ohio State career scoring list with 1,458 career points.
- Was part of 129 career wins at Ohio State, the most for any Ohio State player in history.
- Ranks No. 10 on the career 3-pointers made list at Ohio State with 141. Knocked down seven 3s in seven attempts vs. George Mason in his hometown of Cleveland in the 2011 NCAA Tournament. The seven makes is tied for the sixth most in a single game in OSU history.
- His 7 of 7 effort from 3 range vs. George Mason set an Ohio State single game 3-point shooting percentage record.
- His 191 career steals ranks No. 4 all-time at Ohio State.
- Played in an Ohio State record 157 career games with 125 career starts, the fourth most in OSU history.
- Served as captain for the 2008 Buckeyes.
- Scored 104 career points in NCAA Tournament play, 10th most in Ohio State history.

GREG ODEN

2007, Indianapolis, Ind., Lawrence North High School
2007 Second Team All-America

- Following his freshman year at Ohio State, selected with the No. 1 overall pick in the 2007 NBA Draft by the Portland Trailblazers. The pick was the 17th of a total of 23 NBA first round picks from Ohio State.
- Earned first team All-Big Ten accolades along with rookie teammate Mike Conley Jr.
- Is the first of four Ohio State Big Ten Freshmen of the Year during the Thad Matta era (2005-present).
- Also earned both national and Big Ten Defensive Player of the Year honors.
- Was a consensus second team All-America selection.
- Earned John R. Wooden All-America honors and was a finalist for the 2007 John R. Wooden Award.
- Played the majority of the 2006-07 season with a right wrist injury, playing in 32 of 39 games. Scored 501 points, one of just 32 players all-time to reach 500 or more points in a season at least once at Ohio State
- Made nearly 62 percent of his field goals (189-307), the fourth best single season shooting percentage in Ohio State history.
- Connected on all eight shots vs. Cleveland State Dec. 29, 2006, to tie an OSU record for single game field goal percentage.
- Averaged 9.6 rebounds per game, the ninth best average in single season history at Ohio State.
- Credited with 306 rebounds in 2007, the first 300-rebound season in 22 years at the time and just the third 300-rebound season overall since Brad Sellers grabbed 416 boards in 1986. Jared Sullinger collected 377 in 2011 and 340 in 2012.
- Blocked 105 shots, which is tied for ninth most in a career at Ohio State. In the OSU freshman record books, that total rates No. 1 all-time in a single season and is the third most all-time in a single season at OSU.
- Overall, Oden's freshman season was one of the best in Ohio State history. Among rookies all-time, Oden ranks No. 5 in scoring (501 pts.), No. 6 in scoring average (15.7 ppg.), No. 7 in field goals made (189), No. 3 in field goal percentage (.616/189-307), No. 3 in free throws made (123), No. 3 in total rebounds (306), No. 3 in rebound average (9.6) and No. 1 in blocked shots (105).
- Against Iowa Jan. 20, 2007, Oden connected on 12 of 13 shots from the field to set an Ohio State freshman record (minimum 10 made) for single game field goal percentage (.923).
- He also holds OSU freshman single game record for offensive rebounds (9 vs. Purdue March 10, 2007) and holds down the No. 3 spot in defensive rebounds (13 vs. Tennessee Jan. 13, 2007), the No. 2 spot in total rebounds (19 vs. Purdue, 3/10/07) and blocked shots (8 vs. Michigan, 2/6/07).
- Finished his career with 14 double-doubles, which rates No. 24 all-time at Ohio State in a career, No. 21 in a single season and No. 3 in the freshman record books.
- Named Ohio State's Co-MVP in 2007 along with classmate Mike Conley Jr.
- Was named the 2007 Pete Newell Big Man Award.
- Named the 2007 NCAA All-South Regional team.
- Part of an Ohio State team that won a school record 35 total games, won the Big Ten regular season and postseason tournament titles and advanced to the 2007 NCAA National Championship game. The season was Ohio State's ninth of 10 total Four Appearances.

DIALS' CAREER STATISTICS (OHIO STATE HOF CLASS OF 2015)

			Total		3-Point				Rebounds									
Year	G-GS	Min./Avg.	FG-FGA	Pct.	FG-FGA	Pct.	FT-FTA	Pct.	Off	Def	Tot	Avg.	PF-D	Ast	TO	Blk	Stl	Pts.- Avg.
2002	32-0	529/16.5	86-138	.623	0-0	.000	42-71	.592	50	83	133	4.2	86-1	15	23	23	18	214-6.7
2003	6-4	135/22.5	15-32	.469	0-0	.000	12-19	.632	16	19	35	5.8	17-0	5	9	7	5	42-7.0
2004	30-29	803/26.8	111-220	.505	0-0	.000	91-127	.717	79	119	198	6.6	91-4	32	71	20	19	313-10.4
2005	32-32	1,054/32.7	198-345	.574	0-1	.000	113-183	.617	91	162	253	7.9	85-1	27	68	18	24	509-15.9
2006	32-32	974/30.4	194-347	.559	0-1	.000	100-152	.658	82	175	257	8.0	86-1	19	63	35	29	488-15.3
Totals	**132-97**	**3,486/26.4**	**604-1,082**	**.558**	**0-2**	**.000**	**358-552**	**.649**	**318**	**558**	**876**	**6.6**	**365-7**	**98**	**234**	**103**	**95**	**1,879-11.9**

LIGHTY'S CAREER STATISTICS

			Total		3-Point				Rebounds									
Year	G-GS	Min./Avg.	FG-FGA	Pct.	FG-FGA	Pct.	FT-FTA	Pct.	Off	Def	Tot	Avg.	PF-D	Ast	TO	Blk	Stl	Pts.- Avg.
2007	39-7	637/16.3	49-131	.374	8-40	.200	37-54	.685	31	57	88	2.3	56-0	40	45	6	20	143-3.7
2008	37-37	1,185/32.0	126-283	.445	33-101	.327	48-77	.623	45	88	133	3.6	75-1	89	83	9	48	333-9.0
2009	7-7	230/32.9	24-51	.471	5-19	.263	15-28	.536	12	28	40	5.7	14-0	13	13	2	10	68-9.7
2010	37-37	1,344/36.3	164-333	.492	44-115	.383	96-152	.632	53	115	168	4.5	90-1	110	85	20	58	468-12.6
2011	37-37	1,186/32.1	153-327	.468	51-119	.429	89-142	.627	49	99	148	4.0	72-1	122	58	17	55	446-12.1
Totals	**157-125**	**4,582/29.2**	**516-1,125**	**.459**	**141-394**	**.358**	**285-453**	**.629**	**190**	**387**	**577**	**3.7**	**307-3**	**374**	**284**	**54**	**191**	**1,458-9.3**

ODEN'S CAREER STATISTICS

			Total		3-Point				Rebounds									
Year	G-GS	Min./Avg.	FG-FGA	Pct.	FG-FGA	Pct.	FT-FTA	Pct.	Off	Def	Tot	Avg.	PF-D	Ast	TO	Blk	Stl	Pts.- Avg.
2007	32-31	925/28.9	189-307	.616	0-0	.000	123-196	.628	113	193	306	9.6	87-1	21	64	105	18	501-15.7
Totals	**32-31**	**925/28.9**	**189-307**	**.616**	**0-0**	**.000**	**123-196**	**.628**	**113**	**193**	**306**	**9.6**	**87-1**	**21**	**64**	**105**	**18**	**501-15.7**

BUCKEYE GREATS

MIKE CONLEY JR.

2007, Indianapolis, Ind., Lawrence North High School
Ohio State Athletics Hall of Fame (2017)

- The second of three Buckeyes selected in the first 21 overall picks of the 2007 NBA Draft. Conley Jr. went No. 4 to the Memphis Grizzlies. High school and Ohio State teammate Greg Oden went No. 1 to the Portland Trailblazers and fellow OSU rookie Daequan Cook was selected No. 21 overall by the Philadelphia 76ers. Conley Jr. was the 18th of 23 all-time Buckeyes selected in the first round of the NBA Draft.
- Earned 2007 First Team All-Big Ten honors along with Oden in 2007.
- Started a wildly successful postseason performance earning 2007 Big Ten Tournament Most Valuable Player honors, the first of four Buckeyes to claim the award in the Thad Matta era.
- Followed the BTT effort with the 2007 NCAA South Regional Most Outstanding Player Award.
- Owns the Ohio State single season overall and freshman record for assists with 238.
- Averaged 6.1 assists a game, the second highest average in Ohio State history. Kelvin Ransey averaged 6.3 helpers in 1980 (171 total).
- Credited with six career games with at least 10 assists, second all-time behind Shannon Scott with eight (2012-15).
- Recorded 87 steals, the third most overall and the most by a freshman in Ohio State single season history.
- In Ohio State's freshman record book, Conley Jr. ranks No. 8 in scoring (441 pts.), No. 8 in field goals made (160), No. 9 in field goal percentage (.518/160-309), No. 5 in made free throws (100), No. 1 in assists (238) and steals (87).
- Three times credited with five steals in a single game to tie the Ohio State rookie record for thefts in a game. His six games with 10 assists are tied for fourth.
- Was named Ohio State's Co-MVP along with Greg Oden in 2007.
- Part of an Ohio State team that won a school record 35 total games, won the Big Ten regular season and postseason tournament titles and advanced to the 2007 NCAA National Championship game. The season was Ohio State's ninth of 10 total Four Appearances.

JON DIEBLER

2008-11, Upper Sandusky, Ohio
Upper Sandusky High School
Ohio State, Big Ten Record 374 Career Made 3-pointers

- Selected in the second round of the 2011 NBA Draft by the Portland Trailblazers.
- Ended his career No. 15 on the Ohio State career scoring list with 1,536 career points.
- Ranks No. 4 all-time at Ohio State in career free throw shooting percentage (.826/152-184).
- Owns both the Ohio State and Big Ten career record for made 3-pointers with 374.
- Set the Ohio State single-season record with 116 made 3s in 2010. He also owns the No. 2 spot with 114 made treys in 2011 and the No. 4 position with 96 in 2009.
- Made 10 of 12 3-pointers March 1, 2011 at Penn State to set both the Ohio State and Big Ten record for made 3s in a single game.
- Of Ohio State's Top 12 single game efforts from 3-point range as far as makes, Diebler owns seven with a game with 10 made, one with nine, one with eight, and four games with seven makes.
- Diebler attempted 900 3-pointers in his Ohio State career, the most all-time.
- With a career 3-point shooting percentage of 41.6 percent (374-900), Diebler owns the second best long range shooting percentage in Ohio State history.
- As a senior in 2011, Diebler made 50 percent of his long range shots (114-227) to set an Ohio State single season record for 3-point shooting percentage.
- Played in 144 career games at Ohio State, the fifth most in Ohio State history. His 115 starts ranks No. 8 all-time.

EVAN TURNER

2008-10, Chicago, Ill., St. Joseph's
2010 National Player of the Year
2010 First Team All-America
No. 21 Jersey Retired Feb. 16, 2016
Ohio State Athletics Hall of Fame (2016)

- Selected with the No. 2 overall pick of the first round of the 2010 NBA Draft by the Philadelphia 76ers. He was Ohio State's 22nd of 24 total NBA first rounders all-time.
- A 2010 First Team consensus All-American, Turner earned National Player of the Year accolades to go with 2010 Big Ten Player of the Year honors.
- The second conference player of the year in the Matta era (Terence Dials in 2006) and first national player of the year.
- Earned First Team All-Big Ten honors as both a sophomore and junior in 2009, 2010.
- One of four Big Ten Tournament MVPs (2010) in the Matta era.
- Finished No. 18 on the Ohio State all-time scoring list with 1,517 career points.
- Ninth all-time in career made foul shots with 385 and is No. 8 in single season free throws made with 175.
- Led the Buckeyes in rebounding as a sophomore (234/7.1 rpg.) and junior (284/9.2 rpg.).
- Ranks No. 9 all-time in career assists at Ohio State with 414. His 185 assists in 2010 ranks No. 5 all-time.
- Owns two of Ohio State's five all-time triple doubles. Scored 14 points, grabbed 17 rebounds and handed out 10 assists in a 100-60 win vs. Alcorn State Nov. 9, 2009. Had a stat line of 16 pts., 10 rebs., 11 asts., in 84-64 win vs. Lipscomb Nov. 28, 2009.
- Finished career with 27 double doubles, 12th most all-time in Ohio State history, tied with John Havlicek. Posted 16 double doubles as a junior, the 18th most in a single season at OSU.
- Named Ohio State's MVP as both a sophomore and junior in 2009, 2010.
- Named the Big Ten player of the week an Ohio State record 10 times.
- Had his No. 21 Jersey retired at halftime of the Michigan game Feb. 16, 2016.

CONLEY'S CAREER STATISTICS

			Total		3-Point				Rebounds									
Year	G-GS	Min./Avg.	FG-FGA	Pct.	FG-FGA	Pct.	FT-FTA	Pct.	Off	Def	Tot	Avg.	PF-D	Ast	TO	Blk	Stl	Pts.- Avg.
2007	39-39	1,231/31.6	160-309	.518	21-69	.304	100-144	.694	27	107	134	3.4	60-1	238	86	10	87	441-11.3
Totals	**39-39**	**1,231/31.6**	**160-309**	**.518**	**21-69**	**.304**	**100-144**	**.694**	**27**	**107**	**134**	**3.4**	**60-1**	**238**	**86**	**10**	**87**	**441-11.3**

DIEBLER'S CAREER STATISTICS

			Total		3-Point				Rebounds									
Year	G-GS	Min./Avg.	FG-FGA	Pct.	FG-FGA	Pct.	FT-FTA	Pct.	Off	Def	Tot	Avg.	PF-D	Ast	TO	Blk	Stl	Pts.- Avg.
2008	37-8	781/21.1	63-207	.304	48-166	.289	43-55	.782	13	73	86	2.3	45-0	45	43	6	26	217-5.9
2009	33-33	1,211/36.7	117-278	.421	96-231	.416	40-50	.800	10	108	118	3.6	43-0	82	53	10	34	370-11.2
2010	37-37	1,375/37.2	148-338	.438	116-276	.420	69-79	.873	9	93	102	2.8	65-0	54	38	3	42	481-13.0
2011	37-37	1,320/35.7	145-286	.507	114-227	.502	64-79	.810	14	84	98	2.6	37-0	88	35	5	36	468-12.6
Totals	**144-115**	**4,687/32.5**	**473-1,109**	**.427**	**374-900**	**.416**	**216-263**	**.821**	**46**	**358**	**404**	**2.8**	**190-0**	**269**	**169**	**24**	**138**	**1,536-10.7**

TURNER'S CAREER OHIO STATE STATISTICS

			Total		3-Point				Rebounds									
Year	G-GS	Min./Avg.	FG-FGA	Pct.	FG-FGA	Pct.	FT-FTA	Pct.	Off	Def	Tot	Avg.	PF-D	Ast	TO	Blk	Stl	Pts.- Avg.
2008	37-30	1,004/27.1	109-232	.470	23-69	.333	72-103	.699	33	131	164	4.4	90-1	98	99	19	47	313-8.5
2009	33-33	1,202/36.4	193-384	.503	11-25	.440	175-222	.788	56	178	234	7.1	97-2	131	117	27	58	572-17.3
2010	31-31	1,109/35.8	237-457	.519	20-55	.364	138-183	.745	62	222	284	9.2	86-3	185	136	28	54	632-20.4
Totals	**101-94**	**3,315/32.8**	**539-1,073**	**.502**	**54-149**	**.362**	**385-508**	**.758**	**151**	**531**	**682**	**6.8**	**273-6**	**414**	**352**	**74**	**159**	**1,517-15.0**

BUCKEYE GREATS

WILLIAM BUFORD

2009-12, Toledo, Ohio, Libbey High School
2009 Big Ten Freshman of the Year

- One of four Buckeyes to be named Big Ten Freshman of the Year (2009) during Thad Matta's tenure. There have been seven total Big Ten rookies of the year in Ohio State history: Jim Jackson (1990), Greg Simpson (1993), Michael Redd (1998), Greg Oden (2007), Buford, Jared Sullinger (2011) and D'Angelo Russell (2015).
- Finished career tied for the No. 3 spot all-time in career scoring at Ohio State with 1,990 career points.
- Is one of three Buckeyes all-time to score more than 500 points in a single season three times (Lucas, Redd).
- Made 744 career field goals, good for the No. 5 spot all-time at Ohio State. His 1,689 field goals attempted rank No. 1 in Ohio State history.
- Ranks 10th all-time at OSU with an 81.1 free throw shooting percentage (287-354). His 83.2 FT pct. (94-113) as a senior in 2012 ranks as the 8th best single season effort in Ohio State history.
- Made 215 career 3-pointers, good for teh No. 3 spot in Ohio State history. The 558 career attempts from long range also rank third.
- Connected on 44.2 percent of his 3-point attempts as a junior (61-138), the second best single season effort in OSU history. His career 38.5 percent accuracy (215-558). from long range ranks No. 7 all-time.
- As a freshman in 2009, Buford's totals rank No. 9 all-time in scoring (372 pts.), No. 10 in field goals made (142), No. 4 in 3-pointers made (43) and No. 1 in free throw percentage (.849/45-53).
- A four-year starter, Buford played in 145 career games as a Buckeye, the fourth most in history. His 137 career starts rank No. 1 all-time.
- Scored 162 career points in NCAA Tournament play, the third most in Ohio State history (Lucas-266; D. Thomas 205). Buford's 64 rebounds also rank third in NCAA competition behind Jerry Lucas (197) and John Havlicek (105).

JARED SULLINGER

2011-12, Columbus, Ohio, Northland High School
2011, 2012 First Team All-America

- Selected with the 21st pick in the first round of the 2012 NBA Draft by the Boston Celtics. He is Ohio State's 23rd NBA first round draft pick.
- Earned consensus All-America honors as both a freshman in 2011 and sophomore 2012. He is the first Buckeye to earn back to back first team consensus All-America honors since Jim Jackson in 1991, 1992. Sullinger also is just the third Buckeye to earn multiple first team recognition. Jerry Lucas as a three-time All-American in 1960-61-62.
- Sullinger earned first team All-Big Ten honors in both 2011 and 2012 and was the league's freshman of the year in 2011, the third of Thad Matta's four rookies of the year since 2005.
- In addition to earning the Big Ten's freshman of the year, Sullinger was named the 2011 national freshman of the year winning the Wayman Tisdale Trophy as the country's top rookie.
- The winner of the 2011 Big Ten Tournament MVP, Sullinger is one of four Buckeyes to earn top individual honors in the league's annual tournament in the Matta era (Conley 2007, Turner 2010, and Aaron Craft in 2013).
- Finished career 31st on the Ohio State all-time scoring list with 1,282 points and a scoring average of 17.2 ppg.
- Scored more than 600 points in each of his two seasons on the Ohio State roster, one of six Buckeyes all-time to accomplish that feat.
- Scored an Ohio State freshman record 40 points vs. IUPUI (12/9/10), that total also was the 17th-t highest individual scoring effort in Ohio State history. It also was the most points scored by a Buckeye since a 41 point effort by Dennis Hopson at Dayton in 1986.
- Tied the Ohio State single game field goal shooting percentage record by making all eight attempts vs. Penn State Jan. 5, 2006.
- With 188 made free throws in 2011, Sullinger owns the No. 5 spot in Ohio State history for made foul shots in a single season. He also has the No. 7 spot with 175 makes as a sophomore in 2012.
- Knocked down 16 free throws, twice, vs. IUPUI (12/9/10) and at Northwestern (3/11/11), the third most (tie) made foul shots in a single game at Ohio State.
- Attempted the most free throws in Ohio State single season history in 2011 (267). Also in the No. 7 spot with 228 free throw attempts in 2012.
- On the glass, Sullinger has two of the Top 6 single season rebound totals in Ohio State history with 377 in 2011 at No. 5 and 340 in 2012 at No. 6. His career rebound average of 9.68 rpg. is eighth best in Ohio State history.
- Averaged a double-double as a freshman with 17.2 points per game and 10.2 rebounds. The rebound average was the highest for a Buckeye since Brad Sellers averaged 12.6 rebounds per game in 1986.
- His 635 points scored as a rookie rates as the third most by a freshman in Ohio State history.
- Among Ohio State freshman all-time, Sullinger is No. 3 in scoring average (17.2 ppg.), No. 3-t in field goals made (222), No. 6 in field goal percentage (.541/222-410), No. 1 in free throws made (188), No. 1 in total rebounds (377) and No. 2 in rebound average (10.2 rpg).
- Sullinger also holds several of the top single game performances by a freshman in Ohio State history. He is No. 1 in field goals made (13-t) at Florida Nov. 16, 2010, No. 2 in field goal percentage (min. 10 made/.765/13-17) at Florida, No. 1 in free throws made, twice with 16, No. 1 in free throws attempted (23) vs. IUPUI, No. 1 in defensive rebounds, twice, (14) at Illinois Jan. 22, 2011 and vs. South Carolina Dec. 18, 2010, No. 2 in total rebounds (19-t) vs. South Carolina and No. 1 in points scored (40) vs IUPUI.
- The 40 points scored vs. IUPUI and 19 rebounds vs. South Carolina are Value City Arena records.
- Ended two-year career with 35 double doubles, the 10th most in Ohio State history.
- His 18 double-doubles in 2011 tied an Ohio State freshman record also held by Herb Williams (1978) and overall that total rates as the 10th best in a single season all-time at OSU. Gary Bradds also had 18 D-Ds in 1963. Sullinger's 17 D-Ds as a sophomore in 2012 rates as the 13th-t best total in Ohio State history.
- In NCAA Tournament play, Sullinger was named to the 2012 All-East Regional Team. His 135 career points in NCAA Tournament play rank as the fifth most in Ohio State history. His 58 rebounds also are fifth all-time at Ohio State.
- The Big Ten selected Sullinger as it's player of the week seven times and as the freshman of the week a record 12 times in 2011.

BUFORD'S CAREER STATISTICS

			Total		3-Point				Rebounds									
Year	G-GS	Min./Avg.	FG-FGA	Pct.	FG-FGA	Pct.	FT-FTA	Pct.	Off	Def	Tot	Avg.	PF-D	Ast	TO	Blk	Stl	Pts.- Avg.
2009	33-25	968/29.3	142-317	.448	43-119	.361	45-53	.849	29	93	122	3.7	49-0	35	39	12	28	372/11.3
2010	37-37	1,271/34.4	197-450	.438	49-128	.383	89-118	.754	52	157	209	5.6	81-1	116	65	10	41	532/14.4
2011	36-36	1,167/32.4	200-433	.462	61-138	.442	59-70	.843	35	106	141	3.9	78-1	106	66	11	29	520/14.4
2012	39-39	1,320/33.8	205-489	.419	62-173	.358	94-113	.832	35	159	194	5.0	71-0	104	84	9	33	566/14.5
Totals	**145-137**	**4,726/32.6**	**744-1,669**	**.440**	**215-558**	**.385**	**287-354**	**.811**	**151**	**515**	**666**	**4.6**	**279-2**	**361**	**254**	**42**	**131**	**1,990/13.7**

SULLINGER'S CAREER STATISTICS

			Total		3-Point				Rebounds									
Year	G-GS	Min./Avg.	FG-FGA	Pct.	FG-FGA	Pct.	FT-FTA	Pct.	Off	Def	Tot	Avg.	PF-D	Ast	TO	Blk	Stl	Pts.- Avg.
2011	37-37	1,172/31.7	222-410	.541	3-12	.250	188-267	.704	131	246	377	10.2	90-1	43	59	20	37	635/17.2
2012	37-36	1,123/30.4	228-439	.519	16-40	.400	175-228	.768	116	224	340	9.2	109-1	46	71	39	43	647/17.5
Totals	**74-73**	**2,295/31.0**	**450-849**	**.530**	**19-52**	**.365**	**363-495**	**.733**	**247**	**470**	**717**	**9.7**	**199-2**	**89**	**130**	**59**	**80**	**1,282/17.3**

BUCKEYE GREATS

AARON CRAFT

2011-14, Findlay, Ohio, Libety Benton High School
2012-13-14 First Team Academic All-America
2013-14 Division I Basketball Academic All-America of the Year

- Three-time CoSIDA Capital One First Team Academic All-America. Twice named the Division I Academic All-American of the Year in the sport of men's basketball (2013, 2014). Four-time Ohio State Scholar Athlete.
- Elite 89 Award Winner for highest GPA in the 2012 Final Four.
- Named a 2013 first team All-Big Ten selection, one of 11 named to the first team in the Thad Matta era.
- Also named the Big Ten's defensive player of the year twice, the first as a sophomore and then again following his senior campaign in 2014. He was a member of the all-defensive team all four seasons as a Buckeye (2011-12-13-14).
- As a freshman came off the bench for the Buckeyes in 2011 and was named the Big Ten's Sixth Man of the Year, the third award winner for the Buckeyes under Matta's direction.
- Ohio State Big Ten Medal of Honor winner in 2014.
- Named NABC National Defensive Player of the Year in 2014, the second Buckeye to win the honor (Greg Oden in 2007).
- Big Ten Tournament MVP in 2013, one of four Buckeyes all-time to earn the honor.
- Owns the career assist record at Ohio State with 694.
- Craft owns three of Top 10 OSU single season assists records (No. 6 in 2012-181, No. 7 in 2013-177, No. 10 in 2014-172).
- Set the Ohio State and Big Ten career steals record with 337 thefts.
- Craft owns four of Top 6 OSU single season steals records (No. 1 in 2012-98, No. 2 in 2014-89, No. 4 in 2013-77, No. 6 in 2011-73)
- Led Ohio State in both assists and steals all four years of his career.
- Recorded four games with 10 or more assists and seven games with six or more steals. Record seven steals, second most in a single game at Ohio State, twice (vs. American University Nov. 20, 2013 and vs. Iowa Jan. 19, 2011).
- His 15 helpers vs. George Mason (3/20/11) ranks No. 2 all-time for assists in a game at Ohio State and No. 1 in an NCAA Tournament game.
- One of three players in Big Ten history with 600+ assists and 300+ steals.
- Averaged nearly 30 wins per season as a Buckeye (119 total). Along with classmate Lenzelle Smith Jr., owns career wins record for a four-year senior class.
- It took just 119 games total to win 100 for Craft and Smith Jr., the fastest to the century wins mark in OSU history.
- Craft played in 148 total games, second most in Ohio State history. His 112 starts rate No. 10 all-time.
- Played an Ohio State record 4,819 career minutes and ended career 28th on the all-time scoring list with 1,314 career points.
- No. 2 among Ohio State freshman all-time in both assists (177) and steals (73). Mike Conley Jr. holds both records with 238 assists and 87 steals in 2007.
- Named Ohio State's Most Valuable Player in 2014.
- Scored 120 points in NCAA Tournament play, ninth most in Ohio State history. His 49 rebounds also ninth most at OSU.

CRAFT'S CAREER STATISTICS

			Total		3-Point				Rebounds									
Year	G-GS	Min./Avg.	FG-FGA	Pct.	FG-FGA	Pct.	FT-FTA	Pct.	Off	Def	Tot	Avg.	PF-D	Ast	TO	Blk	Stl	Pts.- Avg.
2011	37-1	1,069/29.6	83-180	.461	26-69	.377	64-88	.727	20	87	107	2.9	101-2	177	79	4	73	256/6.9
2012	39-39	1,255/32.2	115-230	.500	23-64	.359	92-129	.713	22	104	126	3.2	96-2	181	84	7	98	345/8.8
2013	37-37	1,263/34.1	129-309	.417	27-90	.300	86-112	.768	19	113	132	3.6	82-2	172	71	6	77	371/10.0
2014	35-35	1,205/34.4	113-239	.473	16-53	.302	100-135	.741	11	116	127	3.6	85-1	164	90	3	89	342/9.8
Totals	**148-112**	**4,819/32.6**	**440-958**	**.459**	**92-276**	**.333**	**342-464**	**.737**	**72**	**420**	**492**	**3.3**	**364-7**	**694**	**324**	**20**	**337**	**1,314/8.9**

HONORS & AWARDS

MOST VALUABLE PLAYERS

1947 ..... Jack Underman
1948 ..... Dick Schnittker
1949 ..... Dick Schnittker
1950 ..... Bob Donham
1951 ..... Jim Remington
1952 ..... Paul Ebert
1953 ..... Paul Ebert
1954 ..... Paul Ebert
1955 ..... John Miller
1956 ..... Robin Freeman
1957 ..... Gene Millard
1958 ..... Ken Sidle
1959 ..... Larry Siegfried
1960 ..... Jerry Lucas
1961 ..... Jerry Lucas
1962 ..... Jerry Lucas
1963 ..... Gary Bradds
1964 ..... Gary Bradds
1965 ..... Dick Ricketts
1966 ..... Bob Dove
1967 ..... Bill Hosket
1968 ..... Bill Hosket
1969 ..... Dave Sorenson
1970 ..... Dave Sorenson
1971 ..... Jim Cleamons
1972 ..... Mark Minor
1973 ..... Allan Hornyak
1974 ..... Bill Andreas
1975 ..... Bill Andreas
1976 ..... Craig Taylor
1977 ..... Larry Bolden
1978 ..... Kelvin Ransey
1979 ..... Herb Williams
1980 ..... Kelvin Ransey
1981 ..... Herb Williams
1982 ..... Clark Kellogg
1983 ..... Tony Campbell
1984 ..... Tony Campbell
1985 ..... Ron Stokes
1986 ..... Brad Sellers
1987 ..... Dennis Hopson
1988 ..... Jay Burson
1989 ..... Jay Burson
1990 ..... Perry Carter
Jim Jackson
1991 ..... Jim Jackson
1992 ..... Jim Jackson
1993 ..... Jamie Skelton
Lawrence Funderburke
1994 ..... Lawrence Funderburke
1995 ..... Doug Etzler
Antonio Watson
1996 ..... Jermaine Tate
1997 ..... Damon Stringer
1998 ..... Michael Redd
1999 ..... Scoonie Penn
Michael Redd
2000 ..... Ken Johnson
Scoonie Penn, Michael Redd
George Reese
2001 ..... Ken Johnson
2002 ..... Brian Brown
2003 ..... Brent Darby
2004 ..... Velimir Radinovic
2005 ..... Terence Dials
2006 ..... Terence Dials
2007 ..... Greg Oden/Mike Conley Jr
2008 ..... Jamar Butler
2009 ..... Evan Turner
2010 ..... Evan Turner
2011 ..... Jared Sullinger
2012 ..... Jared Sullinger
2013 ..... Deshaun Thomas
2014 ..... Aaron Craft
2015 ..... D'Angelo Russell
2016 ..... Marc Loving
2017 ..... Jae'Sean Tate
2018 ..... Keita Bates-Diop

D-I CONSENSUS ALL-AMERICA SELECTIONS

1925 ..... Johnny Miner. First
1931 ..... Wes Fesler, First
1939 ..... Jimmy Hull, First
1944 ..... Don Grate, Second
1945 ..... Don Grate, Second
1950 ..... Dick Schnittker, First
1955 ..... Robin Freeman, Second
1956 ..... Robin Freeman, First
1957 ..... Frank Howard, Second
1960 ..... Jerry Lucas, First
1961 ..... Jerry Lucas, First
Larry Siegfried, Second
1962 ..... Jerry Lucas, First
John Havlicek, Second
1963 ..... Gary Bradds, Second
1964 ..... Gary Bradds, First
1980 ..... Kelvin Ransey, Second
1987 ..... Dennis Hopson, Second
1991 ..... Jimmy Jackson, First
1992 ..... Jimmy Jackson, First
2000 ..... Scoonie Penn, Second
2007 ..... Greg Oden, Second
2010 ..... Evan Turner, First
2011 ..... Jared Sullinger, First
2012 ..... Jared Sullinger, First
2015 ..... D'Angelo Russell, First
2018 ..... Keita Bates-Diop, Second

D'Angelo Russell

TEAMS USED FOR CONSENSUS ALL-AMERICA SELECTIONS

1-The Associated Press....1948-present
2-U.S. Basketball Writers Assn.
1960-present
3-National Assn. of Basketball Coaches
1957-present
4-Sporting News 1943-46, 1997-present
5-Helms Foundation 1925-48
6-United Press International ... 1949-96
7-Converse Yearbook 1932-48
8-Pic Magazine 1942-44
9-Argosy Magazine 1945
10-College Humor Mag..... 1929-33, '36
11-Madison Square Garden..... 1937-42
12-Collier's (Basketball Coaches)
1939, 1949-56
13-Look Magazine 1949-63
14-Int'national News Service ... 1950-58
Christy Walsh Syndicate 1929-30
Literary Digest Magazine..... 1934
Omaha World Newspaper 1937
Newspaper Enterprises Assn.
1938, 1953-63
True Magazine 1946-47

OHIO STATE FIRST TEAM CONSENSUS ALL-AMERICANS

1925 ..... Johnny Miner
1931 ..... Wes Fesler
1939 ..... Jimmy Hull
1950 ..... Dick Schnittker
1956 ..... Robin Freeman
1960 ..... Jerry Lucas
1961 ..... Jerry Lucas
1962 ..... Jerry Lucas
1964 ..... Gary Bradds
1991 ..... Jim Jackson
1992 ..... Jim Jackson
2010 ..... Evan Turner
2011 ..... Jared Sullinger
2012 ..... Jared Sullinger
2015 ..... D'Angelo Russell

YEAR-BY-YEAR ALL-AMERICANS

1925 ..... Johnny Miner (5)
1931 ..... Wes Fesler (5,10)
1937 ..... Tippy Dye (11)
1939 ..... Jimmy Hull (5,7,12,14)
1944 ..... Don Grate (7,8)
1945 ..... Don Grate (7,9)
Arnie Risen (5,7)
1946 ..... Paul Huston (5,7)
1949 ..... Dick Schnittker (1,5,6)
1950 ..... Dick Schnittker (1,5,6,12,13)
1953 ..... Paul Ebert (1,5,6,13)
1954 ..... Paul Ebert (1,5,6)
1955 ..... Robin Freeman (1,6,12)
1956 ..... Robin Freeman (1,5,6,13,14)
1957 ..... Frank Howard (1,3,6,13)
1958 ..... Frank Howard (1)
1960 ..... Jerry Lucas (1,3,4,5,6,13)
1961 ..... Jerry Lucas (1,3,4,5,6,13)
Larry Siegfried (1,3,4,5,6,13)
John Havlicek (1,6)
Mel Nowell (1)
1962 ..... Jerry Lucas (1,2,3,4,5,6)
John Havlicek (1,2,3,4,5,6)
1963 ..... Gary Bradds (1,3,6)
1964 ..... Gary Bradds (1,2,3,5,6)
1968 ..... Bill Hosket (1)
1969 ..... Dave Soresnon (1)
1971 ..... Jim Cleamons (1)
1972 ..... Allan Hornyak (1,3,6)
Luke Witte (1,3)
1973 ..... Allan Hornyak (6)
1979 ..... Kelvin Ransey (6)
1980 ..... Kelvin Ransey (2,3,6)
Herb Williams (1)
1982 ..... Clark Kellogg (1)
1987 ..... Dennis Hopson (1,2,3,6)
1989 ..... Jay Burson (1)
1991 ..... Jimmy Jackson (1,2,3,6)
Treg Lee (1)
1992 ..... Jimmy Jackson (1,2,3,6)
1999 ..... Scoonie Penn (1,2,3)
2000 ..... Scoonie Penn (1,2,3,4)
Michael Redd (1)
2001 ..... Ken Johnson (1)
2006 ..... Terence Dials (1)
2007 ..... Greg Oden (1,2,3,4)
Mike Conley Jr. (1)
2009 ..... Evan Turner (1)
2010 ..... Evan Turner (1,2,3,4)
2011 ..... Jared Sullinger (1,2,3,4)
2012 ..... Jared Sullinger (1,2,3,4)
2013 ..... Deshaun Thomas (1,3,4)
Aaron Craft (1)
2015 ..... D'Angelo Russell (1,2,3,4)
2018 ..... Keita Bates-Diop (1,2,3,4)

ASSOCIATED PRESS ALL-AMERICANS

1949 ..... Dick Schnittker, Third
1950 ..... Dick Schnittker, First
1953 ..... Paul Ebert, Second
1954 ..... Paul Ebert, Hon. Mention
1955 ..... Robin Freeman, First
1956 ..... Robin Freeman, First
1957 ..... Frank Howard, Second
1958 ..... Frank Howard, Honorable Mention
1960 ..... Jerry Lucas, First
1961 ..... Jerry Lucas, First
John Havlicek, Third
Larry Siegfried, Third
Mel Nowell, Honorable Mention
1962 ..... Jerry Lucas, First
John Havlicek, Second
1963 ..... Gary Bradds, First
1964 ..... Gary Bradds, First
1968 ..... Bill Hosket, Honorable Mention
1969 ..... Dave Sorenson, Third
1971 ..... Jim Cleamons, Honorable Mention
1972 ..... Allan Hornyak, Hon. Men.
Luke Witte, Honorable Mention
1980 ..... Herb Williams, Third
1982 ..... Clark Kellogg, Honorable Mention
1987 ..... Dennis Hopson, Second
1989 ..... Jay Burson, Honorable Mention
1991 ..... Jim Jackson, Second
Treg Lee, Honorable Mention
1992 ..... Jim Jackson, First
1999 ..... Scoonie Penn, Third
2000 ..... Scoonie Penn, Third
Michael Redd, Honorable Mention

HONORS & AWARDS

2001 .....Ken Johnson, Honorable Mention
2006....Terence Dials, Honorable Mention
2007.....Greg Oden, First
Mike Conley Jr., Honorable Mention
2009.....Evan Turner, Honorable Mention
2010 .....Evan Turner, First
2011 ..... Jared Sullinger, First
2012..... Jared Sullinger, First
2013.....Deshaun Thomas, Third
Aaron Craft, Honorable Mention
2015..... D'Angelo Russell, First
2018.....Keita Bates-Diop, Second

USBWA ALL-AMERICANS

1962..... Jerry Lucas, First
John Havlicek, First
1964.....Gary Bradds, First
1980.....Kelvin Ransey, Second
1987..... Dennis Hopson, Second
1991.....Jimmy Jackson, First
1992.....Jimmy Jackson, First
1999.....Scoonie Penn, Second
2000 .....Scoonie Penn, Second
2007..... Greg Oden, Second
2010 .....Evan Turner, First
2011 ..... Jared Sullinger, First
2012..... Jared Sullinger, First
2015..... D'Angelo Russell, First
2018.....Keita Bates-Diop, Second

NABC ALL-AMERICANS

1957..... Frank Howard, Third
1960..... Jerry Lucas, First
1961..... Jerry Lucas, First
Larry Siegfried, Third
1962..... Jerry Lucas, First
John Havlicek, Second
1963..... Gary Bradds, Third
1964.....Gary Bradds, First
1972.....Allan Hornyak, Second
Luke Witte, Third
1980.....Kelvin Ransey, Third
1987..... Dennis Hopson, Second
1991..... Jimmy Jackson, Second
1992.....Jimmy Jackson, First
1999.....Scoonie Penn, Third
2000 .....Scoonie Penn, Second
2007..... Greg Oden, Second
2010 .....Evan Turner, First
2011 ..... Jared Sullinger, First
2012..... Jared Sullinger, First
2013.....Deshaun Thomas, Third
2015..... D'Angelo Russell, First
2018.....Keita Bates-Diop, Second

HELMS FOUNDATION ALL-AMERICANS

1925.....John Miner, First
1931..... Wes Fesler, First
1939.....Jimmy Hull, First
1945.....Arnie Risen, Second
1946..... Paul Huston, First
1949.....Dick Schnittker, Third
1950..... Dick Schnittker, First
1953.....Paul Ebert, Second
1954.....Paul Ebert, Third
1956.....Robin Freeman, First
1960..... Jerry Lucas, First
1961..... Jerry Lucas, First
Larry Siegfried, First
1962..... Jerry Lucas, First
John Havlicek, First
1964.....Gary Bradds, First

UPI ALL-AMERICANS

1949.....Dick Schnittker, Third
1950..... Dick Schnittker, First
1953.....Paul Ebert, Third
1954.....Paul Ebert, Third
1955..... Robin Freeman, Second
1956.....Robin Freeman, First
1957..... Frank Howard, Third
1960..... Jerry Lucas, First
1961..... Jerry Lucas, First
1961..... John Havlicek, Second
1961.....Larry Siegfried, Third
1962..... Jerry Lucas, First
1962.....John Havlicek, First
1963.....Gary Bradds, First
1964.....Gary Bradds, First
1972.....Allan Hornyak, Second
1973.....Allan Hornyak, Third
1979.....Kelvin Ransey, Third
1980.....Kelvin Ransey, Second
1987..... Dennis Hopson, Second
1991.....Jimmy Jackson, First
1992.....Jimmy Jackson, First

SPORTING NEWS ALL-AMERICANS

1960..... Jerry Lucas, First
1961..... Jerry Lucas, First
Larry Siegfried, First
1962..... Jerry Lucas, First
John Havlicek, Second
2000 .....Scoonie Penn, Second
2007..... Greg Oden, Second
2010 .....Evan Turner, First
2011 ..... Jared Sullinger, First
2012..... Jared Sullinger, First
2013.....Deshaun Thomas, Second
2015..... D'Angelo Russell, First
2018.....Keita Bates-Diop, Second

CONSENSUS FIRST TEAM ALL-AMERICANS (BY SCHOOL)

School	No.	Players
Kansas	30	23
North Carolina	27	18
Kentucky	26	21
Purdue	26	18
Penn	24	14
Notre Dame	23	14
Duke	22	19
Wisconsin	21	18
UCLA	21	15
Columbia	19	13
Indiana	16	13
Ohio State	15	11

DIVISION I ACADEMIC ALL-AMERICAN

1968..... Bill Hosket
2012..... Aaron Craft
2013..... Aaron Craft
2014..... Aaron Craft

DIVISION I ACADEMIC ALL-AMERICAN OF THE YEAR

2013..... Aaron Craft
2014..... Aaron Craft

NCAA ELITE 89 AWARD

2012..... Aaron Craft
(Highest GPA in Final Four)

NCAA POSTGRADUATE SCHOLARSHIP WINNER

1968.....
Bill Hosket

NCAA DIVISION I PLAYER OF THE YEAR

1961.....Jerry Lucas, AP, UPI,
USBWA (Oscar Robertson Trophy),
The Sporting News
1962.....Jerry Lucas, AP, UPI,
USBWA (Oscar Robertson Trophy),
The Sporting News
1964..... Gary Bradds, AP, UPI
1992..... Jimmy Jackson, UPI
2010 .....Evan Turner, Sporting News
USBWA (Oscar Robertson Trophy),
AP, NABC, Naismith, Wooden

JERRY WEST AWARD -- NATION'S TOP SHOOTING GUARD

2015..... D'Angelo Russell

DIVISION I DEFENSIVE PLAYER OF THE YEAR

2007.....Greg Oden
2014..... Aaron Craft

DIVISION I FR. OF THE YEAR

2011 ..... Jared Sullinger, Sporting News, NABC (Wayman Tisdale Award)

PETE NEWELL BIG MAN AWARD

2007.....Greg Oden

NCAA ALL-REGIONAL TEAMS

1960.....John Havlicek
1960..... Jerry Lucas
1961.....John Havlicek
1961..... Jerry Lucas
1962.....John Havlicek
1963..... Jerry Lucas (MOP)
1964.....Don Hilt
1968.....Dave Sorenson (MOP)
1968..... Bill Hosket
1971.....Allan Hornyak
1971.....Luther Witte
1999.....Michael Redd
1999.....Ken Johnson
1999 .....Scoonie Penn (MOP)
2007.....Mike Conley Jr. (MOP)
2007..... Ron Lewis
2007.....Greg Oden
2010 ..... Evan Turner
2012..... Jared Sullinger
2013..... LaQuinton Ross
..... Deshaun Thomas

FINAL FOUR MOST OUTSTANDING PLAYER

1939.....Jimmy Hull
1960..... Jerry Lucas
1961..... Jerry Lucas

FRANCIS POMEROY AWARD

(Nation's best player under 6-feet)
2000 ..... Scoonie Penn

Keita Bates-Diop

HONORS & AWARDS

OSU PLAYERS ON USA BASKETBALL TEAMS

USA Olympic Teams
Jerry Lucas (1960-Gold)
Bill Hosket (1968-Gold)
Michael Redd (2008-Gold)

Pan-American Games
Gary Bradds (1963)
Luke White (1971)
Jim Jackson (1991)

World University Games
Jim Cleamons (1970)
Curtis Wilson (1987)
Scoonie Penn (1999)
Michael Redd (1999)
Evan Turner (2009)

ALL-BIG TEN FORWARDS (25)

1925 ..... Johnny Miner
1939 ..... Jimmy Hull
1941 ..... Dick Fisher
1944 ..... Don Grate
1945 ..... Don Grate
1949 ..... Dick Schnittker
1950 ..... Dick Schnittker
1952 ..... Paul Ebert
1953 ..... Paul Ebert
1954 ..... Paul Ebert
1957 ..... Frank Howard
1958 ..... Frank Howard
1961 ..... John Havlicek
1962 ..... John Havlicek
1968 ..... Bill Hosket, Jr.
1982 ..... Clark Kellogg
1983 ..... Tony Campbell
1984 ..... Tony Campbell
1986 ..... Brad Sellers
1987 ..... Dennis Hopson
1991 ..... Jim Jackson
2011 ..... Jared Sullinger
2012 ..... Jared Sullinger
2013 ..... Deshaun Thomas
2018 ..... Keita Bates-Diop

ALL- BIG TEN GUARDS (30)

1927 ..... Bill Hunt
1931 ..... Wesley Fesler
1933 ..... Howard Mattison
1936 ..... Tippy Dye
1937 ..... Tippy Dye
1939 ..... Bob Lynch
1946 ..... Paul Huston
1950 ..... Bob Donham
1955 ..... Robin Freeman
1956 ..... Robin Freeman
1961 ..... Larry Siegfried
1971 ..... Jim Cleamons
1971 ..... Allan Hornyak
1972 ..... Allan Hornyak
1973 ..... Allan Hornyak
1978 ..... Kelvin Ransey
1979 ..... Kelvin Ransey
1980 ..... Kelvin Ransey
1989 ..... Jay Burson
1992 ..... Jim Jackson
1999 ..... Scoonie Penn
2000 ..... Scoonie Penn
2000 ..... Michael Redd

Chris Holtmann

2002 ..... Brian Brown
2007 ..... Mike Conley, Jr.
2008 ..... Jamar Butler
2009 ..... Evan Turner
2010 ..... Evan Turner
2013 ..... Aaron Craft
2015 ..... D'Angelo Russell

ALL-BIG TEN CENTERS (17)

1925 ..... H. Cunningham
1933 ..... Bill Hosket, Sr.
1944 ..... Arnold Risen
1946 ..... Jack Underman
1960 ..... Jerry Lucas
1961 ..... Jerry Lucas
1962 ..... Jerry Lucas
1963 ..... Gary Bradds
1964 ..... Gary Bradds
1967 ..... Bill Hosket, Jr.
1969 ..... Dave Sorenson
1970 ..... Dave Sorenson
1971 ..... Luke Witte
1980 ..... Herb Williams
2001 ..... Ken Johnson
2006 ..... Terence Dials
2007 ..... Greg Oden

ACADEMIC ALL-BIG TEN

1965-66 ..... Bill Hosket
1966-67 ..... Bill Hosket
1967-68 ..... Bill Hosket
1968-69 ..... Craig Barclay
1969-70 ..... Jim Cleamons
1974-75 ..... Dan Weston
1984-85 ..... Troy Taylor
1987-88 ..... Anthony White
1989-90 ..... Steven Hall
1990-91 ..... Steven Hall
1991-92 ..... Steven Hall
1992-93 ..... Doug Etzler
1993-94 ..... Doug Etzler
Nathan Wilbourne
1994-95 ..... Doug Etzler
1995-96 ..... Steve Belter
1996-97 ..... Eric Hanna
1997-98 ..... Eric Hanna
2000-01 ..... Sean Connolly
2001-02 ..... Sean Connolly
2002-03 ..... Sean Connolly
Matt Marinchick
Ugo Nwankwo
2003-04 ..... Matt Marinchick
..... Ugo Nwankwo
2004-05 ..... Matt Marinchick
2007-08 ..... Mark Titus
2008-09 ..... P.J. Hill, Kyle Madsen
2009-10 ..... Kyle Madsen,
Danny Peters,
Zisis Sarikopoulos
2012 ..... Aaron Craft
2013 ..... Aaron Craft
Alex Rogers
Sam Thompson
2014 ..... Aaron Craft
Amadeo Della Valle
Jake Lorbach
2017 ..... Joey Lane
2018 ..... Joey Lane
Micah Potter
Jae'Sean Tate

BIG TEN PLAYER OF THE YEAR

1987 ..... Dennis Hopson
1991 ..... Jim Jackson
1992 ..... Jim Jackson
1999 ..... Scoonie Penn
2006 ..... Terence Dials
2010 ..... Evan Turner
2018 ..... Keita Bates-Diop

BIG TEN FRESHMAN OF THE YEAR

1990 ..... Jim Jackson
1993 ..... Greg Simpson
1998 ..... Michael Redd
2007 ..... Greg Oden
2009 ..... William Buford
2011 ..... Jared Sullinger
2015 ..... D'Angelo Russell

BIG TEN COACH OF THE YEAR

1983 ..... Eldon Miller
1991 ..... Randy Ayers
1992 ..... Randy Ayers
1999 ..... Jim O'Brien
2001 ..... Jim O'Brien
2006 ..... Thad Matta
2007 ..... Thad Matta
2010 ..... Thad Matta
2018 ..... Chris Holtmann

BIG TEN DEFENSIVE PLAYER OF THE YEAR

2000 ..... Ken Johnson
2001 ..... Ken Johnson
2007 ..... Greg Oden
2012 ..... Aaron Craft
2014 ..... Aaron Craft

BIG TEN MEDAL OF HONOR WINNERS

1931 ..... Charles R. Larkins (fb/mbk)
1936 ..... Bruce B. Laybourne
1947 ..... Warren E. Amling (fb/mbk)
1954 ..... Paul Allen Ebert (mbk, base)
1959 ..... Larry P. Huston
1960 ..... Richard L. Furry
1961 ..... Richard H. Hoyt
1963 ..... Jerry R. Lucas
1964 ..... Donald H. Flatt
1968 ..... Wilmer F. Hosket
1971 ..... James Cleamons
2014 ..... Aaron Craft

BIG TEN MOST VALUABLE PLAYERS SELECTED BY THE *CHICAGO TRIBUNE*

1956 ..... Robin Freeman
1960 ..... Jerry Lucas
1961 ..... Jerry Lucas
1962 ..... Jerry Lucas
1963 ..... Gary Bradds
1964 ..... Gary Bradds
1971 ..... Jim Clemons
1982 ..... Clark Kellogg
1991 ..... Jim Jackson
1992 ..... Jim Jackson
2006 ..... Terence Dials

BIG TEN PLAYERS OF THE WEEK (1981- PRES.)

1/12/82 ..... Clark Kellogg

HONORS & AWARDS

BIG TEN STANDINGS, 1905-2018

		Won	Lost	Pct.
1	Purdue	952	671	.587
2	Indiana	924	662	.583
3	Michigan State	630	482	.567
4	Illinois	927	714	.565
5	OHIO STATE	793	706	.529
6	Michigan	743	675	.524
7	Iowa	767	780	.496
8	Wisconsin	810	848	.489
9	Minnesota	719	790	.476
10	Chicago	168	296	.362
11	Northwestern	514	1112	.316
12	Penn State	141	307	.315
	Nebraska	50	76	.397
	Maryland	46	24	.657
	Rutgers	9	63	.125

ALL-TIME BIG TEN CHAMPIONSHIPS

		Outright	Shared	Total
1	Purdue	13	10	23
2	Indiana	13	9	22
3	**OHIO STATE**	**13**	**7**	**20**
4	Wisconsin	9	9	18
5	Illinois	8	9	17
6	Michigan	8	6	14
	Michigan State	6	8	14
8	Iowa	4	4	8
	Minnesota	4	4	8
10	Chicago	4	2	6
11	Northwestern	1	1	2

2/14/83 Tony Campbell
1/23/84 Tony Campbell
2/25/85 Brad Sellers
12/9/85 Dennis Hopson
3/3/86 Brad Sellers
1/20/87 Dennis Hopson
1/27/87 Dennis Hopson
12/8/87 Jay Burson
1/19/88 Jay Burson
1/3/89 Jay Burson
1/2/90 Perry Carter
1/98/90 Jim Jackson
2/6/90 Jim Jackson
2/12/91 Jim Jackson
2/19/91 Jim Jackson
1/6/92 Jim Jackson
2/3/92 Jim Jackson
2/10/92 Chris Jent
3/2/92 Jim Jackson
1/11/93 Greg Simpson
11/16/98 Scoonie Penn
12/21/98 Michael Redd
1/4/99 Michael Redd
1/25/99 Michael Redd
2/15/99 Scoonie Penn
2/22/99 Scoonie Penn
1/31/00 Ken Johnson
2/21/00 Michael Redd
3/6/00 George Reese
12/18/00 Brian Brown
1/12/01 Brian Brown
2/26/01 Ken Johnson

1/21/02 Brian Brown
12/16/02 Brent Darby
2/23/04 Velimir Radinovic
12/20/04 Terence Dials
12/27/04 Terence Dials
12/19/05 Je'Kel Foster
2/6/06 Je'Kel Foster
2/13/06 Jamar Butler
2/27/06 Terence Dials
11/13/06 Ron Lewis
1/29/07 Greg Oden
2/1207 Mike Conley Jr.
2/26/07 Greg Oden
11/26/07 Kosta Koufos
3/10/08 Jamar Butler
12/8/08 Evan Turner
1/19/09 William Buford
2/2/09 Evan Turner
2/9/09 Evan Turner
11/16/09 Evan Turner
11/23/09 Evan Turner
11/30/09 Evan Turner
12/28/09 David Lighty
1/18/10 Evan Turner
2/8/10 Evan Turner
2/22/10 Evan Turner
3/1/10 Evan Turner
11/22/10 Jared Sullinger
12/13/10 Jared Sullinger
1/10/11 Jared Sullinger
1/24/11 Jared Sullinger
3/7/11 Jon Diebler
12/19/11 Deshaun Thomas

1/9/12 Jared Sullinger
2/6/12 Jared Sullinger
3/5/12 Jared Sullinger
11/19/12 Deshaun Thomas
1/14/13 Deshaun Thomas
3/11/13 Aaron Craft
12/9/13 LaQuinton Ross
1/6/14 Aaron Craft
2/10/14 Aaron Craft
1/26/15 D'Angelo Russell
2/9/15 D'Angelo Russell
12/11/17 Keita Bates-Diop
1/8/18 Keita Bates-Diop
1/15/18 Keita Bates-Diop
2/5/18 Keita Bates-Diop

BIG TEN FRESHMAN OF THE WEEK (2010-PRES.)

11/15/10 Jared Sullinger
11/22/10 Jared Sullinger
11/29/10 Deshaun Thomas
12/6/10 Jared Sullinger
12/13/10 Jared Sullinger
12/20/10 Jared Sullinger
12/27/10 Jared Sullinger
1/3/11 Jared Sullinger
1/10/11 Jared Sullinger
1/17/11 Aaron Craft
1/24/11 Jared Sullinger
1/31/11 Jared Sullinger
2/7/11 Jared Sullinger
3/7/11 Jared Sullinger
12/8/14 D'Angelo Russell
12/29/14 D'Angelo Russell

1/19/15 D'Angelo Russell
1/26/15 D'Angelo Russell
2/2/15 D'Angelo Russell
2/9/15 D'Angelo Russell
3/2/15 D'Angelo Russell
1/18/16 JaQuan Lyle
12/4/17 Kaleb Wesson
1/22/18 Kaleb Wesson

COLUMBUS DISPATCH OHIO COACH OF THE YR

1983 Eldon Miller
1987 Gary Williams
1991 Randy Ayers
1999 Jim O'Brien
2006 Thad Matta
2007 Thad Matta
2010 Thad Matta
2011 Thad Matta
2012 Thad Matta
2013 Thad Matta
2018 Chris Holtmann

OHIO STATE UNIVERSITY ATHLETICS HALL OF FAME

Name (Class of)	Lettered
Paul Ebert (1977)	1952-54
John Havlicek (1977)	1960-62
Jimmy Hull (1977)	1938-39
Jerry Lucas (1977)	1960-62
Johnny Miner (1977)	1923-25
Gary Bradds (1978)	1962-64
Bill Hosket, Jr. (1978)	1966-68

Kaleb Wesson

OHIO STATE'S FIRST ROUND NBA DRAFT PICKS

Year	Player (Years at OSU)	NBA (Pick)
2015	D'Angelo Russell (2015)	Los Angeles Lakers (2)
2012	Jared Sullinger (2011-2012)	Boston Celtics (21)
2010	Evan Turner (2008-10)	Philadelphis 76ers (2)
2009	B.J. Mullens (2009)	Dallas Mavericks (24)
2008	Kosta Koufos (2008)	Utah Jazz (23)
2007	Greg Oden (2007)	Portland Trail Bla (1)
2007	Mike Conley Jr. (2007)	Memphis Grizzlies (4)
2007	Daequan Cook (2007)	Philadelphia 76ers (21)
1992	Jim Jackson (1990-92)	Dallas Mavericks (4)
1987	Dennis Hopson (1984-87)	New Jersey Nets (3)
1986	Brad Sellers (1985-86)	Chicago Bulls (9)
1984	Tony Campbell (1981-84)	Detroit Pistons (20)
1982	Clark Kellogg (1980-82)	Indiana Pacers (8)
1981	Herb Williams (1978-81)	Indiana Pacers (14)
1980	Kelvin Ransey (1977-80)	Chicago Bulls (4)
1971	Jim Cleamons (1969-71)	Los Angles Lakers (13)
1968	Bill Hosket (1966-68)	New York Knicks (10)
1964	Gray Bradds (1962-64)	Baltimore Bullets (3)
1962	Jerry Lucas (1960-62)	Cincinnati Royals (6)
1962	John Havlicek (1960-62)	Boston Celtics (9)
1961	Larry Siegfried (1959-61)	Cincinnati Royals (3)
1950	Dick Schnittker (1948-50)	Washingon (5)
1947	Paul Huston (1945-47)	Chicago (8)
1947	John Underman (1946-47)	St. Louis (7)

CURRENT BUCKEYES IN THE NBA

D'Angelo Russell (2015) ..... Brooklyn Nets
Evan Turner (2010) ..... Boston Celtics
Kosta Koufos (2008) ..... Sacramento Kings
Mike Conley Jr. (2007) ..... Memphis Grizzlies

BUCKEYES WHO PLAYED IN THE ABA

Joe Roberts (1958-60) ..... Kentucky Colonels (1967-78)
Gary Bradds (1962-64) ..... Oakland Americans (1967)
Oakland Caps (1967-69);
Washington Capitols (1969-70);
Texas Chaparrals (1970-71);
Carolina Cougars (1970-71)

BUCKEYES DRAFTED BY THE IBL

Chris Jent (1988-91), 6th pick, 1st Rnd..... New Mexico Slam (1999)

OHIO STATE PLAYERS AND COACHES IN THE NATIONAL BASKETBALL HALL OF FAME

	Inducted	Coach/Player	OSU Career/Tenure
L.W. St. John	1962	Coach	1912-19
Harold Olsen	1959	Coach	1923-46
Fred Taylor	1986	Coach	1959-76
Jerry Lucas	1979	Player	1960-62
John Havlicek	1983	Player	1960-62
Neil Johnston	1990	Player	1947-48
Bob Knight	1991	Player	1960-62
Arnie Risen	1998	Player	1944-45
Gary Williams	2014	Coach	1987-89

Fred Taylor (right) with Woody Hayes (middle) and Bobby Knight (left).

ALL TIME STARTING LINEUPS

1913
Archer Reilly (C)
Ross
Richmond
Trautman
Fritz

1914
Boyd Cherry
Bliss
Dean Richmond (C)
Graf
Godfrey

1915
Foust
Simmermacher
Boyd Cherry (C)
Graf
Godfrey

1917
Don Leader (C)
Norton
Clarence McDonald
Davies
Charles Bolen

1918
Davies
Francis
Kennedy
Nemecek
Charles Bolen (C)

1919
Matheny
Francis
Clarence McDonald
Edgar Weltner (C)
Boland

1920
Abraham Greenspun
Francis
Clarence McDonald (C)
Nemecek
Clark

1921
Bartel
Robert Dudley
William Slyker (C)
Clark
Patterson

1922
Abraham Greenspun (C)
Robert Dudley
Paul Beard
George Robinson
Frank Young

1923
Lewis Dudley
Howard Blair
Dudley Robinson (C)
Harlon Davis
Arthur Haid

1924
Johnny Miner (C)
Melville Shaw
Harold Cunningham
George Cameron
Ralph Seiffer

1925
Johnny Miner
Melville Shaw
Harold Cunningham
George Cameron (C)
Ralph Seiffer

1926
Wilbur Tarbert
Benton Dempsey
Harold Cunningham
Ralph Seiffer (C)
William Hunt

1927
Fred Grim
R.R. Bell
Wilbur Tarbert
William Hunt (C)
Joseph Cox

1928
Robin Bell (C)
Fred Grim
George Van Heyde
Joseph Cox
Ronald Hectorne

1929
Jack Evans
Harold Ervin
George Van Heyde (C)
Wesley Fesler
Richard Larkins

1930
Harold Ervin
Jack Evans
Lowell Wrigley
Wesley Fesler (C)
Richard Larkins

1931
Harold Ervin
Lewis Hinchman
Howard Mattison
Richard Larkins (C)
Wesley Fesler

1932
Herbert Brown
Bob Colburn
Fred Conrad
Howard Mattison
Joe Hoffer (C)

1933
Lewis Hinchman
Bob Colburn
Bill Hosket
Howard Mattison (C)
Bill Beitner

1934
Padlow
Bob Colburn
Rosequist
Fred Conrad (C)
Bill Beitner

1935
Warren Whitlinger
Red Wilson
Earl Thomas
Bill Beitner (C)
Tippy Dye

1936
Warren Whitlinger (C)
Jim McDonald
Earl Thomas
Raudabaugh
Tippy Dye

1937
Jim McDonald
Jimmy Hull
Earl Thomas
Tippy Dye (C)
Raudabaugh

1938
Jimmy Hull
Richard Baker
Johnny Schick
Jim McDonald (C)
Richard Boughner

1939
James Hull (C)
Richard Baker
John Schick
Richard Boughner
Robert Lynch

1940
Gil Mickelson
William Goss
William Sattler
Robert Lynch (C)
Jed Mees

1941
Fred Miller
Gil Mickelson (C)
Jack McLain
Jack Dawson
Max Gecowets

1942
Fred Miller
Bud Wise
Robert Shaw
Jack Graf (C)
Max Gecowets

1943
Fred Miller (C)
Bud Wise
Robert Shaw
Dick Schrider
Lou Trabitz

1944
Paul Huston
Bob Bowen
Arnold Risen
Donald Grate (C)
Jack Dugger

1945
Paul Huston (C)
Warren Amling
Arnold Risen
Donald Grate
Jack Dugger

1946
Paul Huston
Warren Amling
Jack Underman
Bob Bowen
Ray Snyder (C)

1947
Paul Huston (C)
Warren Amling
Jack Underman
Bob Bowen
Bob Donham

1948
Bob Burkholder
Gene Brown
Neil Johnston
Dick Schnittker
Bob Donham (C)

1949
Bob Burkholder
Gene Brown
Bob Raidiger (C)
Dick Schnittker
Bob Donham

1950
Bob Burkholder
Gene Brown
Fred Taylor
Dick Schnittker (C)
Bob Donham

1951
John Karaffa
Jack Jones
Ralph Armstrong
James Remmington (C)
Bill Wilks

1952
John Karaffa (C)
Jack Jones
Paul Ebert
Tom Williams
Bill Wilks

1953
Merrill Hatfield
Dean Cook
Paul Ebert
Tom Williams (C)
Bill Wilks

1954
Robin Freeman
Dean Cook
Paul Ebert (C)
John Miller
Don Kelley

1955
Don Kelley
John Miller (C)
Charles Ropes
Charles Ellis
Robin Freeman

1956
Robin Freeman
Charles Ellis
Don Kelley (C)
Frank Howard
Jim Laughlin

1957
Jim Laughlin
Gene Millard (C)
Larry Huston
Frank Howard
Ken Sidle

1958
Jim Laughlin (CC)
Joe Carlson
Larry Huston
Frank Howard (CC)
Ken Sidle

1959
Larry Siegfried
Joe Carlson (CC)
Larry Huston (CC)
Joe Roberts
Richard Furry

1960 (25-3)
John Havlicek
Joe Roberts (CC)
Jerry Lucas
Larry Siegfried
Mel Nowell

1961 (27-1)
John Havlicek
Richie Hoyt
Jerry Lucas
Mel Nowell
Larry Siegfried (C)

1962 (26-2)
John Havlicek (C)
Doug McDonald
Jerry Lucas
Mel Nowell
Dick Reasbeck

1963 (20-4)
Doug McDonald (C)
Jim Doughty
Gary Bradds
Dick Ricketts
Dick Reasbeck

1964 (16-8)
Don DeVoe
Jim Shaffer
Gary Bradds (C)
Tom Bowman
Dick Ricketts

1965 (12-12)
Dick Ricketts (C)
Ron Sepic
Al Rowley
Jim Shaffer
Andy Ahijevych

1966 (11-13)
Bill Hosket
Bob Dove (CC)
Ron Sepic
Al Peters
Al Rowley

1967 (13-11)
Bill Hosket
Ron Sepic (C)
Jeff Miller
Mike Swain
Al Rowley

ALL TIME STARTING LINEUPS

1968 (21-8)
Bill Hosket (C)
Steve Howell
Dave Sorenson
Jody Finney
Denny Meadors

1969 (17-7)
Dave Sorenson
Jim Cleamons
Jody Finney
Steve Howell
Denny Meadors (C)

1970 (17-7)
Dave Sorenson (C)
Jim Cleamons
Jody Finney
Craig Barclay
Dan Andreas

1971 (20-6)
Mark Minor
Mark Wagar
Luke Witte
Jim Cleamons (C)
Allan Hornyak

1972 (18-6)
Allan Hornyak
Luke Witte
Dan Gerhard
Wardell Jackson
Mark Minor (C)

1973 (14-10)
Allan Hornyak (C)
Luke Witte
Wardell Jackson
Bill Andreas
Dan Gerhard

1974 (9-15)
Bill Andreas
Larry Bolden
Steve Wenner
Wardell Jackson (C)
Gary Repella

1975 (14-14)
Bill Andreas (C)
Larry Bolden
Craig Taylor
Mark Bayless
Andy Stiegemeier

1976 (6-20)
Craig Taylor (C)
Larry Bolden
Fred Poole
Jud Wood
Mike Daugherty

1977 (9-18)
Kevin Ransey
Larry Bolden (C)
Terry Burris
Jim Ellinghausen
Tony Hall

1978 (16-11)
Kelvin Ransey
Herb Williams
Ken Page
Mike Cline (CC)
Jim Smith

1979 (19-12)
Kelvin Ransey (CC)
Herb Williams
Carter Scott
Jim Smith (CC)
Todd Penn

1980 (21-8)
Clark Kellogg
Carter Scot
Jim Smith
Herb Williams (CC)
Kelvin Ransey (CC)

1981 (14-13)
Clark Kellogg
Jim Smith
Herb Williams (CC)
Larry Huggins
Carter Scott (CC)

1982 (21-10)
Clark Kellogg (CC)
Tony Campbell
Granville Waiters
Larry Huggins
Carter Scott (CC)

1983 (20-10)
Tony Campbell (CC)
Joe Concheck
Granville Waiters
Larry Huggins (CC)
Troy Taylor

1984 (15-14)
Tony Campbell (CC)
Dave Jones
Clarence McGee
Troy Taylor
Ron Stokes (CC)

1985 (20-10)
Joe Concheck (CC)
Dennis Hopson
Brad Sellers
Troy Taylor (CC)
Ron Stokes (CC)

1986 (19-14)
Dennis Hopson (CC)
Jerry Francis
Brad Sellers
Keith Wesson
Kip Lomax

1987 (20-13)
Dennis Hopson (C)
Jerry Francis
John Anderson
Curtis Wilson
Jay Burson

1988 (20-13)
Jerry Francis
Perry Carter
Tony White
Jay Burson
Curtis Wilson (CC)

1989 (19-15)
Jamaal Brown
Jay Burson (CC)
Tony White (CC)
Perry Carter
Jerry Francis (CC)

1990 (17-13)
Jamaal Brown
Mark Baker
Perry Carter (C)
Chris Jent
Jim Jackson

1991 (27-4)
Jamaal Brown
Mark Baker
Perry Carter (C)
Jim Jackson
Treg Lee

1992 (26-6)
Chris Jent
Lawrence Funderburke
Jim Jackson
Mark Baker
Jamaal Brown (C)

1993 (15-13)
Greg Simpson
Jamie Skelton
Derek Anderson
Antonio Watson (C)
Lawrence Funderburke

1994 (13-16)
Greg Simpson
Jamie Skelton (CC)
Antonio Watson
Rickey Dudley (CC)
Lawrence Funderburke

1995 (6-22)
Doug Etzler (C)
Carlos Davis
Antonio Watson
Rick Yudt
Rickey Dudley

1996 (10-17)
Damon Stringer
Neshaun Coleman
Jermaine Tate
Shaun Stonerook
Rick Yudt (C)

1997 (10-17)
Damon Stringer (C)
Neshaun Coleman
Jermaine Tate
Shaun Stonerook
Jason Singleton

1998 (8-22)
Jason Singleton
Jon Sanderson
Ken Johnson
Michael Redd
Carlos Davis

1999 (27-9)
Jason Singleton (CC)
Jon Sanderson
Ken Johnson
Michael Redd
Scoonie Penn (CC)

2000 (23-7)
George Reese
Ken Johnson
Brian Brown
Michael Redd (CC)
Scoonie Penn (CC)

2001 (20-11)
Ken Johnson (CC)
Brian Brown (CC)
Boban Savovic
Brent Darby
Zach Williams

2002 (24-8)
Brian Brown (C)
Boban Savovic
Brent Darby
Velimir Radinovic
Zach Williams

2003 (17-15)
Brent Darby (CC)
Sean Connolly (CC)
Velimir Radinovic
Zach Williams
Shun Jenkins or
Matt Sylvester

2004 (14-16)
Tony Stockman
Brandon Fuss-Cheatham
Velimir Radinovic (C)
J.J. Sullinger
Terence Dials

2005 (20-12)
Ivan Harris
J.J. Sullinger
Terence Dials (C)
Brandon-Fuss Cheatham
or Jamar Butler
Tony Stockman or
Je'Kel Foster

2006 (26-6)
J.J. Sullinger (CC)
Jamar Butler
Terence Dials (CC)
Je'Kel Foster (CC)
Matt Sylvester (CC)

2007 (35-4)
Ivan Harris
Greg Oden
Jamar Butler
Mike Conley Jr.
Ron Lewis

2008 (24-13)
Jamar Butler (CC)
Kosta Koufos
Othello Hunter (CC)
David Lighty (CC)
Evan Turner

2009 (22-11)
Evan Turner
William Buford
Jon Diebler
Jeremie Simmons or
P.J. Hill
Dallas Lauderdale

2010 (29-8)
Evan Turner
William Buford
Jon Diebler
David Lighty
Dallas Lauderdale

2011 (34-3)
William Buford
Jon Diebler
David Lighty
Dallas Lauderdale
Jared Sullinger

2012 (31-8)
William Buford
Aaron Craft
Lenzelle Smith Jr.
Deshaun Thomas
Jared Sullinger

2013 (29-8)
Aaron Craft
Lenzelle Smith Jr.
Deshaun Thomas
Sam Thompson
Amir Williams

2014 (25-10)
Aaron Craft
Lenzelle Smith Jr.
LaQuinton Ross
Sam Thompson/Shannon Scott
Amir Williams

2015 (24-11)
Shannon Scott
Sam Thompson
Amir Williams
Jae'Sean Tate/Marc Loving
D'Angelo Russell

2016 (21-14)
JaQuan Lyle
Marc Loving
Trevor Thompson
Jae'Sean Tate
Keita Bates-Diop

2017 (17-15)
JaQuan Lyle/C.J. Jackson
Marc Loving
Micah Potter/Trevor Thompson
Jae'Sean Tate
Kam Williams

2018 (25-9)
Keita Bates-Diop
C.J. Jackson
Jae'Sean Tate
Kaleb Wesson
Kam Williams

OHIO STATE AND THE NCAA TOURNAMENT

Over the years, Ohio State has appeared in 28 NCAA tournaments, including the first in 1939 when the Buckeyes finished as runners-up. The Buckeyes, who have made it to the Final Four 10 times and appeared in five championship games, have an overall record of 50-27 in NCAA Tournament play.

1939 (2-1) Eastern Regional, Philadelphia
OSU 64, Wake Forest 52 (3/17/39) — Regional Semifinals
OSU 53, Villanova 36* (3/18/39) — Regional Finals/Final Four
National Finals, Evanston, Ill.
Oregon 46, OSU 33* (3/27/39) — National Title Game

1944 (1-1) Eastern Regional, New York
OSU 57, Temple 47 (3/24/44) — Regional Semifinals
Dartmouth 60, OSU 53* (3/25/44) — Regional Finals/Final Four

1945 (1-1) Eastern Regional, New York
OSU 45, Kentucky 37 (3/22/45) — Regional Semifinals
New York U. 70, OSU 65 (ot)* (3/24/45) — Regional Finals/Final Four

1946 (2-1) Eastern Regional, New York
OSU 46, Harvard 38 (3/21/46) — Regional Semifinals
North Carolina 60, OSU 57 (ot)* (3/23/46) — Regional Finals/Final Four
OSU 63, California 45* (3/26/46) — National 3rd-Place Game

1950 (1-1) Eastern Regional, New York
C.C.N.Y. 56, OSU 55 (3/23/50) — Regional Semifinals
OSU 72, Holy Cross 52 (3/25/50) — Regional 3rd-Place Game

1960 (4-0, Champion) Mideast Regional, Louisville, Kentucky
OSU 98, Western Kentucky 79 (3/11/60) — Regional Semifinals
OSU 86, Georgia Tech 69 (3/12/60) — Regional Finals
Final Four, San Francisco
OSU 76, New York U. 54* (3/18/60) — National Semifinals
OSU 75, California 55* (3/19/60) — National Title Game

1961 (3-1) Mideast Regional, Louisville, Kentucky
OSU 56, Louisville 55 (3/17/61) — Regional Semifinals
OSU 87, Kentucky 74 (3/18/61) — Regional Finals
Final Four, Kansas City, Mo.
OSU 95, St. Joseph's 69* (3/24/61) — National Semifinals/Final Four
Cincinnati 70, OSU 65 (OT)* (3/25/61) — National Title Game

1962 (3-1) Mideast Regional, Iowa City, Iowa
OSU 93, Western Kentucky 73 (3/16/39) — Regional Semifinals
OSU 74, Kentucky 64 (3/17/39) — Regional Finals
Final Four, Louisville, Ky.
OSU 84, Wake Forest 68* (3/23/39) — National Semifinals/Final Four
Cincinnati 71, OSU 59* (3/24/39) — National Title Game

1968 (3-1) Mideast Regional, Lexington, Kentucky
OSU 79, E. Tennessee 72 (3/15/68) — Regional Semifinals
OSU 82, Kentucky 81 (3/16/68) — Regional Finals
Final Four, Los Angeles
N. Carolina 80, OSU 66* (3/22/68) — National Semifinals/Final Four
OSU 89, Houston 85* (3/23/68) — National 3rd-Place Game

1971 (1-1) Mideast Regional, Athens, Georgia
OSU 60, Marquette 59 (3/18/71) — Regional Semifinals
W. Kentucky 81, OSU 78 (OT) (3/20/71) — Regional Finals

1980 (1-1) West Regional, Tempe, Arizona
(4) OSU 89, (5) Arizona State 75 (3/9/80) — Second Round
(8) UCLA 72, (4) OSU 68 (3/13/80) — Regional Semifinals
Tuscon, Ariz.

1982 (0-1) East Regional, Charlotte, North Carolina
(9) James Madison 55, (8) OSU 48 (3/11/82) — First Round

1983 (1-1) East Regional, Hartford, Connecticut
(3) OSU 79, (6) Syracuse 74 (3/20/83) — Second Round
(2) North Carolina 64, (3) OSU 51 (3/25/83) — Regional Semifinals
Syracuse, N.Y.

1985 (1-1) Midwest Regional, Tulsa, Oklahoma
(4) OSU 75, (13) Iowa State 64 (3/14/85) — First Round
(5) Louisiana Tech 79, (4) OSU 67 (3/16/85) — Second Round

Overall NCAA Tournament Record: ..... 50-27 (.649)
NCAA Championships: 1 (1960)
National Runners-up 4 (1939-61-62-07)
NCAA Final Fours 10 (1939-44-45-46-60-61-62-68-07-12)
NCAA Elite Eights 14
(1939-44-45-46-50-60-61-62-68-71-92-07-12-13)
NCAA Sweet 16s 14
(1960-61-62-68-71-80-83-91-92-07-10-11-12-13)

Record by Region:
In East: ..... 14-9 (.609)
In South/Southeast: ..... 9-4 (.692)
In Midwest: ..... 5-4 (.556)
In West: ..... 7-5 (.583)
In Mideast: ..... 14-4 (.778)
Minneapolis: ..... 1-1 (.500)

Record by Seed:
As No. 1 seed: ..... 12-4 (.775)
As 2 seed: ..... 8-3 (.727)
As 3 seed: ..... 1-1 (.500)
As 4 seed: ..... 2-2 (.500)
As 5 seed ..... 1-1 (.500)
As 6 seed ..... 0-1 (.000)
As 8 seed: ..... 1-3 (.250)
As 9 seed: ..... 1-1 (.500)
As 10 seed: ..... 1-1 (.500)

1987 (1-1) Southeast Regional, Atlanta, Georgia
(9) OSU 91, (8) Kentucky 77 (3/13/87) — First Round
(1) Georgetown 82, (9) OSU 79 (3/15/87) — Second Round

1990 (1-1) West Regional, Salt Lake City, Utah
(8) OSU 84, (9) Providence 83 (OT) (3/15/90) — First Round
(1) UNLV 76, (8) OSU 65 (3/17/90) — Second Round

1991 (2-1) Midwest Regional, Dayton, Ohio
(1) OSU 97, (16) Towson State 86 (3/15/91) — First Round
(1) OSU 65, (8) Georgia Tech 61 (3/17/91) — Second Round
(4) St. John's 91, (1) OSU 74 (3/22/91) — Regional Semifinals
Pontiac, Mich.

1992 (3-1) Southeast Regional, Cincinnati, Ohio
(1) OSU 83, (16) Mississippi Valley St. 56 (3/19/92) — First Round
(1) OSU 78, (9) Connecticut 55 (3/21/92) — Second Round
at Lexington, Ky.
(1) OSU 80, (4) North Carolina 73 (3/27/92) — Regional Semifinals
(6) Michigan 75, (1) OSU 71 (ot) (3/29/92) — Regional Finals

##1999 (4-1) South Regional, Indianapolis
(4) OSU 72, (13) Murray State 58 (3/11/99) — *First Round*
(4) OSU 75, (12) Detroit 44 (3/13/99) — *Second Round*
at Knoxville, Tenn.
(4) OSU 71, (1) Auburn 64 (3/18/99) — *Regional Semifinals*
(4) OSU 77, (3) St. John's 74 (3/20/99) — *Regional Finals*
at St. Petersburg, Fla.
(1) Connecticut 64, (4) OSU 58 (3/27/99)* — *Final Four*

##2000 (1-1) South Regional, Nashville, Tennessee
(3) OSU 87, (14) Appalachian State 61 (3/17/99) — *First Round*
(6) Miami, Fla. 75, (3) OSU 62 (3/19/99) — *Second Round*

##2001 (0-1) East Regional, Greensboro, North Carolina
(12) Utah State 77, (5) OSU 68 (ot) (3/15/01) — *First Round*

##2002 (1-1) West Regional, Albuquerque, New Mexico
(4) OSU 69, (13) Davidson 64 (3/14/02) — *First Round*
(12) Missouri 83, (4) OSU 67 (3/16/02) — *Second Round*

2006 (1-1) Minneapolis Regional, Dayton, Ohio
(2) OSU 70, (15) Davidson 62 (3/17/06) — First Round
(7) Georgetown 70, (2) OSU 52 (3/19/06) — Second Round

2007 (5-1) South Regional, Lexington, Kentucky
(1) OSU 78, (16) Central Conn. State 57 (3/15/07) — First Round
(1) OSU 78, (9) Xavier 71 (3/17/07) — Second Round
at San Antonio, Texas
(1) OSU 85, (5) Tennessee 84 (3/22/07) — Regional Semifinals
(1) OSU 92, (2) Memphis 76 (3/24/07) — Regional Finals
Final Four, Atlanta, Ga.
(1) OSU 67, (2) Georgetown 60* (3/31/07) — National Semifinals
(1) Florida 84, (1) OSU 75* (4/2/07) — National Title Game

2009 (0-1) Midwest Regional, Dayton, Ohio
(9) Siena 74, (8) OSU 72-(2ot) (3/20/09) — First Round

2010 (2-1) Midwest Regional, Milwaukee, Wisconsin
(2) OSU 68, (15) UCSB 51 (3/19/10) — First Round
(2) OSU 75, (10) Georgia Tech 66 (3/21/10) — Second Round
Midwest Regional, St. Louis, Mo.
(6) Tennessee 76, (2) OSU 73 (3/26/10) — Regional Semifinals

2011 (2-1) East Regional, Cleveland, Ohio
(1) OSU 75, (16) UTSA 46 (3/18/11) — Second Round
(2) OSU 98, (8) George Mason 66 (3/20/11) — Third Round
at Newark, N.J.
(4) Kentucky 62, (1) OSU 60 (3/25/11) — Regional Semifinals

2012 (4-1) East Regional, Pittsburgh, Pennslyvania
(2) OSU 78, (15) Loyola Univ. Md. 59 (3/15/12) — Second Round
(2) OSU 73, (7) Gonzaga 66 (3/17/12) — Third Round
at Boston
(2) OSU 81, (6) Cincinnati 66 (3/22/12) — Regional Semifinals
(2) OSU 77, (1) Syracuse 70 (3/24/12) — Regional Finals
Final Four, New Orleans
(2) Kansas 64, (2) OSU 62* (3/31/12) — National Semifinal

2013 (3-1) West Regional, Dayton, Ohio
(2) OSU 95, (15) Iona 70 (3/22/13) — Second Round
(2) OSU 78, (10) Iowa State 75 (3/24/13) — Third Round
at Los Angeles
(2) OSU 73, (6) Arizona 70 (3/28/13) — Regional Semifinal
(2) OSU 66, (9) Wichita State 70 (3/30/13) — Regional Final

2014 (0-1) South Regional, Buffalo, New York
(11) Dayton 60, (6) OSU 59 (3/20/14) — Second Round

2015 (1-1) West Regional, Portland, Oregon
(7) VCU 72, (10) OSU 75 (ot) (3/19/15) — Second Round
(2) Arizona 73, (10) OSU 58 (3/21/15) — Third Round

2018 (1-1) West Regional, Boise, Idaho
(5) Ohio State 81, (12) South Dakota State 73 (3/15/18) — First Round
(4) Gonzaga 90, (5) Ohio State 84 (3/17/18) — Second Round

*Final Four // (#) Seed // ## Results vacated by NCAA

Jerry Lucas, left, and Jim Jackson both earned national player of the year recognition as Buckeyes. Lucas earned the honor twice.

OHIO STATE AND THE NCAA TOURNAMENT

INDIVIDUAL NCAA GAME RECORDS

Name	Points	Opponent	Date	W/L, Score
Jerry Lucas	36	Western Kentucky	3/11/60	W, 98-79
Jerry Lucas	33	Kentucky	3/18/61	W, 87-74
Jerry Lucas	33	Kentucky	3/17/62	W, 74-64
Brian Brown	33	Davidson	3/14/02	W, 69-64
Dennis Hopson	32	Kentucky	3/13/87	W, 91-77
Deshaun Thomas	31	Loyola University Maryland	3/15/12	W, 78-59
Evan Turner	31	Tennessee	3/26/10	L, 76-73
Jerry Lucas	29	St. Joseph's	3/24/61	W, 95-69
Kelvin Ransey	29	UCLA	3/13/80	L, 72-68
Keita Bates-Diop	28	Gonzaga	3/17/18	L, 90-84
D'Angelo Russell	28	Virginia Commonwealth	3/19/15	W, 75-72 (OT)
Jimmy Hull	28	Villanova*	3/18/39	W, 53-36
Jerry Lucas	27	Cincinnati@	3/25/61	L, 70-65 (OT)
Michael Redd	27	Murray State	3/11/99	W, 72-58
Arnold Risen	26	NYU*	3/24/45	L, 70-65
Dick Schnittker	26	CCNY	3/23/50	L, 56-55
Steve Howell	26	Houston*	3/23/68	W, 89-85
Allan Hornyak	26	Western Kentucky	3/20/71	L, 81-78 (OT)
Scoonie Penn	26	Auburn	3/18/99	W, 72-64

Rebounds	30	Jerry Lucas	vs. Kentucky at Louisville	1961
Assists	15	Aaron Craft	vs. George Mason in Cleveland, Ohio	2011
Field Goals Made	14	Jerry Lucas	vs. Western Kentucky at Louisville	1960
			vs. Kentucky at Louisville	1961
Field Goals Attempted	25	Jerry Lucas	vs. Western Ky. at Louisville	1960
Free Throws Made	10	Arnold Risen	vs. N.Y. University at Madison Square Garden	1945
	10	Ron Lewis	vs. Memphis in San Antonio, Texas	2007
Free Throws Attempted	13	Arnold Risen	vs. N.Y. University at Madison Square Garden	1945

NCAA TEAM RECORDS

Total Points Scored	98	vs. George Mason	at Cleveland	2011
	98	vs. Western Kentucky	at Louisville	1960
Rebounds	58	vs. Houston	at Los Angeles	1968
Field Goals Made	42	vs. Western Kentucky	at Louisville	1960
Field Goals Attempted	86	vs. Western Kentucky	at Louisville	1960
Free Throws Made	35	vs. Memphis	at San Antonio	2007
Free Throws Attempted	42	vs. Syracuse	at Boston	2012

NCAA TOURNAMENT INDIVIDUAL CAREER LEADERS

Points

266	Jerry Lucas	1960, 1961, 1962
205	Deshaun Thomas	2011, 2012, 2013
162	William Buford	2009, 2010, 2011, 2012
156	John Havlicek	1960, 1961, 1962
135	Jared Sullinger	2011, 2012
133	Michael Redd	1999, 2000
123	Scoonie Penn	1999, 2000
121	Jim Jackson	1990, 1991, 1992
120	Aaron Craft	2011, 2012, 2013, 2014
107	Brian Brown	1999, 2000, 2001, 2002
104	David Lighty	2007, 2010, 2011
97	Mark Baker	1990, 1991, 1992
96	Lenzelle Smith Jr.	2011, 2012, 2013, 2014
95	Jon Diebler	2009, 2010, 2011
91	Dennis Hopson	1985, 1987
89	Evan Turner	2009, 2010
84	Sam Thompson	2012, 2013, 2014, 2015
83	Jamaal Brown	1990, 1991, 1992
78	Chris Jent	1990, 1991, 1992
73	Perry Carter	1990, 1991
72	Bill Hosket	1968
70	LaQuinton Ross	2012, 2013, 2014
69	Ken Johnson	1999, 2000, 2001
68	Dave Soreson	1968
64	Troy Taylor	1982, 1983, 1985
63	Lawrence Funderburke	1992

Rebounds

197	Jerry Lucas	1960, 1961, 1962
105	John Havlicek	1960, 1961, 1962
64	William Buford	2009, 2010, 2011, 2012
62	Deshaun Thomas	2011, 2012, 2013
58	Jared Sullinger	2011, 2012
58	Bill Hosket	1968
58	Jim Jackson	1990, 1991, 1992
50	Perry Carter	1990, 1991
49	Aaron Craft	2011, 2012, 2013, 2014
45	Lenzelle Smith Jr.	2011, 2012, 2013, 2014
42	Scoonie Penn	1999, 2000
42	Michael Redd	1999, 2000

OHIO STATE & THE NIT

1979 (2-2)
OSU 80, St. Joseph's 66
OSU 79, Maryland 72
Indiana 64, OSU 55
Alabama 96, OSU 86

1984 (0-1)
Xavier 60, OSU 57 (OT)

1986 (5-0, Champion)
OSU 65, Ohio U. 62
OSU 71, Texas 65
OSU 79, BYU 68
OSU 79, La. Tech 66
OSU 73, Wyoming 63

1988 (4-1)
OSU 86, Old Dominion 73
OSU 86, Cleveland State 80
OSU 68, New Mexico 65
OSU 64, Colorado State 62
Connecticut 72, OSU 67

1989 (2-1)
OSU 81, Akron 70
OSU 85, Nebraska 74
St. John's 83, OSU 80 (OT)

1993 (0-1)
Miami (Ohio) 56, OSU 53

2003 (0-1)
Georgia Tech 72, OSU 58

2008 (5-0)
OSU 84, UNC Asheville 66
OSU 73, California 56
OSU 74, Dayton 63
OSU 81, Mississippi 69
OSU 92, Massachusetts 85

2016 (1-1)
OSU 72, Akron 63 (OT)
Florida 74, OSU 66

Jamar Butler, David Lighty, Othello Hunter, Matt Terwilliger
2008 NIT Champions

NCAA TOURNAMENT RECORDS

OHIO STATE TEAM NCAA RECORDS

FIELD GOALS MADE (att.)
1. 42 (86) vs. WKU (W, 98-79, 3/11/60)
2. 38 (60) vs. St. Josephs (W, 95-69, 3/24/61)
38 (83) vs. WKU (W, 93-73, 3/16/62)

FIELD GOALS ATTEMPTED (made)
1. 86 (42) vs. WKU (W, 98-79, 3/11/60)
2. 83 (38) vs. WKU (W, 93-73, 3/16/62)
3. 79 (28) vs. North Carolina (L, 80-66, 3/22/68)

FIELD GOAL PERCENTAGE (Min. 10 made)
1. .673 (31-46) vs. California (W, 75-55, 3/19/60)
2. .660 (33-50) vs. Kentucky (W, 91-77, 3/13/87)
3. .633 (38-60) vs. St. Josephs (W, 95-69, 3/24/61)

THREE-POINT FIELD GOALS MADE (att.)
1. 16 (26) vs. George Mason (W, 98-66, 3/20/11)
2. 12 (40) vs. SDSU (3/15/18)
3. 11 (26) vs. Gonzaga (3/17/18)
11 (20) vs. CCSU (W, 78-57, 3/15/07)
5. 10 (22) vs. UCSB (W, 68-51, 3/19/10)
10 (21) vs. Detroit (W, 75-44, 3/13/99)

THREE-POINT FIELD GOAL ATTEMPTED (made)
1. 40 (12) vs. SDSU (3/15/18)
2 26 (11) vs. Gonzaga (3/17/18)
26 (16) vs. George Mason (W, 98-66, 3/20/11)
4. 25 (5) vs. Wichita St. (L, 70-66, 3/30/13)
25 (7) vs. Siena (L, 74-72 2ot, 3/20/09)
6. 23 (9) vs. Tennessee (L, 76-73, 3/26/10)
23 (4) vs. Florida (L, 84-75, 4/2/07)

THREE-POINT FIELD GOAL PCT. (min. 5 made)
1. .615 (16-26) vs. George Mason (W, 98-66, 3/20/11)
2. .600 (9-15) vs. App. St. (W, 87-61, 3/17/00)
3. .550 (11-20) vs. Central Conn. (W, 78-57, 3/15/07)
4. .538 (7-13) vs. Arizona (W, 73-70, 3/28/13)
5. .500 (9-18) vs. Iowa State (3/24/13)
.500 (7-14) vs. St. John's (W, 77-74, 3/20/99)
.500 (5-10) vs. Towson State (W, 97-86, 3/15/91)

FREE THROWS MADE (att.)
1. 35 (41) vs. Memphis (W, 92-76, 3/24/07)
2. 31 (42) vs. Syracuse (W 77-70, 3/24/12)
3. 23 (35) vs. Tennessee (W, 85-84, 3/22/07)
23 (30) vs. Arizona State (W, 89-75, 3/9/80)
23 (30) vs. Kentucky (W, 91-77, 3/13/87)

FREE THROWS ATTEMPTED
1. 42 (31) vs. Syracuse (W 77-70, 3/24/12)
2. 41 (35) vs. Memphis (W, 92-76, 3/24/07)
3. 39 (22) vs. Towson State (W, 97-86, 3/15/91)
4. 35 (23) vs. Tennessee (W, 85-84, 3/22/07)
35 (21) vs. Murray State (W, 72-58, 3/11/99)

FREE THROW PERCENTAGE (min. 15 made)
1. .937 (15-16) vs. Cincinnati (L, 70-65, 3/25/61)
2. .854 (35-41) vs. Memphis (W, 92-76, 3/24/07)
3. .850 (17-20) vs. Providence (W, 84-83, 3/15/90)
.850 (17-20) vs. Xavier (W, 78-71, 3/17/07)

OFFENSIVE REBOUNDS
1. 21 vs. Michigan (L, 75-71, 3/29/92)
21 vs. UNLV (L, 76-65, 3/17/90)
3. 20 vs. Georgia Tech (W, 65-61, 3/17/91)
20 vs. North Carolina (W, 80-73, 3/27/92)

DEFENSIVE REBOUNDS
1. 33 vs. Xavier (W, 78-71, 3/17/07)
33 vs. Detroit (W, 75-44, 3/13/99)
33 vs. Murray State (W, 72-58, 3/11/99)

TOTAL REBOUNDS
1. 58 vs. Houston (W, 89-85, 3/23/68)
2. 53 vs. Wake Forest (W, 84-68, 3/23/62)
3. 52 vs. Georgia Tech (W, 86-69, 3/12/60)
52 vs. WKU (W, 98-79, 3/11/60)

ASSISTS
1. 26 vs. UTSA (W, 75-46, 3/18/11)
2. 25 vs. Iona (W, 95-70, 3/22/13)
3. 23 vs. George Mason (W, 98-66, 3/20/11)
4. 21 vs. Georgetown (L, 82-79, 3/15/87)
21 vs. St. John's (W, 77-74, 3/20/99)
21 vs. Providence (W, 84-83, 3/15/90)

STEALS
1. 13 vs. Cincinnati (W, 81-66, 3/22/12)
2. 11 vs. Florida (L, 84-75, 4/2/07)
3. 10 vs. SDSU (3/15/18)
10 vs. Michigan (L, 75-71, 3/29/92)
10 vs. Dayton (L, 59-60, 3/20/14)

BLOCKED SHOTS
1. 12 vs. UCSB (W, 68-51, 3/19/10)
2. 9 vs. St. John's (W, 77-74, 3/20/99)
3. 8 vs. Loyola (W 78-59, 3/15/12)
4. 7 vs. VCU (W 75-72, 3/19/15)
vs. Kansas (L, 64-62, 3/31/12)
vs. Siena (L, 74-72 2ot, 3/20/09)

TOTAL POINTS
1. 98 vs. George Mason (W, 98-66, 3/20/11)
98 vs. WKU (W, 98-79, 3/11/60)
3. 97 vs. Towson State (W, 97-86, 3/15/91)
4. 95 vs. Iona (W, 95-70, 3/22/13)
95 vs. St. Josephs (W, 95-69, 3/24/61)

OPPONENT TEAM NCAA TOURNAMENT RECORDS

FIELD GOALS MADE (att.)
1. 38 (95) Houston (W, 89-85, 3/23/68)
2. 36 (79) Kentucky (W, 82-82, 3/16/68)
3. 34 (82) WKU (L, 81-78, 3/20/71)
34 (54) St. John's (L, 91-74, 3/22/91)
34 (71) Providence (W, 84-83, 3/15/90)

FIELD GOALS ATTEMPTED (made)
1. 95 (38) Houston (W, 89-85, 3/23/68)
2. 82 (34) WKU (L, 81-78, 3/20/71)
82 (20) Holy Cross (W, 72-52, 3/25/50)

FIELD GOAL PERCENTAGE (Min. 10 made)
1. .630 (34-54) St. John's (L, 91-74, 3/22/91)
2. .541 (33-61) Louisiana Tech (L, 79-67, 3/16/85)
3. .537 (29-54) Michigan (L, 75-71, 3/29/92)
.537 (29-54) Georgetown (L, 82-79, 3/15/87)

THREE-POINT FIELD GOALS MADE (att.)
1. 16 (31) Tennessee (W, 85-84, 3/22/07)
2. 13 (31) SDSU (3/15/18)
3. 12 (25) Iowa State (W, 78-75, 3/24/13)
4. 10 (26) Central Connecticut (W, 78-57, 3/15/07)
10 (22) Memphis (W, 92-76, 3/24/07)
10 (18) Florida (L, 84-75, 4/2/07)

THREE-POINT FIELD GOAL ATTEMPTED (made)
1. 31 (13) SDSU (3/15/18)
31 (16) Tennessee (W, 85-84, 3/22/07)
3. 26 (10) Central Connecticut (W, 78-57, 3/15/07)
4. 25 (12) Iowa State (W, 78-75, 3/24/13)
25 (6) Detroit (W, 75-44, 3/13/99)

THREE-POINT FIELD GOAL PCT (min. 5 made)
1. .556 (10-18) Florida (L, 84-75, 4/2/07)
2. .529 (9-17) Georgetown (L, 3/15/87)
3. .516 (16-31) Tennessee (W, 85-84, 3/22/07)

FREE THROWS MADE (att.)
1. 30 (39) Kentucky (W, 87-74, 3/18/61)
2. 28 (35) UCLA (L, 72-68, 3/13/80)
3. 26 (36) Towson State (W, 97-86, 3/15/91)

FREE THROWS ATTEMPTED
1. 39 (30) Kentucky (W, 87-74, 3/18/61)
2. 36 (26) Towson State (W, 97-86, 3/15/91)
3. 35 (28) UCLA (L, 72-68, 3/13/80)

FREE THROW PERCENTAGE (min. 15 made)
1. .900 (18-20) Arizona (W, 73-70, 3/28/13)
.900 (18-20) North Carolina (W, 80-73, 3/27/92)
3. .895 (17-19) Miami (L, 75-62, 3/19/00)
4. .880 (22-25) Florida (L, 84-75, 4/2/07)
.880 (22-25) North Carolina (L, 64-51, 3/25/83)

OFFENSIVE REBOUNDS
1. 23 Siena (W, 74-72-2ot, 3/20/09)
2. 21 Murray State (W, 72-58, 3/11/99)
3. 20 Tennessee (W, 76-73, 3/26/10)
20 Towson State (W, 97-86, 3/15/91)
20 St. John's (W, 77-74, 3/20/99)

DEFENSIVE REBOUNDS
1. 34 Missouri, (L, 83-67, 3/16/02)
2. 32 Miami (L,75-62, 3/19/00)
32 Murray State (W, 72-58, 3/11/99)

TOTAL REBOUNDS
1. 56 WKU (L, 81-78, 3/20/71)
2. 54 Houston (W, 89-85, 3/23/68)
3. 53 Siena (L, 74-72-2ot, 3/20/09)
53 North Carolina (L, 80-66, 3/22/68)
53 Murray State (W, 72-58, 3/11/99)

ASSISTS
1. 22 St. John's (L, 91-74, 3/22/91)
22 Arizona State (W, 89-75, 3/9/80)
22 Louisiana Tech (L, 79-67, 3/16/85)

STEALS
1. 14 St. John's (L, 91-74, 3/22/91)
2. 13 Providence (W, 84-83, 3/15/90)
3. 12 Georgia Tech (L, 75-66, 3/21/10)
12 Utah State (L, 77-68, 3/15/01)

BLOCKED SHOTS
1. 11 Kentucky (L, 62-60, 2/25/11)
2. 9 Wichita St. (L, 70-66, 3/30/13)
3. 8 Kansas (L, 64-62, 3/31/12)
8 Loyola (W 78-59, 3/15/12)
8 Michigan (L, 75-71, 3/29/92)

TOTAL POINTS
1. 91 St. John's (L, 91-74, 3/22/91)
2. 86 Towson State (W, 97-86, 3/15/910
3. 85 Houston (W, 89-85, 3/23/68)

NCAA TOURNAMENT RECORDS

OHIO STATE TEAM NCAA RECORDS

FIELD GOALS MADE (att.)
1. 42 (86) vs. WKU (W, 98-79, 3/11/60)
2. 38 (60) vs. St. Josephs (W, 95-69, 3/24/61)
   38 (83) vs. WKU (W, 93-73, 3/16/62)

FIELD GOALS ATTEMPTED (made)
1. 86 (42) vs. WKU (W, 98-79, 3/11/60)
2. 83 (38) vs. WKU (W, 93-73, 3/16/62)
3. 79 (28) vs. North Carolina (L, 80-66, 3/22/68)

FIELD GOAL PERCENTAGE (Min. 10 made)
1. .673 (31-46) vs. California (W, 75-55, 3/19/60)
2. .660 (33-50) vs. Kentucky (W, 91-77, 3/13/87)
3. .633 (38-60) vs. St. Josephs (W, 95-69, 3/24/61)

THREE-POINT FIELD GOALS MADE (att.)
1. 16 (26) vs. George Mason (W, 98-66, 3/20/11)
2. 12 (40) vs. SDSU (3/15/18)
3. 11 (26) vs. Gonzaga (3/17/18)
   11 (20) vs. CCSU (W, 78-57, 3/15/07)
5. 10 (22) vs. UCSB (W, 68-51, 3/19/10)
   10 (21) vs. Detroit (W, 75-44, 3/13/99)

THREE-POINT FIELD GOAL ATTEMPTED (made)
1. 40 (12) vs. SDSU (3/15/18)
2 26 (11) vs. Gonzaga (3/17/18)
   26 (16) vs. George Mason (W, 98-66, 3/20/11)
4. 25 (5) vs. Wichita St. (L, 70-66, 3/30/13)
   25 (7) vs. Siena (L, 74-72 2ot, 3/20/09)
6. 23 (9) vs. Tennessee (L, 76-73, 3/26/10)
   23 (4) vs. Florida (L, 84-75, 4/2/07)

THREE-POINT FIELD GOAL PCT. (min. 5 made)
1. .615 (16-26) vs. George Mason (W, 98-66, 3/20/11)
2. .600 (9-15) vs. App. St. (W, 87-61, 3/17/00)
3. .550 (11-20) vs. Central Conn. (W, 78-57, 3/15/07)
4. .538 (7-13) vs. Arizona (W, 73-70, 3/28/13)
5. .500 (9-18) vs. Iowa State (3/24/13)
   .500 (7-14) vs. St. John's (W, 77-74, 3/20/99)
   .500 (5-10) vs. Towson State (W, 97-86, 3/15/91)

FREE THROWS MADE (att.)
1. 35 (41) vs. Memphis (W, 92-76, 3/24/07)
2. 31 (42) vs. Syracuse (W 77-70, 3/24/12)
3. 23 (35) vs. Tennessee (W, 85-84, 3/22/07)
   23 (30) vs. Arizona State (W, 89-75, 3/9/80)
   23 (30) vs. Kentucky (W, 91-77, 3/13/87)

FREE THROWS ATTEMPTED
1. 42 (31) vs. Syracuse (W 77-70, 3/24/12)
2. 41 (35) vs. Memphis (W, 92-76, 3/24/07)
3. 39 (22) vs. Towson State (W, 97-86, 3/15/91)
4. 35 (23) vs. Tennessee (W, 85-84, 3/22/07)
   35 (21) vs. Murray State (W, 72-58, 3/11/99)

FREE THROW PERCENTAGE (min. 15 made)
1. .937 (15-16) vs. Cincinnati (L, 70-65, 3/25/61)
2. .854 (35-41) vs. Memphis (W, 92-76, 3/24/07)
3. .850 (17-20) vs. Providence (W, 84-83, 3/15/90)
   .850 (17-20) vs. Xavier (W, 78-71, 3/17/07)

OFFENSIVE REBOUNDS
1. 21 vs. Michigan (L, 75-71, 3/29/92)
   21 vs. UNLV (L, 76-65, 3/17/90)
3. 20 vs. Georgia Tech (W, 65-61, 3/17/91)
   20 vs. North Carolina (W, 80-73, 3/27/92)

DEFENSIVE REBOUNDS
1. 33 vs. Xavier (W, 78-71, 3/17/07)
   33 vs. Detroit (W, 75-44, 3/13/99)
   33 vs. Murray State (W, 72-58, 3/11/99)

TOTAL REBOUNDS
1. 58 vs. Houston (W, 89-85, 3/23/68)
2. 53 vs. Wake Forest (W, 84-68, 3/23/62)
3. 52 vs. Georgia Tech (W, 86-69, 3/12/60)
   52 vs. WKU (W, 98-79, 3/11/60)

ASSISTS
1. 26 vs. UTSA (W, 75-46, 3/18/11)
2. 25 vs. Iona (W, 95-70, 3/22/13)
3. 23 vs. George Mason (W, 98-66, 3/20/11)
4. 21 vs. Georgetown (L, 82-79, 3/15/87)
   21 vs. St. John's (W, 77-74, 3/20/99)
   21 vs. Providence (W, 84-83, 3/15/90)

STEALS
1. 13 vs. Cincinnati (W, 81-66, 3/22/12)
2. 11 vs. Florida (L, 84-75, 4/2/07)
3. 10 vs. SDSU (3/15/18)
   10 vs. Michigan (L, 75-71, 3/29/92)
   10 vs. Dayton (L, 59-60, 3/20/14)

BLOCKED SHOTS
1. 12 vs. UCSB (W, 68-51, 3/19/10)
2. 9 vs. St. John's (W, 77-74, 3/20/99)
3. 8 vs. Loyola (W 78-59, 3/15/12)
4. 7 vs. VCU (W 75-72, 3/19/15)
   vs. Kansas (L, 64-62, 3/31/12)
   vs. Siena (L, 74-72 2ot, 3/20/09)

TOTAL POINTS
1. 98 vs. George Mason (W, 98-66, 3/20/11)
   98 vs. WKU (W, 98-79, 3/11/60)
3. 97 vs. Towson State (W, 97-86, 3/15/91)
4. 95 vs. Iona (W, 95-70, 3/22/13)
   95 vs. St. Josephs (W, 95-69, 3/24/61)

OPPONENT TEAM NCAA TOURNAMENT RECORDS

FIELD GOALS MADE (att.)
1. 38 (95) Houston (W, 89-85, 3/23/68)
2. 36 (79) Kentucky (W, 82-82, 3/16/68)
3. 34 (82) WKU (L, 81-78, 3/20/71)
   34 (54) St. John's (L, 91-74, 3/22/91)
   34 (71) Providence (W, 84-83, 3/15/90)

FIELD GOALS ATTEMPTED (made)
1. 95 (38) Houston (W, 89-85, 3/23/68)
2. 82 (34) WKU (L, 81-78, 3/20/71)
   82 (20) Holy Cross (W, 72-52, 3/25/50)

FIELD GOAL PERCENTAGE (Min. 10 made)
1. .630 (34-54) St. John's (L, 91-74, 3/22/91)
2. .541 (33-61) Louisiana Tech (L, 79-67, 3/16/85)
3. .537 (29-54) Michigan (L, 75-71, 3/29/92)
   .537 (29-54) Georgetown (L, 82-79, 3/15/87)

THREE-POINT FIELD GOALS MADE (att.)
1. 16 (31) Tennessee (W, 85-84, 3/22/07)
2. 13 (31) SDSU (3/15/18)
3. 12 (25) Iowa State (W, 78-75, 3/24/13)
4. 10 (26) Central Connecticut (W, 78-57, 3/15/07)
   10 (22) Memphis (W, 92-76, 3/24/07)
   10 (18) Florida (L, 84-75, 4/2/07)

THREE-POINT FIELD GOAL ATTEMPTED (made)
1. 31 (13) SDSU (3/15/18)
   31 (16) Tennessee (W, 85-84, 3/22/07)
3. 26 (10) Central Connecticut (W, 78-57, 3/15/07)
4. 25 (12) Iowa State (W, 78-75, 3/24/13)
   25 (6) Detroit (W, 75-44, 3/13/99)

THREE-POINT FIELD GOAL PCT (min. 5 made)
1. .556 (10-18) Florida (L, 84-75, 4/2/07)
2. .529 (9-17) Georgetown (L, 3/15/87)
3. .516 (16-31) Tennessee (W, 85-84, 3/22/07)

FREE THROWS MADE (att.)
1. 30 (39) Kentucky (W, 87-74, 3/18/61)
2. 28 (35) UCLA (L, 72-68, 3/13/80)
3. 26 (36) Towson State (W, 97-86, 3/15/91)

FREE THROWS ATTEMPTED
1. 39 (30) Kentucky (W, 87-74, 3/18/61)
2. 36 (26) Towson State (W, 97-86, 3/15/91)
3. 35 (28) UCLA (L, 72-68, 3/13/80)

FREE THROW PERCENTAGE (min. 15 made)
1. .900 (18-20) Arizona (W, 73-70, 3/28/13)
   .900 (18-20) North Carolina (W, 80-73, 3/27/92)
3. .895 (17-19) Miami (L, 75-62, 3/19/00)
4. .880 (22-25) Florida (L, 84-75, 4/2/07)
   .880 (22-25) North Carolina (L, 64-51, 3/25/83)

OFFENSIVE REBOUNDS
1. 23 Siena (W, 74-72-2ot, 3/20/09)
2. 21 Murray State (W, 72-58, 3/11/99)
3. 20 Tennessee (W, 76-73, 3/26/10)
   20 Towson State (W, 97-86, 3/15/91)
   20 St. John's (W, 77-74, 3/20/99)

DEFENSIVE REBOUNDS
1. 34 Missouri, (L, 83-67, 3/16/02)
2. 32 Miami (L,75-62, 3/19/00)
   32 Murray State (W, 72-58, 3/11/99)

TOTAL REBOUNDS
1. 56 WKU (L, 81-78, 3/20/71)
2. 54 Houston (W, 89-85, 3/23/68)
3. 53 Siena (L, 74-72-2ot, 3/20/09)
   53 North Carolina (L, 80-66, 3/22/68)
   53 Murray State (W, 72-58, 3/11/99)

ASSISTS
1. 22 St. John's (L, 91-74, 3/22/91)
   22 Arizona State (W, 89-75, 3/9/80)
   22 Louisiana Tech (L, 79-67, 3/16/85)

STEALS
1. 14 St. John's (L, 91-74, 3/22/91)
2. 13 Providence (W, 84-83, 3/15/90)
3. 12 Georgia Tech (L, 75-66, 3/21/10)
   12 Utah State (L, 77-68, 3/15/01)

BLOCKED SHOTS
1. 11 Kentucky (L, 62-60, 2/25/11)
2. 9 Wichita St. (L, 70-66, 3/30/13)
3. 8 Kansas (L, 64-62, 3/31/12)
   8 Loyola (W 78-59, 3/15/12)
   8 Michigan (L, 75-71, 3/29/92)

TOTAL POINTS
1. 91 St. John's (L, 91-74, 3/22/91)
2. 86 Towson State (W, 97-86, 3/15/910
3. 85 Houston (W, 89-85, 3/23/68)

NCAA FINAL FOURS

Year	Champion	Score	Runner-up	Third	Fourth
1939	OREGON	46-33	**Ohio State**	Oklahoma	Villanova
1940	INDIANA	60-42	Kansas	Duquesne	Southern Cal
1941	WISCONSIN	39-34	Washington State	Pittsburgh	Arkansas
1942	STANFORD	53-38	Dartmouth	Colorado	Kentucky
1943	WYOMING	46-34	Georgetown	Texas	DePaul
1944	UTAH	42-40 (OT)	Dartmouth	Iowa State	**Ohio State**
1945	OKLAHOMA STATE	49-45	N.Y.U.	Arkansas	**Ohio State**
1946	OKLAHOMA STATE	43-40	North Carolina	**Ohio State**	California
1947	HOLY CROSS	58-47	Oklahoma	Texas	CCNY
1948	KENTUCKY	58-42	Baylor	Holy Cross	Kansas State
1949	KENTUCKY	46-36	Oklahoma State	Illinois	Oregon State
1950	CCNY	71-68	Bradley	N.C. State	Baylor
1951	KENTUCKY	68-58	Kansas State	Illinois	Oklahoma St.
1952	KANSAS	80-63	St. John's	Illinois	Santa Clara
1953	INDIANA	69-68	Kansas	Washington	LSU
1954	LaSALLE	92-76	Bradley	Penn State	Southern Cal
1955	SAN FRANCISCO	77-63	LaSalle	Colorado	Iowa
1956	SAN FRANCISCO	83-71	Iowa	Temple	SMU
1957	NORTH CAROLINA	54-53 (OT)	Kansas	San Francisco	Michigan St.
1958	KENTUCKY	84-72	Seattle	Temple	Kansas State
1959	CALIFORNIA	71-70	West Virginia	Cincinnati	Louisville
1960	**OHIO STATE**	75-55	California	Cincinnati	N.Y.U.
1961	CINCINNATI	70-65 (OT)	**Ohio State**	Vacated	Utah
1962	CINCINNATI	71-59	**Ohio State**	Wake Forest	UCLA
1963	LOYOLA	60-58 (OT)	Cincinnati	Duke	Oregon State
1964	UCLA	98-83	Duke	Michigan	Kansas State
1965	UCLA	91-80	Michigan	Princeton	Wichita State
1966	UTEP	72-65	Kentucky	Duke	Utah
1967	UCLA	79-64	Dayton	Houston	North Carolina
1968	UCLA	78-55	North Carolina	**Ohio State**	Houston
1969	UCLA	92-72	Purdue	Drake	N. Carolina
1970	UCLA	80-79	Jacksonville	New Mexico State	St. Bonaventure
1971	UCLA	68-62	Vacated	Vacated	Kansas
1972	UCLA	81-76	Florida State	North Carolina	Louisville
1973	UCLA	87-66	Memphis State	Indiana	Providence
1974	N.C. STATE	76-64	Marquette	UCLA	Kansas
1975	UCLA	92-85	Kentucky	Louisville	Syracuse
1976	INDIANA	86-68	Michigan	UCLA	Rutgers
1977	MARQUETTE	67-59	North Carolina	UNLV	NC-Charlotte
1978	KENTUCKY	94-88	Duke	Arkansas	Notre Dame
1979	MICHIGAN STATE	75-64	Indiana State	DePaul	Penn
1980	LOUISVILLE	59-54	Vacated	Purdue	Iowa
1981	INDIANA	63-50	North Carolina	Virginia	LSU
1982	NORTH CAROLINA	63-62	Georgetown	Houston	Louisville
1983	N.C. STATE	54-52	Houston	Georgia	Louisville
1984	GEORGETOWN	84-75	Houston	Kentucky	Virginia
1985	VILLANOVA	66-64	Georgetown	St. John's	Vacated
1986	LOUISVILLE	72-69	Duke	Kansas	LSU
1987	INDIANA	74-73	Syracuse	UNLV	Providence
1988	KANSAS	83-79	Oklahoma	Arizona	Duke

NCAA FINAL FOURS

Year	Champion	Score	Runner-up	Third	Fourth
1989	MICHIGAN	80-79 (OT)	Seton Hall	Illinois	Duke
1990	NEVADA-LAS VEGAS	103-73	Duke	Georgia Tech	Arkansas
1991	DUKE	72-65	Kansas	North Carolina	UNLV
1992	DUKE	71-51	Michigan	Indiana	Cincinnati
1993	NORTH CAROLINA	77-71	Michigan	Kentucky	Kansas
1994	ARKANSAS	76-72	Duke	Florida	Arizona
1995	UCLA	89-78	Arkansas	Oklahoma	North Carolina
1996	KENTUCKY	76-67	Syracuse	Mississippi State	UMass
1997	ARIZONA	84-79 (OT)	Kentucky	North Carolina	Minnesota
1998	KENTUCKY	78-69	Utah	Stanford	North Carolina
1999	CONNECTICUT	77-74	Duke	**Vacated**	Michigan State
2000	MICHIGAN STATE	89-76	Florida	Wisconsin	North Carolina
2001	DUKE	82-72	Arizona	Michigan State	Maryland
2002	MARYLAND	64-52	Indiana	Kansas	Oklahoma
2003	SYRACUSE	81-78	Kansas	Marquette	Texas
2004	CONNECTICUT	82-73	Georgia Tech	Oklahoma State	Duke
2005	NORTH CAROLINA	75-70	Illinois	Louisville	Michigan State
2006	FLORIDA	73-57	UCLA	George Mason	LSU
2007	FLORIDA	84-75	**Ohio State**	Georgetown	UCLA
2008	KANSAS	75-68	Memphis	North Carolina	UCLA
2009	NORTH CAROLINA	89-72	Michigan State	Connecticut	Villanova
2010	DUKE	61-59	Butler	Michigan State	West Virginia
2011	CONNECTICUT	53-41	Butler	VCU	Kentucky
2012	KENTUCKY	67-59	Kansas	**Ohio State**	Louisville
2013	LOUISVILLE	82-76	Michigan	Wichita State	Syracuse
2014	CONNECTICUT	60-54	Kentucky	Florida	Wisconsin
2015	DUKE	68-63	Wisconsin	Michigan State	Kentucky
2016	VILLANOVA	77-74	North Carolina	Oklahoma	Syracuse
2017	NORTH CAROLINA	71-65	Gonzaga	South Carolina	Oregon
2018	VILLANOVA	79-62	Michigan	Kansas	Loyola (Ill.)

Note: 1981 was the last year for the consolation game

LETTERWINNERS

A

No.	Player	Gp-Gs	Fgm-a/%	3-point Fgm-a/%	Ftm-a/F%	Rebounds Tot/Avg	Pf-Dq	Pts/Avg	A/B/T/S	Min/Avg.
14	Ahijevych, Andy	52-na	120-232/.517	na	68-97/.701	198/3.8	107	308/5.9	na/na/na/na	na
	1964-65-66, Ht. 6-5, Wt. 208, Hometown: Sugar Creek, Ohio, High School: Garaway									
30	Allen, James W.	14-na	2-14/.143	na	7-10/.700	3/0.2	7	11/0.8	na/na/na/na	na
	1960-61, Ht. 5-9, Wt. 170, Hometown: Columbus, Ohio, High School: na									
24	Allison, Bennie	28-na	12-37/.324	na/	2-3/.667	19/0.7	16	26/0.9	na/na/na/na	na
	1974, Ht. 6-0, Wt. 185, Hometown: Youngstown, Ohio, High School: Ursuline									
24	Amling, Warren E.	20-na	53-na/na	na	26-41/.637	na	52	132/6.6	na/na/na/na	na
	1945-46-47, Hometown: Columbus, Ohio									
23	Anderson, Derek	44-30	180-390/.462	30-97/.309	164-202/.812	180/4.1	122	554/12.6	166/8/114/88	1,282/29.1
	1993-94, Ht. 6-6, Wt. 185, Hometown: Louisville, Ohio, High School: Doss									
41	Anderson, John	97-45	128-275/.465	0-0/.000	99-142/.697	286/2.9	177	355/3.7	33/5/84/27	1,748/18.03
	1985-86-87-88, Ht. 6-9, Wt. 217, Hometown: Marion, Iowa, High School: Linn-Mar									
23	Anderson, Scott	85-0	38-105/.362	6-15/.400	33-54/.611	66/0.8	62	115/1.4	36/2/26/17	516/6.1
	1985-86-87-88, Ht. 6-4, Wt. 190, Hometown: Marion, Iowa, High School: Linn-Mar									
22	Andreas, Daniel E.	62-na	126-272/.463	na	45-69/.652	217/3.5	102	297/4.8	na/na/na/na	na
	1968-69-70, Ht. 6-3, Wt. 220, Hometown: Sugarcreek, Ohio, High School: Garaway									
42	Andreas, William A.	71-27	439-774/.567	na	145-218/.665	471/6.6	229	1023/14.4	81/na/na/na	914/33.85
	1973-74-75, Ht. 6-7, Wt. 224, Hometown: Sugarcreek, Ohio, High School: Garaway									
24	Annis, Charles	14-na	2-9/.222	na	7-14/.500	na	3	11/0.8	na/na/na/na	na
	1952-53, Ht. 6-4, Wt. 179, Hometown: Waverly, Ohio									
14	Apple, Harold R.	8-na	1-6/.167	na	1-2/.500	4/0.5	3	3/0.4	na	na
	1961, Ht. 6-3, Wt. 184, Hometown: Cincinnati, Ohio, High School: Hughes									
8	Armstrong, Ralph A.	62-na	120-328/.366	na	104-175/.594	na	191	344/5.5	na	na
	1950-51-52, Ht. 6-4, Wt. 187, Hometown: Cleveland, Ohio									
	Atkinson, Herbert S.	, 1909-10-11								

B

No.	Player	Gp-Gs	Fgm-a/%	3-point Fgm-a/%	Ftm-a/F%	Rebounds Tot/Avg	Pf-Dq	Pts/Avg	A/B/T/S	Min/Avg.
	Baird, Donald D., 1908									
3	Baker, Mark	92-77	352-693/.508	5-26/.192	267-395/.676	235/2.6	194	976/10.6	109/16/232/141	2,776/30.2
	1990-91-92, Ht. 6-1, Wt. 180, Hometown: Dayton, Ohio, High School: Dunbar									
	Baker, Richard T., 1937-38-39			Statistics unavailable						
44	Barclay, Craig D.	67-na	131-280/.468	na	92-116/.793	165/2.5	83	354/5.3	na	na
	1968-69-70, Ht. 6-3, Wt. 190, Hometown: Newark, Ohio, High School: na									
15	Barker, David P.	49-na	32-109/.294	na	12-43/.279	57/1.2	34	78/1.6	na	na
	1958-59-60, Ht. 6-2, Wt. 174, Hometown: Columbus, Ohio, High School: na									
22	Barkstall, Vernon L.	43-na	22-55/.400	na	11-23/.478	18/0.6	15	55/1.3	na	na
	1957-58, Ht. 5-9, Wt. 168, Hometown: Columbus, Ohio, High School: na									
45	Barnard, Stephen C.	32-na	9-32/.281	na/na	6-17/.353	44/1.4	31	24/0.8	na	na
	1967-68-69, Ht. 6-7, Wt. 200, Hometown: Columbus, Ohio, High School: na									
	Barrington, Walter D., 1906-07-08									
1	Bass, Charles	15-0	4-12/.333	0-0/.000	1-2/.500	18/1.2	11-0	9/0.6	1/6/3/2	70/4.7
	2003, Ht. 6-9, Wt. 195, Hometown: University Park, Ill., High School: Crete-Monee									

LETTERWINNERS

No.	Player	Gp-Gs	Fgm-a/%	3-point Fgm-a/%	Ftm-a/F%	Rebounds Tot/Avg	Pf-Dq	Pts/Avg	A/B/T/S	Min/Avg.
	Bast, Paul J., 1916-17									
33	Bates-Diop, Keita	109-70	469-993/.472	123-349/.352	211-272/.776	621/5.7	155/0	1,272/11.7	121/128/134/68	2,702/24.8
	2015-16-19, Ht. 6-7, Wt. 190, Hometown: Normal, Ill., High School: University High									
34	Bauer, Ted C.	6-na	1-3/.333	na/na	2-2/1.000	0/0	2	4/0.7	na	
	1968, Ht. 6-7, Wt. 196, Hometown: Troy, Mich., High School: na									
24	Bayless, Mark E.	48-30	166-371/.447	na/na	52-79/.658	151/3.1	90	384/8.0	155/na/na/na	1,234/25.71
	1975-76, Ht. 6-2, Wt. 164, Hometown: Chillicothe, High School: Chillicothe									
	Beard, Paul H.,1922									
	Beaver, Austin B., 1910-11-12									
	Beitner, William J., 1933-34-35									
21	Bell, Brayden	7-0	4-15/.267	1-7/.143	1-2/.500	16/2.3	4-0	10/1.4	1/1/2/0	33/4.7
	2006, Ht. 6-8, Wt. 255, Hometown: Salt Lake City, Utah, High School: Brighton									
10	Bell, David	38-0	14-31/.452	0-0/.000	18-31/.581	63/1.7	41-0	46/1.2	3/13/7/3	217/5.7
	2016-17, Ht. 6-10, Wt. 225, Hometown: Cleveland, Ohio, High School: Garfield Heights									
	Bell, Robin A., 1926-27-28									
	Bellows, George W., 1903-04									
34	Belter, Steve,1996									
19	Biel, William J., 1946									
15	Billings, Ricardo	38-8	41-107/.383	10-33/.303	37-60/.617	69/1.8	60-0	123/3.2	25/3/44/14	503/13.2
	2004, Ht. 6-3, Wt. 210, Hometown: Detroit, Mich., High Schoool: Rogers Academy									
	Blair, Howard H., 1921-22-23									
	Bliss, James G., 1913-14									
13	Bolden, Lawrence	103-75	565-1,288/.439	na	278-396/.702	348/3.4	249	1,408/13.7	401/1/76/24	2,563/24.9
	1974-75-76-77, Ht. 6-0, Wt. 166, Hometown: Cleveland, High School: East Tech									
	Bolen, Charles W., 1916-17-18									
	Bolser, Harvey J., 1938									
44	Bosley, Jami	27-18	57-142/.401	4-11/.364	34-55/.618	61/2.3	65-1	152/5.6	33/44/1/34	471/17.4
	1996, Ht. 6-1, Wt. 205, Hometown: Massillon, Ohio, High School: Jackson H.S.									
16	Boughner, Richard J., 1938-39									
5	Bowen, Robert K.	18-na	58-na	na	20-33/.606	na	29	136/7.6	na	na
	1944-46-47									
15	Bowman, William Tom	43-na	72-203/.355	na	55-87/.632	150/3.5	91	199/4.6	na	na
	1963-64, Ht.6-5, Wt. 182, Hometown: Columbus, High School: Linden McKinley									
35	Bradds, Gary L.	74-na	563-1052/.535	na	404-519/.778	706/9.5	163	1530/20.7	na	na
	1962-63-64, Ht. 6-8, Wt. 200, Hometown: Jamestown, Ohio, High School: Jamestown									
4	Bradley, James	47-0	47-130/.362	18-45/.400	22-29/.759	52/1.1	39	134/2.9	44/0/30/17	374/8.0
	1988-89, Ht. 6-1, Wt. 188, Hometown: Columbus, Ohio, High School: Beechcroft									
31	Brandewie, Tom	83-13	81-153/.529	1-4/.250	28-52/.538	182/2.2	86	191/2.3	29/9/52/23	774/9.3
	1990-91-92-93, Ht. 6-9, Wt. 220, Hometown: Fort Loramie, Ohio, High School: Fort Loramie									
44	Brautigam, Darrell L.	32-na	11-22/.500	na/na	8-16/.500	36/1.1	11	30/0.9	na	na
	1966-67, Ht. 6-5, Wt. 181, Hometown: Sidney, Ohio, High School: Fairlawn									

LETTERWINNERS

No.	Player	Gp-Gs	Fgm-a/%	3-point Fgm-a/%	Ftm-a/F%	Rebounds Tot/Avg	Pf-Dq	Pts/Avg	A/B/T/S	Min/Avg.
19	Bressler, Richard W.	1-0	0-0/.000	na	0-0/.000	2/2.0	1	0/0.0	na	na
	1957, Ht. 5-9, Wt. 163, Hometown: Bowling Green,Ohio, High School: na									
22	Brewster, Eli	32-3	37-101/.366	13-34/.382	12-16/.750	44/1.4	32	99/3.1	59/0/52/20	442/13.81
	1989, Ht. 6-2, Wt. 200, Hometown: Columbus, Ohio, High School: Wehrle									
13	Brown, Brian	129-98	489-1,046/.467	107-283/.378	299-413/.724	448/3.5	240/3	1,384/10.7	374/18/288/128	3,665/28.4
	1999-00-01-02, Ht. 6-4, Wt. 200, Homtown: Brooklyn, NY, High School: Bishop Loughlin									
4	Brown, Harvey E., 1948-49-50									
	Brown, Herbert H., 1932-33									
30	Brown, Jamaal	127-126	388-848/.458	109-281/.88	254-338/.751	365/2.9	268	1139/9.0	243/13/199/158	3,362/26.5
	1989-90-91-92, Ht. 6-4, Wt. 190, Hometown: Arlington, Texas, High School: Sam Houston									
22	Brown, James D.	11-na	46-114/.404	na	23-37/.622	39/0.9	48	115/2.6	na	na
	1963-64-65, Ht. 6-0, Wt. 167, Hometown: Martins Ferry, Ohio, High School: na									
44	Buford, William	145-137	744-1,689/.440	212-558/.385	287-354/.811	666/4.6	279-2	1,990/13.7	361/42/254/131	4,726/32.6
	2009-10-11-12, Ht. 6-5, Wt. 200, Hometown: Toledo, Ohio, High School: Libbey									
	Bulen, J. Elwood, 1901									
5	Burkholder, Robert P.	67-na	137-523/.262	na/na	117-173/.676	na	169	391/5.8	na	na
	1948-49-50, Ht. 5-10, Wt. 185, Hometown: Bluffton, Ohio									
43	Burris, Terry C.	88-23	196-429/.457	na/na	90-135/.667	244/2.8	154	482/5.5	na	na
	1975-76-77-78, Ht. 6-6, Wt. 188, Hometown: Whitehall, Ohio, High School: Whitehall									
12	Burson, Jay	122-95	649-1,287/.504	66-162/.407	392-486/.907	400/3.3	326	1756/14.4	329/9/265/204	3,657/30.0
	1986-87-88-89, Ht. 6-0, Wt., 156, Hometown: New Concord, Ohio, High School: John Glenn									
	Busich, Sam	1935-36, Ht. 6-3, Wt., 190, Hometown: Lorain, Ohio, High School: Lorain Senior								
14	Butler, Jamar	139-117	420-1,018/.413	242-650/.372	231-266/.868	348/2.5	194-1	1,313/9.4	579/12/246/137	4,213/30.3
	2005-06-07-08, Ht. 6-3, Wt., 190, Hometown: Lima, Ohio, High School: Shawnee									

C

No.	Player	Gp-Gs	Fgm-a/%	3-point Fgm-a/%	Ftm-a/F%	Rebounds Tot/Avg	Pf-Dq	Pts/Avg	A/B/T/S	Min/Avg.
	Cameron, George D.	1924-25								
00	Campbell, Tony	104-89	589-1,223/.482	0-2/.000	351-440/.798	628/6.0	307	1,529/14.7	121/36/287/116	3,258/31.3
	1981-82-83-84, Ht. 6-7, Wt. 212, Hometown: Teaneck, N.J., High School: Teaneck									
	Canaga, Wilbur W.	1915								
3	Carlson, Carl J.	40-na	104-270/.385	na/na	78-105/.743	69/1.7	90	286/7.2	na	na
	1958-59, Ht. 5-11, Wt. 162, Hometown: Valley City, N.D., High School: na									
32	Carter, Perry	126-116	645-1,160/.556	0-2/.000	323-533/.606	989/7.8	383	1,613/12.8	126/105/330/103	3,470/27.5
	1988-89-90-91, Ht. 6-8, Wt. 230, Hometown: Washington, D.C., High School: Gonzaga									
25	Castilow, Henry C.	6-na	0-7/.000	na/na	0-1/.000	1/0.1	2	0/0.0	na	na
	1963-64, Ht. 6-4, Wt. 172, Hometown: New Martinsville, W.Va., High School: na									
	Caudill, Rodney C.	1944-45								
10	Cedargren, John T.	18-na	9-26/.346	na/na	5-11/.454	28/1.6	14	23/1.3	na	na
	1960, Ht. 6-5, Wt. 182, Hometown: Columbus, Ohio, High School: na									
2	Cheatham, B. Fuss-	113-50	138-400/.345	35-119/.294	86-155/.555	198/1.8	161-3	397/3.5	236/3/140/71	2,021/17.9
	2002-03-04-05, Ht. 6-1, Wt. 190, Hometown: Beaver Falls, Pa., High School: Blackhawk									
	Cherry, Boyd V.	1913-14-15								

LETTERWINNERS

No.	Player	Gp-Gs	Fgm-a/%	3-point Fgm-a/%	Ftm-a/F%	Rebounds Tot/Avg	Pf-Dq	Pts/Avg	A/B/T/S	Min/Avg.
31	Childs, Robert	3-na	1-2/.500	na/na	1-2/.500	2/0.7	1	3/1.0	na	na
	1974, Ht. 6-2, Wt. 172, Hometown: Columbus, Ohio, High School: West									
	Clark, William E.	1920								
35	Cleamons, James M.	72-na	505-931/.542	na/na	325-427/.761	522/7.3	179	1,335/18.5	na	na
	1969-70-71, Ht. 6-3, Wt. 182, Hometown: Columbus, Ohio, High School: Linden McKinley									
34	Cline, Michael D.	95-34	238-525/.453	na/na	122-149/.819	251/2.6	188	598/6.3	188/5/128/43	1,840/19.4
	1977-78-79, Ht. 6-4, Wt. 205, Hometown: Millersburg, Ohio, High School: West Holmes									
	Colburn, Robert H., 1932-33-34									
3	Coleman, Neshaun	111-40	270-699/.386	147-436/.337	64-88/.727	172/1.5	215-6	751/6.8	205/8/146/64	2,420/21.8
	1996-97-98-99, Ht. 6-3, Wt. 190, Hometown: Toledo, Ohio, High School: St. John's									
42	Concheck, Joe	70-53	233-517/.451	na/na	86-117/.735	245/3.5	165	553/7.9	71/3/99/35	1,687/24.1
	1983-85									
1	Conley Jr., Mike	39-39	106-309/.518	21-69/.304	100-144/.694	134/3.4	60-1	441/11.3	238/10/86/87	1,231/31.6
	2006-07, Ht. 6-1, Wt. 180, Hometown: Indianapolis, Ind., High School: Lawrence North									
3	Connolly, Sean	93-45	264-620/.426	147-368/.399	117-149/.785	272/2.9	165-4	792/8.5	173/11/106/58	2,512/27.0
	2001-02-03, Ht. 6-5, Wt. 210, Hometown: Peabody, Mass., High School: Bishop Fenwick									
	Conrad, Fred B.	1932-33-34								
31	Cook, Daequan	39-1	141-317/.445	54-130/.415	46-66/.697	167/4.3	66-1	382/9.8	40/10/56/28	770/19.7
	2006-07, Ht. 6-5, Wt. 205, Hometown: Dayton, Ohio, High School: Dunbar									
	Cook, Dean E.	66-na	183-625/.293	na/na	112-185/.605	na	137	478/7.2	na	na
	1952-53-54									
	Cornell, Fred A.	1903								
	Cox, Joseph E.	1926-27-28								
4	Craft, Aaron	148-112	340-958/.459	92-276/.333	342-464/.737	492/3.3	364-7	1,314/8.9	694/20/324/377	4,819/32.6
	2011-12-13-14, Ht. 6-2, Wt. 195, Hometown: Findlay, Ohio, High School: Liberty Benton									
	Cunningham, Harold B., 1924-25-26									

D

No.	Player	Gp-Gs	Fgm-a/%	3-point Fgm-a/%	Ftm-a/F%	Rebounds Tot/Avg	Pf-Dq	Pts/Avg	A/B/T/S	Min/Avg.
13	Dakich, Andrew	34-1	36-76/.474	15-39/.385	14-18/.778	62/1.8	40-0	101/3.0	72/1/37/32	646/19.0
	2018, Ht. 6-2, Wt. 190, Hometown: Zionsville, Ind., High School/Last School: Zionsville (Ind.)/U. of Michigan									
4	Darby, Brent	122-80	410-1,028/.399	153-423/.362	395-499/.792	308/2.5	275-3	1,368/11.2	321/10/261/121	3,261/26.7
	2000-01-02-03, Ht. 6-1, Wt. 195, Hometown: Detroit, Mich., High School: River Rouge									
15	Daugherty, Michael R.	53-33	162-386/.420	na/na	67-108/.620	183/3.5	133	391/7.4	120/4/45/22	1,385/26.1
	1976-77, Ht. 6-3, Wt. 181, Hometown: Bedford, Ohio, High School: Bedford									
	Davies, Dan H., 1916-17-18									
20	Davis, Alex	115-36	254-598/.425	72-212/.340	97-109/.890	181/1.6	161	677/5.9	150/5/127/73	1,816/15.80
	1990-91-92-93, Ht. 6-1, Wt. 170, Hometown: Cincinnati, Ohio, High School: Forest Park									
21	Davis, Carlos	92-46	188-470/.400	26-99/.262	108-157/.687	265/1.92	133-1	434/3.28	251/208/3/76	1,019/34.0
	1995-96-97-98, Ht. 6-4, Wt. 223, Hometown: Columbus, Ohio, High School: Eastmoor H.S.									
	Davis, Harlan, 1922-23									

LETTERWINNERS

No.	Player	Gp-Gs	Fgm-a/%	3-point Fgm-a/%	Ftm-a/F%	Rebounds Tot/Avg	Pf-Dq	Pts/Avg	A/B/T/S	Min/Avg.
14	Dawe, Richard E.	48-na	38-125/.304	na/na	29-44/.659	na	53	105/6.2	na	na
	1951-52, Ht. 5-11, Wt. 175, Hometown: Lima, Ohio									
	Dawson, Jack E., 1939-40-41									
33	Della Valle, Amedeo	48-0	54-153/.353	34-100/.340	29-46/.630	80/1.7	40-0	171/3.8	10/14/27/11	501/10.4
	2013-14 , Ht. 6-5, Wt. 190, Hometown: Alba, Italy, High School: Findlay (Nev.) Prep.									
10	Days, Henderson "Eddie"	13-0	0-7/.000	0-3/.000	1-2/.500	1/0.1	0-0	0/0.0	1/0/0/1	24/1.8
	2010-11 , Ht. 6-0, Wt. 180, Hometown: Richmond Heights, Ohio, High School: Richmond Heights									
	Dempsey, Benton A., 1925-26									
	Denny, Charles W., 1898-99									
31	DeVoe, Donald E.	45-na	114-249/.458	na/na	65-107/.607	158/3.5	85	293/6.5	na	na
	1962-63-64, Ht. 6-5, Wt. 196, Hometown: Port Williams, Ohio, High School: na									
12	Dials, Nick	19-9	24-66/.364	15-41/.366	22-25/.880	27/1.4	39-1	85/4.5	40/0/14/24	340/17.9
	2004, Ht. 6-1, Wt. 175, Hometown: New Haven, Ohio									
34	Dials, Terence	132-97	604-1,082/.558	0-2/.000	358-552/.649	876/6.6	365-7	1,566/11.9	98/103/234/95	3,486/26.4
	2002-04-05-06, Ht. 6-9, Wt. 250, Hometown: Youngstown, Ohio, High School: Boardman									
33	Diebler, Jon	144-115	473-1,109/.427	374-900/.416	216-263/.821	404/2.8	190-0	1,536/10.7	269/24/169/138	4,687/32.5
	2008-09-10-11 , Ht. 6-6, Wt. 210, Hometown: Upper Sandusky, Ohio, High School: Upper Sandusky									
3	Donham, Robert E.	86-na	341-720/.385	na/na	189-384/.492	na	267	871/10.1	na	na
	1947-48-49-50, Ht. 6-3, Wt. 185, Hometown: Hammond, Ind.									
21	Doss, Randy	17-0	9-29/.310	1-5/.200	9-13/.692	17/1.0	12	28/1.6	na	na
	1988, Ht. 6-5, Wt. 187, Hometown: Chicago, Ill., High School: Leo									
14	Doughty, James E.	50-na	130-315/.413	na/na	63-115/.548	270/5.4	87	323/6.5	na	na
	1962-63, Ht. 6-4, Wt. 208, Hometown: Columbus, Ohio, High School: na									
12	Dove, Robert L.	66-na	265-592/.448	na/na	158-219/.721	432/6.5	188	688/10.4	na	na
	1964-65-66, Ht. 6-6, Wt. 223, Hometown: Canfield, Ohio, High School: na									
23	Dressler, Roger W.	13-na	0-7/.000	na/na	2-2/1.000	0/0.0	0	2/0.2	na	na
	1957, Ht. 6-3, Wt. 188, Hometown: Wadsworth, Ohio, High School: Wadsworth									
	Dudley, R. Lewis	1921-22-23								
40	Dudley, Rickey	81-30	92-198/.465	0-0/.000	90-144/.625	285/3.5	179	274/3.4	50/15/80/33	1,333/16.5
	1992-93-94-95, Ht. 6-7, Wt. 235, Hometown: Henderson, Texas High School: Henderson									
43	Dudley, Will	107-4	130-238/.546	0-0/.000	67-129/.519	210/2.0	142-1	327/3.1	25/34/46/13	979/9.1
	1999-00-01-02, Ht. 6-8, Wt. 230, Hometown: Brooklyn, N.Y., High School: Bishop Loughlin									
12	Dugger, John R.	1943-44-45, Ht. 6-4, Wt. 198, Hometown: Canton, Ohio								
33	Dumas, Joseph	55-1	19-51/.373	0-3/.000	13-29/.448	36/0.7	37	51/0.9	9/0/25/6	220/4.00
	1986-87-88-89, Ht. 6-9, Wt. 216, Hometown: Irvington, N.Y., High School: Irvington									
	Dye, William H.	1935-36-37								

E

No.	Player	Gp-Gs	Fgm-a/%	3-point Fgm-a/%	Ftm-a/F%	Rebounds Tot/Avg	Pf-Dq	Pts/Avg	A/B/T/S	Min/Avg.
35	Eaker, Gerald	24-5	34-78/.436	0-0/.000	12-24/.500	65/2.7	56	80/3.3	8/36/16/9	314/13.08
	1994, Ht. 6-11, Wt. 232, Hometown: Bellwood, Ill., High School: St. Joseph									
	Ebert, Paul A.	66-na	510-1,313/.388	na/na	416-672/.619	na	214	1,436/21.8	na	na
	1952-53-54									
	Edwards, Maynard	1939								

LETTERWINNERS

No.	Player	Gp-Gs	Fgm-a/%	3-point Fgm-a/%	Ftm-a/F%	Rebounds Tot/Avg	Pf-Dq	Pts/Avg	A/B/T/S	Min/Avg.
	Eichwald, Kenneth R.,	1943								
	Elder, Walter N., 1902-03									
41	Ellinghausen, J. R.	112-41	221-529/.418	na/na	113-167/.667	454/4.1	233	555/5.0	63/66/87/29	2,040/18.21
	1977-78-79-80, Ht. 6-7, Wt. 310, Hometown: Plymouth, Mich., High School: Salem									
	Elliott, Clark A., 1946									
4	Ellis, Charles D.	66-na	200-489/.409	na/na	176-263/.669	0/0.0	167	576/8.7	na	na
	1954-55-56, Ht. 5-10, Wt. 162, Hometown: Steubanville, Ohio									
	Ervin, Harold A., 1929-30-31									
4	Etzler, Doug	62-14	42-106/.396	29-62/.468	27-34/.794	52/1.2	44	140/2.26	98/0/56/12	753/12.15
	1992-93-94-95, Ht. 6-0, Wt. 175, Hometown: Convoy, Ohio, High School: Crestview									
	Evans, Jack G.	1928-29-30								

F

No.	Player	Gp-Gs	Fgm-a/%	3-point Fgm-a/%	Ftm-a/F%	Rebounds Tot/Avg	Pf-Dq	Pts/Avg	A/B/T/S	Min/Avg.
	Fekete, Eugene	1943								
	Ferrall, Junius B.	1931-32								
4	Ferrell, James L.	16-na	3-11/.272	na/na	1-6/.167	3/0.2	6	7/0.4	na	na
	1959, Ht. 6-1, Wt. 179, Hometown: Columbus, Ohio, High School: na									
	Fesler, Wesley E.	1929-30-31								
21	Finney, Jody R.	70-na	349-663/.526	na/na	250-290/.862	266/3.8	119	948/12.2	na	na
	1968-69-70, Ht. 6-3, Wt. 188, Hometown: Springfield, Ohio, High School: South									
	Fisher, Jerome	1932-34								
	Fisher, Richard W.	1941-42								
13	Flatt, Donald H.	60-na	39-118/.331	na/na	30-54/.556	86/1.4	42	108/1.8	na	na
	1962-63-64, Ht. 6-4, Wt. 203, Hometown: Brooklyn, N.Y., High School: na									
23	Foster, Je'Kel	64-44	213-484/.440	139-337/.412	73-96/.760	243/3.8	130-3	638/10.0	177/9/101/115	1,900/29.7
	2005-06, Ht. 6-4, Wt. 210, Hometown: Natchez, Miss., High School: Natchez									
	Foster, Thomas B.	1906								
	Foust, H. S., 1914									
72	Franchimont, Prosper E.	15-na	4-23/.174	na/na	6-10/.600	na	18	14/0.9	na	na
	1949									
	Francis, James C.	1918-19-20								
44	Francis, Jerry	133-126	546-1,181/.462	34-95/.358	360-469/.768	576/4.3	363	1,486/11.2	250/5/278/118	3,790/28.5
	1986-87-88-89, Ht. 6-5, Wt. 210, Hometown: Columbus, Ohio, High School: Wehrle									
20	Frazier, Curtis L.	44-na	15-55/.272	na/na	4-12/.333	35/0.8	39	34/0.8	na	na
	1962-63-64, Ht. 6-4, Wt. 166, Hometown: New Boston, Ohio, High School: na									
31	Frazier, Kel	7-0	4-4/1.000	0-0/.000	2-2/1.000	2/0.3	5-0	10/1.4	1/0/1/1	27/3.9
	2001, Ht., 6-2, Wt., 215, Hometown: Columbus, Ohio: High School: Upper Arlington									
24	Freeman, Robin R.	57-na	593-1,364/.435	na/na	411-512/.803	na	125	1,597/28.0	na	na
	1954-55-56, Ht. 5-11, Wt. 186, Hometown: Cincinnati, Ohio, High School: Hughes									
	Fritz, Howard E.	1912-13								
	Fugitt, John O.	1932								

LETTERWINNERS

No.	Player	Gp-Gs	Fgm-a/%	3-point Fgm-a/%	Ftm-a/F%	Rebounds Tot/Avg	Pf-Dq	Pts/Avg	A/B/T/S	Min/Avg.
45	Fulton, Connor	4-0	0-2/.000	0-2/.000	1-2/.500	1/0.3	0/0	1/.03	0/0/1/0	9/2.3
	2018, Ht. 6-4, Wt. 175, Hometown: Salt Lake City, Utah, High School: Alta									
34	Funderburke, L.	80-61	489-904/.541	3-10/.300	198-319/.621	529/6.6	140	1,179/14.7	80/131/139/47	2,393/29.9
	1992-93-94, Ht. 6-9, Wt. 250, Hometown: Columbus, Ohio, High School: Wehrle									
23	Furry, Donald L.	5-na	2-3/.667	na/na	1-3/.333	2/0.7	0	5/1.0	na	na
	1961, Ht. 6-2, Wt. 185, Hometown: Columbus, Ohio, High School: na									

G

No.	Player	Gp-Gs	Fgm-a/%	3-point Fgm-a/%	Ftm-a/F%	Rebounds Tot/Avg	Pf-Dq	Pts/Avg	A/B/T/S	Min/Avg.
12	Furry, Richard L.	71-na	205-502/.408	na/na	65-108/.602	418/5.9	130	475/6.7	na	na
	1958-59-60, Ht. 6-7, Wt. 208, Hometown: Columbus, Ohio, High School: West High									
	Gall, William O.	1939								
22	Garverick, Pat	2-0	0-1/.000	0-0/.000	0-0/.000	1/0.5	1	0/0.0	0/0/0/1	5/2.5
	1988, Ht. 6-2, Wt. 170, Hometown: Mentor, High School: Mentor									
4	Gearhart, Gary L.	62-na	78-204/.382	na/na	45-78/.577	86/1.4	111	201/3.2	na	na
	1960-61-62, Ht. 6-2, Wt. 172, Hometown: New Lebanon, Ohio, High School: Dixie									
	Gecowets, Max	1941-42-43								
30	Geddes, James L.	31-na	33-78/.423	na/na	19-35/.543	46/1.5	53	85/2.7	na	na
	1968-70, Ht. 6-2, Wt. 187, Hometown: Darbydale, Ohio, High School: na									
	George, August	1936-37								
44	Gerhard, Daniel	66-na	210-494/.425	na/na	19-35/.543	207/3.1	53	513/7.8	27/na/na/na	na
	1972-73-74, Ht.6-3, Wt. 188, Hometown: Dayton, High School: Chaminade									
18	Giacomelli, Mario C.	15-na	1-20/.050	na/na	11-19/.579	na	14	13/0.9	na	na
	1950, Ht. 6-4, Wt. 190, Hometown: Yorkville, Ohio									
4	Giddens, Daniel	33-7	51-110/.464	0-1/.000	25-57/.439	119/3.6	108-3	127/3.8	9/50/33/17	599/18.2
	2016, Ht. 6-10, Wt. 230, Hometown: Mableton, Ga., High School: Oak Hill Academy									
	Gillaugh, Raymond D.	40-na	65-157.414	na/na	81-124/.653	na	70	211/5.3	na	na
	1951-52									
	Ginn, Dwight C.	1914-15-16								
	Godfrey, Ernest R.	1914-15								
24	Goldstein, Andrew	2-na	0-1/.000	0-0/.000	0-0/.000	0/0.0	1	0/0.0	0/0/0/0	2/1.0
	2014, Ht. 6-3, Wt. 200, Hometown: Marlboro, N.J., High School: Marlboro									
	Goss, Keith W.	1940								
41	Grace, Henry F.	13-0	1-3/.333	na/na	1-3/.333	1/0.2	2	3/0.2	na	na
	1983-84, Ht. 6-6, Wt. 178, Hometown: Groveport, Ohio, High School: Groveport									
55	Gradney, Scott	1996, Ht. 6-9, Wt. 200, Hometown: Louisville, Ky., High School: Ballard								
	Graf, Campbell J.	1913-14-15								
	Graf, Jack R.	1940-41-42								
	Grate, Donald	1944-45								
	Greenspun, Abraham	1920-21-22								
21	Gregory, Marvin J.	25-na	9-29/.310	na/na	14-25/.560	25/1.0	40	32/1.3	na	na
	1964-66, Ht. 6-2, Wt. 171, Hometown: Wilmington, Ohio, High School: na									

LETTERWINNERS

No.	Player	Gp-Gs	Fgm-a/%	3-point Fgm-a/%	Ftm-a/F%	Rebounds Tot/Avg	Pf-Dq	Pts/Avg	A/B/T/S	Min/Avg.
	Griffith, Floyd R.	1944								
	Grim, Fred H.	1927-28								
	Gunton, William E.	1944								

H

No.	Player	Gp-Gs	Fgm-a/%	3-point Fgm-a/%	Ftm-a/F%	Rebounds Tot/Avg	Pf-Dq	Pts/Avg	A/B/T/S	Min/Avg.
22	Haas, W. Mitch	64-1	40-78/.513	3-7/.429	16-25/.640	31/0.5	33	99/1.5	11/0/34/3	301/4.7
		1980-81-82-83, Ht. 6-7, Wt. 208, Hometown: Moraga, Calif., High School: Campolindo								
25	Hagedorn, Richard J.	12-na	1-13/.007	na/na	0-2/.000	7/0.6	7	2/0.2	na	na
		1959, Ht. 6-2, Wt. 192, Hometown: Grove City, Ohio, High School: na								
	Hager, L. R.	1898-99								
	Hague, Thomas R.	19-na	10-31/.323	na/na	5-12/.417	na	12	25/1.3	na	na
		1952								
	Haid, Arthur	1923								
22	Hall, Anthony T.	86-15	88-216/.407	na/na	51-81/.630	172/2.0	131	227/2.6	34/22/98/38	784/9.12
		1977-78-79-80, Ht. 6-3, Wt. 177, Hometown: Louisville, Ky., High School: Ahrens								
42	Hall, Steve	54-0	23-56/.411	1-2/.500	16-25/.640	58/1.1	56	63/1.2	5/9/15/10	294/5.44
		1989-90-91-92, Ht. 6-8, Wt. 225, Hometown: Payne, Ohio, High School: Wayne Trace								
40	Halley, John W.	6-na	1-1/1.000	na	1-3/.333	1/0.2	1	3/0.5	na	na
		1968-69, Ht. 6-2, Wt. 181, Hometown: Vermillion, Ohio, High School: na								
33	Halley, William P.	2-na	0-0/.000	na	0-0/.000	1/0.5	0	0/0.0	na	na
		1964, Ht. 6-5, Wt. 188, Hometown: Columbus, Ohio, High School: na								
	Hammett, Jack	1944								
23	Hammond, Clance	64-9	73-161/.453	na	28-67/.418	138/2.2	104	174/2.7	7/2/19/1	595/9.28
		1975-76-77, Ht. 6-6, Wt. 181, Hometown: Columbus, Ohio, High School: Central								
44	Hanna, Eric	1995, 97-98, Ht. 6-7, Wt. 195, Hometown: Canfield, Ohio, High School: Canfield								
	Harley, Charles W.	1920, High School: Columbus East								
	Hartley, Jim	1-na	0-1/.000	na	0-2/.000	na	0	0/0.0	na	na
		1955								
12	Harris, A.J.	35-4	32-99/.323	16-49/.327	19-28/.679	35/1.0	40-0	99/2.8	59/1/36/12	478/13.7
		2016, Ht. 5-9, Wt. 165, Hometown: Dayton, Ohio, High School: Dunbar								
3	Harris, Ivan	127-66	281-619/.454	129-324/.398	37-53/.698	297/2.3	156-1	728/5.7	59/22/60/36	1,955/15.4
		2004-05-06-07, Ht. 6-7, Wt. 220, Hometown: Springfield, Ohio, High School: Oak Hill (Va.) Academy								
7	Harris, James R.	16-na	33-na	na	12-23/.522	na	0	78/4.9	na	na
		1947, Ht. 5-9, Wt. 158, Hometown: East Liverpool, Ohio								
	Hatfield, Merrill Creed	62-na	120-353/.340	na	93-144/.646	na	139	333/5.4	na	na
		1951-52-53								
5	Havlicek, John J.	84-na	513-1,010/.508	na	197-270/.730	720/8.6	171	1,223/14.6	na	na
		1960-61-62, Ht. 6-5, Wt. 205, Hometown: Lansing, Ohio, High School: Bridgeport								
30	Haynes, Joel B.	1963-64								
	Hectorne, Ronald L.	1926-27-28								
23	Heflin, Ryan	25/0	7-18/.389	2-5/.400	5-8/.625	6/0.2	9-0	21/0.8	8/0/7/2	50/2.0
		2001-02, Ht. 5-10, Wt. 180, Hometown: Dayton, Ohio, High School: Meadowdale								

LETTERWINNERS

No.	Player	Gp-Gs	Fgm-a/%	3-point Fgm-a/%	Ftm-a/F%	Rebounds Tot/Avg	Pf-Dq	Pts/Avg	A/B/T/S	Min/Avg.
	Hegelheimer, Louis J.	1903-04-05-06								
55	Hetz, Mark	45-0	24-48/.500	na	10-23/.435	44/1.0	27	58/1.3	1/1/9/3	231/5.1
	1977-78-79-80, Ht. 6-8, Wt. 237, Hometown: Defiance, High School: Defiance									
54	Herron, Shamar	38-3	24-53/.453	0-0/.000	7-19/.368	56/1.5	44	55/1.4	2/16/17/2	350/8.5
	1998-99, Ht. 6-9, Wt. 225, Hometown: Detroit, Mich., High School: Pershing									
43	Heximer, Wendell	19-na	3-16/.188	na	3-6/.500	10/0.5	5	9/0.5	na	na
	1971, Ht. 6-3, Wt. 200, Hometown: Fayette, Ohio, High School: Fayette									
14	Hill, P.J.	55-8	33-86/.384	17-46/.370	36-55/.655	67/1.2	64-0	119/2.2	66/4/53/18	631/11.5
	2008-09 , Ht. 6-1, Wt. 170, Hometown, Minneapolis, High School: North									
	Hinchman, Lewis George, 1931-33									
	Hinchman, William John, 1928-29-30									
23	Hodak, Nick	9-0	5-10/.500	2-4/.500	2-2/1.000	6/0.7	2	14/1.6	3/0/2/0	23/2.6
	1990-91, Ht. 6-6, Wt. 185, Hometown: Toledo, Ohio, High School: St. John's									
	Hoffer, Joe Ralph	1931-32								
	Holcomb, Stuart K.	1930								
22	Honigford, Jim	23-0	2-12/.167	na	3-5/.600	5/0.2	5	7/0.3	1/0/5/1	34/1.5
	1984-85-86, Ht. 6-5, Wt. 192, Hometown: Coldwater, Ohio, High School: Coldwater									
32	Hopson, Dennis	125-96	796-1,534/.519	67-160/.419	437-551/.793	712/5.7	220	2,096/16.8	258/59/276/164	3,611/28.9
	1984-85-86-87, Ht. 6-5, Wt. 195, Hometown: Toledo, Ohio, High School: Bowsher									
13	Hornyak, Allan J.	69-na	604-1,343/.450	na	364-458/.795	286/4.1	181	1,572/22.8	na	na
	1971-72-73, Ht. 6-1, Wt. 185, Hometown: Bellaire, High School: St. John									
25	Hosket, Wilmer Clemons, 1932-33, Hometown: Dayton, Ohio, High School: Stiverse									
25	Hosket, Wilmer F.	74	561-1,072/.523		319-465/.686	910/12.3	213	1,441/19.5	na	na
	1966-67-68, Ht. 6-7, Wt. 228, Hometown: Dayton, Ohio, High School: Belmont									
	Houghton, Henry S.	1898-00-01								
11	Howard, Frank O.	66-na	445-1,044/.426	na	257-410/.627	635/14.4	206	1,147/17.4	na	na
	1956-57-58, Ht. 6-6, Wt. 200, Hometown: Columbus, Ohio, High School: South									
12	Howell, John S.	77-na	383-802/.478	na	153-222/.689	378/4.9	180	919/11.9	na	na
	1967-68-69, Ht. 6-5, Wt. 236, Hometown: Columbus, Ohio, High School: na									
13	Hoyt, Richard H.	71-na	136-336/.405	na	81-105/.771	203/2.9	140	353/5.0	na	na
	1959-60-61, Ht. 6-4, Wt. 191, Hometown: Mount Vernon, High School									
19	Hudson, Richard S.	26-na	16-73/.219	na	6-12/.500	na	40	38/1.5	na	na
	1948									
20	Huggins, Larry A.	116-75	258-557/.463	21-38/.553	115-145/.793	232/2.0	213	652/5.6	239/5/162/57	3,036/26.17
	1980-81-82-83, Ht. 6-3, Hometown: Port Washington, Ohio, High School: Indian Valley South									
	Hull, James R.	1938-39, Hometown: Leesburg, Ohio, High School: Greenfield McClain								
	Hunt, William P.	1925-26-27								
45	Hunter, Othello	76-45	247-424/.583	4-13/.308	91-151/.603	415/5.5	152-4	589/7.8	42/97/78/37	1,689/22.2
	2006-08, Ht. 6-9, Wt. 225, Hometown: Winston-Salem, N.C., High School: R.J. Reynolds									
5	Huston, Larry P.	66-na	351-829/.423	na	198-274/.723	593/9.0	136	900/13.6	na	na
	1957-58-59, Ht. 6-7, Wt. 208, Hometown: Savannah, Ohio, High School: na									
	Huston, Paul F.	20-na	36-na	na	40-61/.656	na	69	112/5.6	na	na
	1945-46-47									

LETTERWINNERS

J

No.	Player	Gp-Gs	Fgm-a/%	3-point Fgm-a/%	Ftm-a/F%	Rebounds Tot/Avg	Pf-Dq	Pts/Avg	A/B/T/S	Min/Avg.
3	**Jackson, C.J.**	**66-40**	**200-488/.410**	**90-250/.360**	**117-156/.750**	**211/3.2**	**72-1**	**607/9.2**	**224/7/115/61**	**1,648/25.0**
	2017-18, Ht. 6-1, Wt. 175, Hometown: Charlotte, N.C., High School: Olympic/Eastern Florida State (J.C.)									
22	Jackson, Jim	93-93	686-1,335/.514	82-218/.376	331-422/.784	552/5.9	219	1,785/19.2	372/46/304/147	3,165/34.03
	1990-91-92, Ht. 6-6, Wt. 220, Hometown: Toledo, Ohio, High School: Macomber									
40	Jackson, Wardell	71-na	321-704/.456	na	158-225/.702	508/7.2	243	800/11.3	18/na/na/na	na
	1972-73-74, Ht. 6-7, Wt. 200, Toledo, Ohio, High School: Macomber									
17	Jacobs, Ted W.	60-na	105-374/.281	na	86-144/.597	na	73	296/4.9	na	na
	1948-49-50, Ht. 6-3, Wt. 180, Hometown: Ashland, Ohio, High School: na									
2	**Jallow, Musa**	**33-10**	**31-79/.392**	**11-44/.250**	**9-14/.643**	**48/1.5**	**50-0**	**82/2.5**	**27/4/29/17**	**462/14.0**
	2018, Ht. 6-5, Wt. 200, Hometown: Bloomington, Indiana, High School: Bloomington North									
35	Jantonio, Don	66-2	39-109/.263	19-54/.260	23-39/.370	78/1.14	101-1	101/2.32	159/87/109/82	10.1/689
	1995-96, Ht. 6-2, Wt. 205, Hometown: Mentor, Ohio, High School: Mentor									
50	Jenkins, Shun	53-16	72-191/.377	0-0/.000	41-90/.456	227/4.3	117-5	185/3.5	14/10/60/24	906/17.1
	2003-04, Ht. 6-6, Wt. 240, Hometown: Albany, Ga., High School: Albany									
21	Jent, Chris	123-67	371-854/.434	112-293/.382	153-206/.743	485/3.9	306	1,007/8.2	209/17/395/110	2,820/22.9
	1989-90-91-92, Ht. 6-7, Wt. 220, Hometown: Sparta, N.J., High School: Sparta									
23	Jent, Jimmy	4-0	1-4/.250	1-2/.500	0-0/.000	4/1.0	0-0	3/0.8	0/0/0/0	10/2.5
	2017, Ht. 6-4, Wt. 195, Hometown: Columbus, Ohio, High School: Fork Union Military Academy/Wofford College									
20	Jernigan, Emonte	31-7	38-110/.345	21-69/.304	29-41/.707	79/1.6	37-0	126/4.1	26/1/20/14	465/15.0
	2003, Ht. 6-3, Wt. 200, Hometown: Richmond, Calif., High School: El Cerrito									
44	Johnson, Bryant O.	38-1	19-42/.452	na	8-15/.533	42/1.1	29	46/1.2	na	na
	1979-80-81-82, Ht. 6-7, Wt. 200, Hometown: Washington, D.C, High School: Spingarn H.S.									
32	Johnson, Ken	127-123	461-771/.540	0-0/.000	223-354/.630	739/5.8	376-13	1,055/8.3	58/444/189/37	3,563/28.1
	1998-99-00-01, Ht. 6-11, Wt. 235, Hometown: Detroit, Mich., High School: Henry Ford									
	Johnson, Wilbur E.	1946								
8	Johnston, D. Neil	27-na	72-219/.306	na	49-95/.516	na	45	193/7.1	4/2/13/9	250/6.58
	1947-48, Ht. 6-5, Wt. 210, Hometown: Chillicothe, Ohio									
	Jones, Jack A.	66-na	117-370/.316	na	46-70/.657	na	75	280/4.2	na	na
	1951-52-53									
15	Jones, David	30-22	108-226/.501	5-15/.333	87-107/.813	213/2.0	166	544/5.0	101/8/68/35	1,920/17.8
	1982-83-84-85, Ht. 6-2, Hometown: Jewett, Ohio, High School: Jewett-Scio									
	Jorgensen, Roger K.	1941								

K

No.	Player	Gp-Gs	Fgm-a/%	3-point Fgm-a/%	Ftm-a/F%	Rebounds Tot/Avg	Pf-Dq	Pts/Avg	A/B/T/S	Min/Avg.
12	Karaffa, John M.	52-na	130-403/.623	na	32-48/.667	na	119	292/5.6	na	na
	1951-52, Ht. 6-0, Wt. 180, Hometown: Toronto, Ohio, High School: na									
	Karow, Martin G.	1925								
	Karshner, G. M.	1898-99-00								
24	Kecman, Nikola	16-0	15-30/.500	2-15/.133	3-5/.600	21/1.3	17-1	35/2.2	2/2/2/1	81/5.1
	2010-11 , Ht. 6-8, Wt. 225, Hometown: Belgrade, Serbia									
	Keeling, Edward J.	45-na	7-24/.292	na	26-45/.578	na	28	40/0.9	na	na
	1955									

LETTERWINNERS

No.	Player	Gp-Gs	Fgm-a/%	3-point Fgm-a/%	Ftm-a/F%	Rebounds Tot/Avg	Pf-Dq	Pts/Avg	A/B/T/S	Min/Avg.
6	Kelley, Donald G.	66-na	232-619/.375	na	187-263/.711	na	197	651/9.9	na	na
	1954-55-56, Ht. 6-3, Wt. 196, Hometown: Cordington, Ohio, High School: na									
33	Kellogg, Clark C.	86-84	539-1,112/.485	na	207-268/.772	872/10.1	231	1,285/14.9	160/60/264/106	2,951/34.31
	1980-81-82, Ht. 6-7, Wt. 227, Hometown: Cleveland, Ohio, High School: St. Joseph									
	Kimble, Fred W.	1963								
41	Kiracofe, Gary L.	16-na	4-12/.333	na	4-8/.500	14/0.9	17	12/0.8	na	na
	1971-72, Ht. 6-7, Wt. 200, Hometown: Gratis, Ohio, High School: Preble Shawnee									
50	Kirchner, Clifford S.	78-0	31-69/.449	na	15-28/.536	76/1.0	71	77/1.0	10/5/18/12	475/6.09
	1979-80-81-82, Ht. 6-9, Wt. 212, Hometown: Euclid, Ohio, High School: Euclid									
	Klein, Alex W.	1922 Ht. 6-0, Wt. 1852, Hometown: Lorain, Ohio, High School: Lorain Senior								
	Klie, Walter	1903-04								
24	Knight, Robert M.	74-na	119-299/.398	na	41-64/.641	157/2.1	133	279/3.8	na	na
	1960-61-62, Ht. 6-4, Wt. 191, Hometown: Orrville, Ohio, High School: Orrville									
50	Kortokrax, Alan	20-5	4-15/.267	na	1-3/.333	26/1.3	16	9/0.5	1/4/3/0	110/5.5
	1983, Ht. 6-9, Wt. 218, Hometown: Delphos, Ohio, High School: St. John									
31	Koufos, Kosta	37-35	222-437/.508	22-63/.349	68-100/.680	247/6.7	81-0	534/14.4	19/67/55/16	1,003/27.1
	2008, Ht. 7-0, Wt. 265, Canton, Ohio, High School: GlenOak									
	Kuhn, Charles P.	1946								

L

No.	Player	Gp-Gs	Fgm-a/%	3-point Fgm-a/%	Ftm-a/F%	Rebounds Tot/Avg	Pf-Dq	Pts/Avg	A/B/T/S	Min/Avg.
22	Landes , Jack T.	19-na	8-25/.320	na	3-7/.429	9/0.8	7	19/1.0	na	na
	1960-61, Ht. 6-0, Wt. 172, Hometown: Columbus, High School: na									
32	Lane, Eugene	180-na	8-23/.348	na	2-4/.500	16/0.9	11	18/1.0	na	na
	1962, Ht. 6-8, Wt. 209, Hometown: Cleveland, High School: na									
14	**Lane, Joey**	**21-0**	**6-23/.261**	**5-18/.278**	**5-8/.625**	**6/0.3**	**6-0**	**22/1.0**	**2/0/4/2**	**50/2.4**
	2016-17-18, Ht. 6-1, Wt. 175, Hometown: Deerfield, Ill., High School: Deerfield									
	Lang, H. T.	1912-13								
	Larkins, Charles R.	1929-30-31								
52	Lauderdale, Dallas	138-102	246-335/.734	0-0/.000	82-200/.410	484/3.5	255-2	574/4.2	25/213/115/44	2,427/17.6
	2008-09-10-11 , Ht. 6-8, Wt. 260, Hometown: Solon, Ohio, High School: Solon									
21	Laughlin, James H.	66-na	308-833/.370	na	223-291/.766	178/2.7	146	839/12.7	na	na
	1956-57-58, Ht. 6-4, Wt. 197, Hometown: Charleston, W. Va., High School: na									
	Laybourne, Bruce B.	1935-36								
	Leader, Donald E.	1915-16-17								
31	Lee, Anthony	21-6	31-50/.620	0-0/.000	10-19/.526	48/2.3	37-1	72/3.4	3/8/13/1	230/11.0
	1961, Ht. 6-5, Wt. 174, Hometown: Cleveland, High School: East									
31	Lee, Kenneth L.	20-na	9-38/.237	na	9-10/.900	45/2.3	13	27/1.4	na	na
	1961, Ht. 6-5, Wt. 174, Hometown: Cleveland, High School: East									
34	Lee, Treg	92-34	262-488/.537	6-19/.316	113-149/.758	347/3.8	225	643/7.0	134/35/144/47	1,791/19.47
	1989-90-91, Ht. 6-8, Wt. 220, Hometown: Cleveland, Ohio, High School: St. Joseph									
43	Lehmann, Matt	5-0	1-4/.250	1-4/.250	0-0/.000	2/0.4	1-0	3/.06	1/0/1/0	11/2.2
	2018, Ht. 6-4, Wt. 205, Hometown: Columbus, Ohio, High School: Bishop Waterson									
12	Lewis, Ron	71-44	257-594/.433	106-310/.342	233-299/.779	244/3.4	87-0	853/12.0	95/16/125/54	1,937/27.28
	2006-07, Ht. 6-4, Wt. 295, Hometown: Columbus, Ohio, High School: Brookhaven									

LETTERWINNERS

No.	Player	Gp-Gs	Fgm-a/%	3-point Fgm-a/%	Ftm-a/F%	Rebounds Tot/Avg	Pf-Dq	Pts/Avg	A/B/T/S	Min/Avg.
23	Lighty, David	157-125	516-1,125/.459	141-394/.358	285-453/.629	577/3.7	307-3	1,458/9.3	374/54/284/191	4,582/29.2
	2007-08-10-11, Ht. 6-5, Wt. 225, Hometown: Cleveland, Ohio, High School: Villa Angela-St. Joseph									
	Lively, John R.	1931								
34	Lorbach, Jake	19-0	3-9/.333	0-1/.000	2-7/.286	3/0.2	4-0	8/0.4	0/0/3/2	31/1.6
	2013-14-15, Ht. 6-7, Wt. 201, Hometown: Elyria, Ohio, High School: St. Edward									
3	Lomax, Frank Kip	52-27	83-185/.449	2-8/.250	66-88/.750	94/1.8	77	234/4.6	128/4/70/30	1,107/21.29
	1986-87, Ht. 6-0, Wt. 182, Hometown: Columbus, Ohio, High School: Mifflin									
2	Loving, Marc	134-86	414-988/.419	176-477/.369	334-442/.756	511/3.8	243-2	1.338/10.0	141/48/228/62	3,414/25.5
	2014-15-16-17, Ht. 6-7, Wt. 215, Hometown: Toledo, Ohio, High School: St. John Jesuit									
11	Lucas, Jerry	82-na	776-1,243/.624	na	438-564/.777	1,411/17.2	182	1,990/24.3	na	na
	1960-61-62, Ht. 6-8, Wt. 223, Hometown: Middletown, Ohio, High School: Middletown									
44	Lucas, Robert	8-0	1-5/.200	na	0-0/0	1/0.1	3	2/0.3	0/0/0/0	14/1.75
	1977, Ht. 6-4, Wt. 210, Hometown: Cleveland, Ohio, High School: East Tech									
50	Lumpkin, John	49-19	48-112/.429	0-0/0.0	44-85/.518	120/2.4	119-3	92/1.9	10/5/30/11	
	1995, 1997, Ht.6-9, Wt. 250, Hometown: Dayton, Ohio, High School: Madison H.S.									
13	Lyle, JaQuan	66-54	254-599/.424	64-204/.314	171-239/.715	262/4.0	109-0	743/11.3	289/12/179/67	1.948/29.5
	2016-17, Ht. 6-5, Wt. 210, Hometown: Evansville, Ind., High School: Huntington Prep									
	Lynch, Robert	1939-40								

M

No.	Player	Gp-Gs	Fgm-a/%	3-point Fgm-a/%	Ftm-a/F%	Rebounds Tot/Avg	Pf-Dq	Pts/Avg	A/B/T/S	Min/Avg.
	Maag, Charles J.	1939								
52	Macknin, Michael L.	28-na	16-37/.432	na	10-15/.667	44/1.6	23	42/1.5	na	na
	1970-71, Ht. 6-8, Wt. 212, Hometown: Mayfield Heights, High School: Mayfield									
33	Macon, Charles	48-13	58-116/.500	na	40-64/.625	114/2.4	87	156/3.3	na	na
	1993-94, Ht. 6-7, Wt. 232, Hometown: Michigan City, Ind., High School: Elston									
15	Madsen, Kyle	78-4	58-108/.537	0-0/.000	27-35/.771	119/1.5	93-1	143/1.8	15/19/39/17	772/9.9
	2008-09-10, Ht. 6-9, Wt. 250, Hometown: Dublin, Ohio, High School: Coffman									
	Maher, James E.	22-na	25-89/.281	na	26-48/.542	na	16	114/5.2	na	na
	1951									
4	Major, Ed R.,	9-0	3-8/.375	na	3-4/.750	8/0.9	6	9/1.0	1/0/3/0	29/3.2
	1981, Ht. 6-2, Wt. 158, Hometown: Pittsburgh, Pa., High School: Northgate									
	Marquardt, William Benjamin, 1905									
54	Marinchick, Matt	64-1	13-25/.520	0-4/.000	21-37/.568	53/0.8	40-0	83/1.3	6/3/17/4	315/4.9
	2002-03-04-05, Ht. 6-10, Wt. 240, Hometown: Hudson, Ohio, High School: Hudson									
12	Martin, Kevin	27-4	29-99/.293	13-42/.310	22-35/.629	66/2.4	53-2	235/7.58	45/28/1/7	435
	1995, Ht. 6-5, Wt. 190, Hometown: Westerville, Ohio, High School: Westerville North									
18/23	Martin, Norman L.	1957-58, Ht. 6-2, Wt. 178, Hometown: Sycamore Valley								
44	Martin, Tim	63-0	54-85/.635	0-0/.000	29-74/.392	156/2.5	85-2	137/2.2	30/3/36/22	699/11.1
	2001-02, Ht. 6-6, Wt. 240, Hometown: Dayton, Ohio, High School: Dunbar									
51	Mateen, Grady	66-10	198-370/.535	0-0/.000	147-187/.786	283/4.3	126	543/8.2	25/55/98/12	1,375/20.83
	1988-89, Ht. 7-0, Wt. 245, Hometown: Canton, Ohio, High School: McKinley									
	Matheny, Oliver S.	1918-19								
	Matusoff, Jacob	1923-25								

LETTERWINNERS

No.	Player	Gp-Gs	Fgm-a/%	3-point Fgm-a/%	Ftm-a/F%	Rebounds Tot/Avg	Pf-Dq	Pts/Avg	A/B/T/S	Min/Avg.
	Matson, M. M.	1925								
	Mattison, Howard W.	1931-33								
32	Mayes, Sylvester	20-2	31-86/.360	14-46/.304	7-12/.583	19/1.0	17-0	83/4.2	38/2/25/19	293/14.7
	2006, Ht. 6-1, Wt. 190, Hometown: South Bend, Ind., High School: Clay									
	McClure, Paul	1915-16								
	McClure, Roy D.	1903-04								
43	McDavid, John G.	17-na	6-16/.375	na	8-14/.571	8/0.5	10	20/1.2	na	na
	1967-68, Ht. 6-0, Wt. 167, Hometown: Galion, High School: na									
	McDonald, Clarence A., 1918-19-20									
12	McDonald, Doug G.	74-na	189-418/.452	na	82-135/.607	270/3.6	153	460/6.2	na	na
	1961-62-63, Ht. 6-5, Wt. 202, Hometown: Fostoria, Ohio, High School: Fostoria									
	McDonald, James A.	1936-37-38								
55	McDonald, Trey	102-0	80-153/.523	0-0/.000	35-88/.398	178/1.7	146-1	195/1.9	16/41/49/16	1,017/10.0
	2012-13-14-15, Ht. 6-8, Wt. 225, Hometown: Battle Creek, Mich., High School: Battle Creek Central									
34	McGee, Clarence	89-33	145-342/.424	na	80-121/.661	252/2.8	115	370/4.2	na	na
	1984-85-86, Ht. 6-7, Wt. 217, Hometown: Chicago, High School: Weber									
	McLain, Jack R.	1940-41-42								
	McMillen, Harold Thomas, 1927									
14	Meadors, Dennis D.	64-na	175-430/.407	na	177-245/.722	187/2.9	164	527/8.2	na	na
	1967-68-69, Ht. 6-0, Wt. 184, Hometown: Dayton, High School: Stebbins									
	Mees, Jed L.	1939-40-41								
	Mendelson, Manuel	1919								
45	Merchant, David L.	63-na	64-176/.364	na	57-75/.760	98/1.6	73	185/2.9	na	na
	1971-72-73, Ht. 6-0, Wt. 178, Hometown: Marion, High School: Harding									
	Mickelson, Gilbert E.	1939-40-41								
3	Millard, James E.	62-na	130-315/.413	na	114-175/.651	33/1.7	101	374/6.0	na	na
	1955-56-57, Ht. 5-9, Wt. 156, Hometown: Dayton, High School: na									
	Miller, Clark S.	10-na	1-3/.333	na	1-3/.333	na	4	3/0.3	na	na
	1955									
	Miller, Fred S.	1941-42-43								
41	Miller, Jeffrey E.	34-na	154-322/.478	na	63-93/.677	172/5.1	74	371/10.9	na	na
	1967-69, Ht. 6-4, Wt. 200, Hometown: Lima, High School: na									
	Miller, John F.	70-na	256-578/.433	na	307-436/.704	na	178	819/11.7	na	na
	1953-54-55									
45	Miller, Marquis D.	65-3	34-85/.400	na	16-29/.552	67/1.0	75	84/1.3	na	na
	1978-79-80-81, Ht. 6-5, Wt. 194, Hometown: Columbus, Ohio, High School: St. Charles									
25	Miller, Nelson K.	22-na	8-25/.320	na	2-5/.400	18/0.8	4	18/0.8	na	na
	1960-61, Ht. 6-3, Wt. 187, Hometown: Reading, Ohio, High School: na									
20	Milliken, Gary S.	8-na	0-6/.000	na	0-0/.000	2/0.3	3	0/0.0	na	na
	1960-61, Ht. 5-11, Wt. 168, Hometown: Waynesburg, Pa., High School: na									
	Miner, John F.	1923-24-25, Ht. 5-8, Wt. 130, Hometown: Columbus, Ohio, High School: Columbus East								

LETTERWINNERS

No.	Player	Gp-Gs	Fgm-a/%	3-point Fgm-a/%	Ftm-a/F%	Rebounds Tot/Avg	Pf-Dq	Pts/Avg	A/B/T/S	Min/Avg.
13	Minifee, Marlon	1995, Ht. 6-6, Wt. 200, Hometown: Chicago, Ill., High School: Near North								
32	Minor, Mark W.	72-na	166-379/.438	na	73-117/.624	339/4.7	184	405/5.6	na	na
		1970-71-72, Ht. 6-5, Wt. 210, Hometown: Solon, Ohio, High School: Solon								
00	Mitchell, Mickey	23-7	17-48/.354	1-4/.250	12-23/.522	64/2.8	41-1	47/2.0	15/6/24/7	295/12.8
		2016, Ht. 6-7, Wt. 225, Hometown: Plano Texas, High School: Plano								
	Moeller, Edward W.	1942								
30	Moody, Curtis J.	3-na	1-2/.500	na	0-0/.000	0/0.0	0	2/2.0	na	na
		1971-73, Ht. 6-0, Wt. 170, Hometown: Columbus, Ohio, High School: North								
10	Moore, Robert C.	15-na	1-22/.045	na	0-0/.000	na	5	2/0.1	na	na
		1952, Ht. 5-10, Wt. 140, Hometown: Findlay, Ohio								
	Morris, M.D.	1-na	0-0/.000	na	0-0/.000	1/1.0	0	0/0.0	na	na
		1957								
22	Mosier, Robert D.	43-na	9-30/.300	na	5-15/.333	6/0.4	24	23/0.5	na	na
		1956-57, Ht. 6-8, Wt. 214, Hometown: Findlay, Ohio, High School: na								
32	Mullens, B.J.	33-2	120-188/.638	0-1/.000	52-93/.559	154/4.7	68-1	292/8.8	9/37/51/16	671/20.3
		2009, Ht. 7-0, Wt. 275, Hometown: Columbus, Ohio, High School: Canal Winchester								

N

No.	Player	Gp-Gs	Fgm-a/%	3-point Fgm-a/%	Ftm-a/F%	Rebounds Tot/Avg	Pf-Dq	Pts/Avg	A/B/T/S	Min/Avg.
	Nemecek, Andrew J.	1918-19-20 Ht. 6-4, Wt. 205, Hometown: Lorain, Ohio, High School: Lorain Senior								
44	Newell, Joseph S.	3-na	0-1/.000	na	0-0/.000	na	0	0/0.0	na	na
		1971, Ht. 6-3, Wt. 192, Hometown: Bryan, High School: Bryan								
24	Niehaus, James E.	38-na	71-198/.359	na	37-58/.638	51/1.3	83	180/4.7	na	na
		1959, Ht. 6-0, Wt. 172, Hometown: Hamilton, Ohio, High School: na								
15	Noble, John L.	11-na	1-3/.333	na	0-0/.000	5/0.5	1	2/0.2	na	na
		1961-62, Ht. 6-4, Wt. 190, Hometown: Columbus, Ohio, High School: na								
	Norton, Fred W.	1915-16-17								
	Norton, William H.	1907-09-10								
31	Nourse, Howard F.	36-na	44-119/.370	na	17-25/.680	99/2.8	54	105/2.9	na	na
		1959-60, Ht. 6-7, Wt. 183, Hometown: Springfield, Ohio, High School: na								
3	Nowell, Melvyn P.	84-na	451-1,005/.449	na	198-255/.776	232/2.7	190	1,100/13.1	na	na
		1960-61-62, Ht. 6-2, Wt. 174, Hometown: Columbus, Ohio, High School: na								
13	Nwankwo, Ugo	23-3	12-31/.387	3-14/.214	5-8/.625	21/0.9	17-0	32/1.4	11/3/13/6	131/5.7
		2003-04, Ht. 6-2, Wt. 185, Hometown: Ann Arbor, Mich., High School: Pioneer								

O

No.	Player	Gp-Gs	Fgm-a/%	3-point Fgm-a/%	Ftm-a/F%	Rebounds Tot/Avg	Pf-Dq	Pts/Avg	A/B/T/S	Min/Avg.
34	Ocokoljic, Cobe	51-13	41-114/.360	5-29/.172	27-43/.628	102/2.0	58-0	114/2.2	24/2/34/12	439/8.6
		2000-01, Ht. 6-8, Wt. 210, Hometown: Kraljevo, Yugoslavia, High School: Massillon (Ohio) Washington								
20	Oden, Greg	32-31	189-307/.616	0-0/.000	123-196/.628	306/9.6	87-1	501/15.7	21/105/64/18	925/28.9
		2006-07, Ht. 7-0, Wt. 270, Hometown: Indianapolis, Ind., High School: Lawrence North								
3	Offutt, Walter	23-0	12-30/.400	2-12/.167	6-12/.500	14/0.6	14-0	32/1.4	6/4/7/4	124/5.4
		2009, Ht. 6-3, Wt. 190, Hometown: Indianapolis, Ind., High School: Warren Central								

LETTERWINNERS

P

No.	Player	Gp-Gs	Fgm-a/%	3-point Fgm-a/%	Ftm-a/F%	Rebounds Tot/Avg	Pf-Dq	Pts/Avg	A/B/T/S	Min/Avg.
10	Page, Kenneth	26-18	125-281/.445	na	71-87/.816	141/5.4	52	321/12.3	41/1/60/22	714/27.46
	1978, Ht. 6-3, Wt. 185, Hometown: Staten Island, N.Y., High School: McKee									
14	Painter, Michael L.	11-na	1-9/.111	na	0-1/.000	1/0.1	5	2/0.2	na	na
	1971-72, Ht. 6-1, Wt. 163, Hometown: Zanesville, Ohio, High School: Zanesville									
33	Payne, Sam	6-0	1-8/.125	0-5/.000	1-2/.500	1/0.2	2-0	3/0.5	0/0/0/1	17/2.8
	2006, Ht. 6-2, Wt. 183, Hometown: Columbus, Ohio, High School: Lindon McKinley									
24	Penn, Todd D.	106-30	175-454/.385	na	94-157/.599	96/0.9	156	444/4.2	na	na
	1978-79-80-81, Ht. 5-9, Wt. 182, Hometown: Columbus, Ohio, High School: Linden McKinley									
12	Penn, Scoonie	66-66	349-831/.420	153-437/.350	225-301/.746	271/4.1	139-0	1,079/16.3	284/6/174/136	2,298/34.8
	1999-00, Ht. 5-10, Wt. 185, Hometown: Salem, Mass., High School: Salem									
24	Peters, Albert L.	62-na	180-428/.421	na	105-148/.709	267/4.3	125	465/7.5	na	na
	1964-65-66, Ht. 6-4, Wt. 184, Hometown: New Lebanon, Ohio, High School: Dixie									
13	Peters, Danny	35-0	3-15/.200	0-2/.000	0-0/.000	7/0.2	6-0	6/0.2	1/0/9/2	49/1.4
	2007-08-09-10, Ht. 6-2, Wt. 180, Hometown: New Albany, Ohio, High School: New Albany High School									
42	Petty, John	9-na	2-6/.333	na	0-1/.000	3/0.3	3	4/0.4	na	na
	1971, Ht. 6-4, Wt. 206, Hometown: Wilmington, Ohio, High School: Wilmington									
7	Pfeiffer, John F.	29-na	28-46/.174	na	35-59/.593	na	63	91/3.2	na	na
	1945-47-49									
55	Polk, Derick	22-0	15-25/.600	na	4-4/.667	13/0.6	6	34/1.5	1/2/6/0	51/2.32
	1982-83, Ht. 6-11, Wt. 218, Hometown: Cleveland, Ohio, High School: Central Catholic									
31	Poole, Fred	65-32	179-378/.474	na	89-132/.674	193/3.0	160	447/6.9	90/5/48/16	1,175/18.08
	1976-77-78, Ht. 6-4, Wt. 204, Hometown: Columbus, Ohio, High School: Mohawk									
	Postle, Fred W.	1906-08-09-10								
0	**Potter, Micah**	**59-16**	**87-189/.460**	**23-71/.324**	**45-65/.692**	**163/2.8**	**107-2**	**242/4.1**	**18/22/32/13**	**714/12.1**
	2017-18, Ht. 6-9, Wt. 240, Hometown: Mentor, Ohio, High School: Montverde Academy									
	Powell, Harold T.	1909-10-11								
	Prewitt, Daniel W.	1938								
	Purinton, B.S.	1913								

R

No.	Player	Gp-Gs	Fgm-a/%	3-point Fgm-a/%	Ftm-a/F%	Rebounds Tot/Avg	Pf-Dq	Pts/Avg	A/B/T/S	Min/Avg.
14	Radinovic, Velimir	111-82	265-464/.571	0-0/.000	232-329/.705	474/4.3	293-13	762/6.9	46/61/161/27	2,093/18.9
	2001-02-03-04, Ht. 7-0, Wt. 230, Hometown: Oakville, Ontario, High School: T.A. Blakelock									
11	Raidiger, Robert Lee	41-na	173-475/.364	na	80-114/.702	na	108	426/10.4	na	na
	1948-49, Ht. 6-4, Wt. 190, Hometown: Waverly, Ohio									
14	Ransey, Kelvin	112-109	827-1,688/.490	na	280-359/.780	417/3.7	315	1934/17.3	516/25/308/169	3,892/34.8
	1977-78-79-80, Ht. 6-1, Wt. 188, Hometown: Toledo, Ohio, High School: Macomber									
44, 42	Ratliff, Jimmy	65-9	66-144/.458	6-20/.300	30-46/.652	105/1.6	66	168/2.6	27/10/49/12	525/8.08
	1991-92-93-94, Ht. 6-9, Wt. 211, Hometown: Middleton, Ohio, High School: Middleton									
30	Ravenel, Evan	76-14	118-225/.524	0-1/.000	78-116/.672	314/4.1	165-3	314/4.1	22/36/59/23	1,019/13.4
	2012-13, Ht. 6-8, Wt. 260, Hometown: Tampa, Fla., High School: Brandon									
	Raymond, Stockton	1900-01-04-05								
10	Reasbeck, Richard F.	71-na	277-626/.442	na	69-99/.697	171/2.4	154	623/8.8	na	na
	1961-62-63, 6-0, Wt. 178, Hometown: Martins Ferry, Ohio, High School: Bellaire St. John									

LETTERWINNERS

22	Redd, Michael	96-96	699-1,562/.448	126-395/.319	355-547/.649	593/6.2	184-4	1,879/19.6	238/11/255/149	3,366/35.1
	1998-99-00, Ht. 6-6, Wt. 215, Hometown: Columbus, Ohio, High School: West									
	Reed, B.	1899								
40	Reese, George	66-17	228-470/.485	0-0/.000	136-212/.642	327/5.0	119-2	592/9.0	56/19/107/33	1,601/24.3
	1999-00, Ht. 6-7, Wt. 240, Hometown: Columbus, Ohio, High School: Independence									
24	Reeves, Scott	17-0	8-27/.296	2-7/.286	3-6/.500	6/0.4	8	21/1.2	4/0/22/3	65/3.8
	1988, 90-91, Ht. 6-0, Wt. 170, Hometown: Columbus, Ohio, High School: Eastmoor									
	Reilly, Archer E.	1911-12-13								
43	Reinhardt, Chris	18-na	7-20/.350	na	4-4/1.000	9/0.5	14	18/1.0	na	na
	1974, Ht. 6-5, Wt. 197, Hometown: Elyria, Ohio, High School: Elyria									
19	Remington, James W.	47-na	102-221/.315	na	79-116/.681	na	86	253/5.4	na	na
	1950-51, Ht. 6-2, Wt. 175, Hometown: Columbus Ohio, High School: na									
12	Repella, Stephen G.	52-na	102-221/.462	na	35-51/.686	77/1.5	66	239/4.6	na	na
	1972-73-74, Ht. 6-3, Wt. 180, Hometown: Steubenville, Ohio, High School: Steubenville									
31	Rich, Gary	3-0	2-4/.500	na	0-2/.000	3/1.0	2	4/1.3	0/0/0/0	7/2.33
	1986, Ht. 6-11, Wt. 238, Hometown: Standish, Maine, High School: Eagle									
33	Richardson, Delphis C.	10-na	1-6/.167	na	2-2/1.000	4/0.4	5	4/0.4	na	na
	1967, Ht. 5-10, Wt. 170, Hometown: Anna, Ohio, High School: Anna									
	Richmond, Deane	1912-13-14								
4	Ricketts, Richard P.	72-na	412-835/.493	na	174-211/.825	285/4.0	177	998/13.9	na	na
	1963-64-65, Ht. 6-1, Wt. 177, Hometown: Belle Center, Ohio, High School: West Liberty									
0	Russell, D'Angelo	35-35	231-515/.449	95-231/.411	118-156/.756	198/5.7	74-0	675/19.3	175/11/102/55	1,188/33.9
	2015, Ht. 6-5, Wt. 180, Hometown: Louisville, Ky., High School: Montverde Academy (Fla.)									
	Rigby, Richard R.	1909-10								
	Risen, Arnold D.	1944-45								
14	Roberts, Joe C.	72-na	260-614/.423	na	100-160/.625	444/6.2	132	620/8.6	na	na
	1958-59-60, Ht. 6-6, Wt. 214, Hometown: Columbus, Ohio, High School: na									
54	Robinson, Bill	110-24	128-254/.504	0-0/.000	70-127/.551	317/2.9	267	326/3.0	25/59/67/34	1,291/11.74
	1989-90-91-92, Ht. 7-0, Wt. 245, Hometown: Canton, Ohio, High School: McKinley									
10	Robinson, Doylan	31-0	17-42/.405	3-12/.250	8-14/.571	54/1.7	28-0	45/1.5	22/3/24/9	208/6.7
	2000-01, Ht. 6-4, Wt. 210, Hometown: Akron, Ohio, High School: Buchtel									
	Robinson, G. Dudley	1922-23								
14	Rogers, Alex	10-0	1-9/.111	0-0/.000	0-0/.000	4/0.4	2-0	2/0.2	2/0/2/0	21/2.1
	2013, Ht. 6-2, Wt. 200, Hometown: Cincinnati, Ohio, High School: Oak Hills									
45	Romano, Gregory F.	18-0	7-13/.538	na	1-1/1.000	8/0.4	2	15/0.8	1/0/0/1	27/1.5
	1975-77, Ht. 5-9, Wt. 158, Hometown: Lancaster, Ohio, High School: Fisher									
	Ropes, Charles A.	43-na	29-102/.284	na	17-33/.515	na	70	75/1.7	na	na
	1955									
	Ross, Charles F.	1912-13								
10	Ross, LaQuinton	81-35	299-662/.452	79-217/.364	181-242/.748	320/4.0	106-2	858/10.6	47/31/124/38	661/14.4
	2012-13-14, Ht. 6-8, Wt. 225, Hometown: Jackson, Miss., High School: Life Center Academy (N.J.)									
20	Rowley, Alan B.	66-na	195-483/.404	na	108-180/.600	171/2.6	145	498/7.5	na/na/na/na	na
	1965-66-67, Ht. 6-1, Wt. 165, Hometown: Marion, Ohio, High School: na									
	Russell, Ralston	1931								

LETTERWINNERS

S

No.	Player	Gp-Gs	Fgm-a/%	3-point Fgm-a/%	Ftm-a/F%	Rebounds Tot/Avg	Pf-Dq	Pts/Avg	A/B/T/S	Min/Avg.
32	Sadelfeld, Joseph R.	13-na	27-58/.466	na	7-13/.538	31/2.4	29	61/4.7	na	na
	1967, Ht. 6-2, Wt. 194, Hometown: Cincinnati, High School: na									
21	Salley, Nate	10-0	3-5/.600	0-0/.000	2-2/.000	4/0.4	3-0	8/0.8	0/0/2/2	29/2.9
	2003, Ht. 6-2, Wt. 195, Hometown: Fort Lauderdale, Fla., High School: St. Thomas Aquinas									
33	Sanderson, Jon	65-58	168-369/.455	54-168/.321	72-117/.615	286/4.4	165-5	462/7.1	88/98/14/39	1547/23.8
	1998-99, Ht. 6-7, Wt. 220, Hometown: Lexington, Ohio, High School:Lexington H.S.									
45	Sarikopoulos, Zisis	14-0	6-11/.545	0-0/.000	1-5/.200	20/1.4	14-0	13/0.9	2/6/5/2	84/6.0
	2010 , Ht. 7-0, Wt. 265, Hometown: Athens, Greece									
	Sattler, William E.	1938-39-40								
	Schick, John	1938-39-40								
31	Schnabel, Bruce J.	59-na	62-149/.416	na	62-89/.697	62/1.1	88	186/3.2	na	na
	1967-68-69, Ht. 6-0, Wt. 174, Hometown: Williamstown, W. Va., High School: na									
6	Schnittker, Richard D.	63-na	400-946/.423	na	329-449/.733	na	169	1129/17.9	na	
	1948-49-50, Ht. 6-5, Wt. 206, Hometown:Sandusky, Ohio, High School: Sandusky									
	Scott, Don Frank	1939								
15	Scott, R. Carter	112-86	436-882/.494	na	201-265/.758	310/2.8	317	1,073/9.6	326/31/277/127	2,768/24.7
	1978-79-80-81, Ht. 6-2, Wt. 176, Hometown: Barbertown, Ohio, High School: Barberton									
3	Scott, Shannon	143-56	295-729/.405	61-218/.280	133-201/.662	387/2.7	247-2	784/5.5	528/22/229/211	3,161/22.1
	2012-13-14-15, Ht. 6-1, Wt. 180, Hometown: Alpharetta, Ga., High School: Milton									
	Secrest, Fred M.	1907								
	Seiffer, Ralph E.	1924-25-26								
4	Sellers, Brad	63-61	420-846/.497	na	282-351/.803	680/10.8	187	1,122/17.8	83/187/164/68	2,213/35.1
	1985-86, Ht. 7-0, Wt. 212, Hometown: Warrensville Heights, Ohio, High School: Warrensville Heights									
22	Sepic, Ronald R.	72-na	451-1,160/.389	na	205-276/.743	543/7.5	259	1,107/15.4	na	na
	1965-66-67, Ht. 6-4, Wt. 220, Hometown: Uniontown, Pa., High School: na									
34	Shaffer, James C.	63-na	174-406/.429	na	50-97/.515	357/5.7	150	398/6.3	na	na
	1963-64-65, Ht. 6-8, Wt. 234, Hometown: Gahanna, Ohio									
	Shaw, Melville J.	1924-25								
43	Sherman, Nick	1-0	0-0/.000	0-0/.000	0-0/.000	0/0.0	0-0	0/0-0	0/0/1/0	1/1.0
	2003, Ht. 6-3, Wt. 190, Hometown: Dayton, Ohio, High School: Milford Academy									
14	Shields, Terry A.	44-3	14-40/.350	na	5-12/.417	29/0.7	31	33/0.8	18/na/na/na	219/10.95
	1975-76, Ht. 6-2, Wt. 163, Hometown: Columbus, Ohio, High School: Northland									
15	Short, Raymond E.	44-na	23-86/.267	na	20-38/.526	na	49	66/1.5	na	na
	1955-56, Ht. 6-2, Wt. 178, Hometown: Martin's Ferry, High School: na									
	Shrider, Richard G.	1943								
	Shuler, Fred A.	1926								
2	Sibert, Jordan	49-0	42-141/.298	21-82/.256	18-33/.545	58/1.2	43-0	123/2.5	32/2/27/21	481/9.8
	2011-12, Ht. 6-4, Wt. 180, Hometown: Cincinnati, Ohio, High School: Princeton									
10	Sidle, Kenneth G.	53-na	216-547/.395	na	124-174/.713	366/8.3	204	556/10.5	na	na
	1957-58, Ht. 6-5, Wt. 200, Hometown: Ashland, Ohio, High School: na									

LETTERWINNERS

No.	Player	Gp-Gs	Fgm-a/%	3-point Fgm-a/%	Ftm-a/F%	Rebounds Tot/Avg	Pf-Dq	Pts/Avg	A/B/T/S	Min/Avg.
21	Siegfried, Larry E.	78-na	444-996/.446	na	340-415/.819	377/4.8	205	1,228/15.7	na	na
	1959-60-61, Ht. 6-4, Wt. 192, Hometown: Shelby, High School: na									
22	Siekmann, Robert W.	63-na	109-268/.407	na	80-104/.769	141/2.2	83	298/4.7	na	na
	1971-72-73, Ht. 6-3, Wt. 187, Hometown: Cincinnati, Ohio, High School: Oak Hills									
	Simmermacher, Harry U., 1914									
2	Simmons, Jeremie	66-25	122-304/.401	75-202/.371	60-81/.741	70/1.1	86-0	379/5.7	108/4/59/33	1,144/17.3
	2009-10, Ht. 6-2, Wt. 175, Hometown: Chicago, High School: Von Steubon									
3	Simpson, Greg	57-36	216-464/.466	66-165/.400	93-125/.744	150/2.6	107	591/10.4	173/4/130/75	1,515/26.6
	1993-94, Ht. 6-1, Wt. 175, Hometown: Lima, Ohio, High School: Lima Senior									
	Sims, James D.	1942-43-45								
3	Sims, Nate	23-0	5-13/.385	na	8-13/.615	14/609	17	18/0.8	2/0/12/4	81/3.52
	1980-82, Ht. 6-3, Wt. 207, Hometown: Brooklyn, N.Y., High School: Alexander Hamilton									
23	Singleton, Jason	119-86	425-787/.540	1-6/.167	171-330/.518	416/3.5	343-16	1022/8.6	172/248/21/128	2968/24.9
	1996-97-98-99			Ht. 6-5, Wt. 190, Hometown:Detroit, Mich., High School: Southgate Aquinas H.S.						
15	Skelton, Jamie	117-50	373-939/.397	144-422/.341	165-233/.708	224/1.9	198	1,055/9.0	230/16/140/95	2,370/20.26
	1991-92-93-94, Ht. 6-2, Wt. 180, Hometown: Dayton, Ohio, High School: Meadowdale									
	Slyker, William V.	1920-21								
44	Smith, Clinton	22-2	11-27/.407	na	4-9/.444	19/0.9	12	26/1.2	15/0/15/2	108/4.91
	1983, Ht. 6-5, Wt. 196, Hometown: Cleveland, Ohio, High School: John Adams									
24	Smith, Devon	20-0	0-4/.000	0-3/.000	0-0/.000	7/0.4	5-0	0/0.0	6/0/9/3	68/3.4
	1999-00, Ht. 6-0, Wt. 175, Hometown: Roncerverte, W.Va., High School: Fork Union (Va.) Military Academy									
24	Smith, Edward J.	58-na	53-162/.327	na	22-69/.319	161/2.8	59	128/2.2	na	na
	1968-69-70, Ht. 6-6, Wt. 227, Hometown: Warren, High School: na									
	Smith, Inwood	1935								
23	Smith, James O.	114-104	328-638/.514	na	133-246/.541	614/5.4	399	789/6.9	52/169/159/65	2,775/24.34
	1978-79-80-81, Ht. 6-9, Wt. 223, Hometown: Cleveland, Ohio, High School: East Technical									
32	Smith Jr., Lenzelle	131-111	349-795/.439	131-372/.352	185-266/.695	551/4.2	210-1	1,014/7.7	194/13/136/87	3,104/19.6
	2011-12-13-14, Ht. 6-3, Wt. 230, Hometown: Zion, Ill., High School: Zion-Benton									
33	Smith, Richard G.	60-4	36-105/.343	na	19-35/.543	93/1.6	48	91/1.5	7/2/17/1	366/6.1
	1976-77-78-79, Ht. 6-6, Wt. 216, Hometown: Vienna,Va., High School: Marshall									
24	Smith, Shaun	49-3	8-24/.333	4-9/.444	14-23/.609	25/0.5	17-0	34/0.7	21/1/14/9	171/3.5
	2001-02-03-04, Ht. 5-10, Wt. 170, Hometown: Cincinnati, Ohio, High School: Walnut Hills									
	Smith, Terry N.	20-na	4-16/.250	na	4-5/.800	na	3	12/0.6	na	na
	1954									
	Snyder, Ray M.	21-na	2-15/.133	na	6-13/.462	5/0.4	8	10/0.5	na	na
	1945-46									
15	Sorenson, David L.	77-na	636-1,130/.563	na	350-448/.781	761/9.9	233	1,622/21.1	na	na
	1968-69-70, Ht. 6-8, Wt. 226, Hometown: Findlay, High School: na									
	Spangler, E. Carl	1910-11								
20	Spies, Thomas P.	28-na	12-27/.444	na	4-11/.363	13/0.5	13	28/1.0	na	na
	1968-70, Ht. 6-2, Wt. 177, Hometown: Columbus, Ohio, High School: na									
	Stafford, Robert E.	1938-39								

LETTERWINNERS

No.	Player	Gp-Gs	Fgm-a/%	3-point Fgm-a/%	Ftm-a/F%	Rebounds Tot/Avg	Pf-Dq	Pts/Avg	A/B/T/S	Min/Avg.
14	Steagall, Norman W.	22-na	4-16/.250	na	7-11/.636	5/0.3	11	15/0.7	na	na
	1957, Ht. 6-1, Wt. 169, Hometown: Mount Vernon, Ohio, High School: na									
	Steeb, C. E., 1898									
	Stiegemeier, Andy	45-17	114-268/.425	na	28-44/.636	112/2.5	93	256/5.7	44/na/na/na	610/13.6
	1974-75									
	Stimson, George W.	1899								
	Stinchcomb, Gaylord	1921								
31	Steele, Kwadjo	46-0	7-39/.179	1-15/.067	7-18/.389	29/0.6	21-0	22/0.5	9/2/10/4	142/3.1
	1997-98-99-00, Ht. 6-6, Wt. 210, Hometown: Dayton, Ohio, High School: Westerville North									
10	Stockman, Tony	61-41	280-717/.391	139-404/.344	78-99/.788	161/2.6	96-0	777/12.7	151/0/133/108	1,855/30.4
	2004-05, Ht. 6-1, Wt. 180, Hometown: Medina, Ohio, High School: Medina									
12	Stokes, Ronnie	120-81	421-883/.477	3-8/.375	395-522/.757	270/2.3	353	1,240/10.3	419/29/245/158	3491/29.1
	1982-83-84-85, Ht. 5-11, Wt. 164, Hometown: Canton, Ohio, High School: McKinley									
40	Stonerook, Shaun	54-53	178-348/.338	16-59/.213	168-240/.412	392/7.25	171-1		159/87/109/82	1724/31.9
	1996-97, Ht. 6-7, Wt. 205, Hometown: Westerville, Ohio, High School: Westerville North H.S.									
24	Stringer, Damon	54-52	243-604/.402	89-235/.379	137-174//787	134/2.5	160-5	712/13.2	217/8/93/	1581/29.2
	1996-97, Ht. 6-0, Wt. 165, Hometown: University Heights, Ohio, High School: Cleveland Heights H.S.									
	Summers, Harold G.	1916								
0	Sullinger, J.J.	94-86	344-695/.495	79-203/.389	168-282/.596	535/5.7	248-12	935/9.9	135/46/136/84	2,585/27.5
	2004-05-06, Ht. 6-5, Wt. 200, Hometown: Columbus, Ohio, High School: Thomas Worthington									
0	Sullinger, Jared	74-73	450-849/.530	19-52/.365	363-495/.733	717/9.7	199-2	1,282/17.3	89/59/130/80	2,295/31.0
	2011-12, Ht. 6-9, Wt. 280, Hometown: Columbus, Ohio, High School: Northland									
42	Swain, Ralph Mike	58-na	88-213/.413	na	78-109/.716	153/2.6	107	254/4.4	na	na
	1966-67-68, Ht. 6-8, Wt. 206, Hometown: S. Zainesville, Ohio, High School: na									
40	Sylvester, Matt	113-43	274-656/.418	72-241/.299	91-131/.695	274/2.4	231-4	711/6.3	204/26/155/35	2,261/20.0
	2003-04-05-06, Ht. 6-7, Wt. 200, Hometown: Cincinnati, Ohio, High School: Moeller									

T

No.	Player	Gp-Gs	Fgm-a/%	3-point Fgm-a/%	Ftm-a/F%	Rebounds Tot/Avg	Pf-Dq	Pts/Avg	A/B/T/S	Min/Avg.
	Tarbert, W. Arlington	1925-26								
1	Tate, Jae'Sean	129-110	614-1,113/.552	36-130/.277	248-447/.555	771/6.0	382-15	1,512/11.7	215/64/234/136	3,611/28.0
	2015-16-17-18, Ht. 6-4, Wt. 230, Hometown: Pickerington, Ohio, High School: Pickerington Central									
30	Tate, Jermaine	43-41	207-366/.566	1-5/.200	106-175/.606	289/6.7	128-3	521/12.1	41/69/76/39	1,266/29.4
	1996, Ht. 6-8, Wt. 200, Hometown: Toledo, Ohio, High School: Toledo Central Catholic									
	Taylor, Curtis E.	1923								
15	Taylor, Fred R.	1949-50, Ht. 6-3, Wt. 192, Hometown: Zanesville,Ohio								
	Taylor, Henry D.	1908-09								
21	Taylor, Richard S.	43-na	37-114/.325	na	25-39/.641	50/1.2	53	99/2.3	na	na
	1962-63, Ht. 6-3, Wt. 184, Hometown: Cuyahoga Falls, Ohio, High School: na									
14	Taylor, Troy	120-101	551-1,161/.475	12-31/.387	382-497/.769	231/1.9	333	1,497/12.5	421/10/332/155	3,654/30.5
	1982-83-84-85, Ht. 6-0, Wt. 170, Hometown: Canton, Ohio, High School: McKinley									
50	Taylor, Vaughn Craig	80-48	376-762/.493	na	133-177/.751	580/7.3	229	885/11.1	128/na/na/na	1,576/19.7
	1973-74-75-76, Ht. 6-10, Wt. 235, Hometown: Springfield, Ohio, High School: North									

LETTERWINNERS

No.	Player	Gp-Gs	Fgm-a/%	3-point Fgm-a/%	Ftm-a/F%	Rebounds Tot/Avg	Pf-Dq	Pts/Avg	A/B/T/S	Min/Avg.
	Taylor, W. O.	1900-01								
42	Terwilliger, Matt	118-2	116-252/.460	18-65/.277	39-68/.574	212/1.8	140-0	289/2.4	39/42/47/36	1,346/11.4
	2005-06-07-08, Ht. 6-8, Wt. 225, Hometown: Troy, Ohio; High School: Troy									
23	Testerman, Gregg L.	11-na	2-14/.143	na	3-3/1.000	5/0.5	3	7/0.6	na	na
	1971-73, Ht. 6-3, Wt. 167, Hometown: Lebanon, High School: Lebanon									
24	Thies, Richard H.	1963, Ht. 6-7, Wt. 200, Cincinnati, Ohio								
1	Thomas, Deshaun	113-76	608-1,270/.479	143-418/.342	271-339/.799	560/5.0	160-0	1,630/14.4	100/26/129/48	3,051/27.0
	2011-12-13, Ht. 6-6, Ht. 230, Hometown: Ft. Wayne, Ind., High School: Bishop Luers									
	Thomas, Earl H.	2-na	0-0/.000	na	2-2/1.000	0/0.0	2	2/1.0	na	na
		1935-36-37								
	Thomas, G. W.	1912								
12	Thompson, Robert N.	2-na	0-0/.000	na	2-2/1.000	0/0.0	2	2/1.0	na	na
	1971, Ht. 6-3, Wt. 205, Hometown: Waverly, High School: Waverly									
12	Thompson, Sam	111-51	278-801/.472	73-231/.316	172-260/.662	402/2.8	221-2	1,001/6.9	155/111/123/101	3,345/22.9
	2012-13-14-15, Ht. 6-7, Wt. 190, Hometown: Chicago, High School: Whitney Young									
32	Thompson, Trevor	67-48	209-380/.550	0-0/.000	150-205/.732	471/7.0	208-14	568/8.5	20/90/87/23	1.365/20.4
	2016-17, Ht. 6-11, Wt. 250, Hometown: Indianapolis, High/Last School: Virginia Tech									
15	Tischer, Jerry A.	48-na	44-120/.367	na	30-44/.682	63/1.3	41	118/2.5	na	na
	1965-66-67, Ht. 6-5, Wt. 205, Hometown: Galion, High School: na									
34	Titus, Mark	32-0	2-6/.333	2-6/.333	3-4/.750	5/0.2	5-0	9/0.3	3/2/0/2	48/1.5
	2007-08-09-10, Ht. 6-4, Wt. 215, Hometown: Brownsburg, Ind., High School: Brownsburg									
	Trabitz, Louis	1942-43								
	Trautman, George M.	1913								
21	Turner, Evan	101-94	539-1,073/.502	54-149/.362	385-508/.758	682/6.8	273-6	1,517/15.0	414/74/352/159	3,315/32.8
	2008-09-10 , Ht. 6-7, Wt. 210, Hometown: Chicago, High School: St. Joseph's									

U

No.	Player	Gp-Gs	Fgm-a/%	3-point Fgm-a/%	Ftm-a/F%	Rebounds Tot/Avg	Pf-Dq	Pts/Avg	A/B/T/S	Min/Avg.
	Underman, John O.	20-na	na	na	36-92/.391	na	51	204/10.2	na	na
		1946-47								

V

No.	Player	Gp-Gs	Fgm-a/%	3-point Fgm-a/%	Ftm-a/F%	Rebounds Tot/Avg	Pf-Dq	Pts/Avg	A/B/T/S	Min/Avg.
	Van Heyde, George A.	1928-29								
	*Vaughn, Cleo	14-na	18-67/.269	na	15-33/.455	na	39	51/3.6	na	na
		1954								

W

No.	Player	Gp-Gs	Fgm-a/%	3-point Fgm-a/%	Ftm-a/F%	Rebounds Tot/Avg	Pf-Dq	Pts/Avg	A/B/T/S	Min/Avg.
15	Wagar, Mark L.	51-na	74-202/.366	na	38-60/.633	141/2.8	116	186/3.6	na	na
	1971-72-73, Ht. 6-8, Wt. 209, Hometown: Avon, Ohio, High School: Avon									
13	Waiters, Granville S.	104-61	257-473/.543	na	87-131/.664	434/7.2	204	601/5.8	28/136/87/35	2,214/21.3
	1980-81-82-83, Ht. 6-11, Wt. 220, Hometown: Columbus, Ohio, High School: East									

LETTERWINNERS

No.	Player	Gp-Gs	Fgm-a/%	3-point Fgm-a/%	Ftm-a/F%	Rebounds Tot/Avg	Pf-Dq	Pts/Avg	A/B/T/S	Min/Avg.
	Walkey, John L.	11-na	1-5/.200	na	5-11/.455	6/0.5	9	7/0.6	na	na
	1968, Ht. 5-10, Wt. 173, Hometown: Lafayette, Ind., High School: na									
2	Wallace, Eric	15-0	12-24/.500	1-1/1.000	2-8/.250	20/1.3	4-0	27/1.8	1/0/3/1	72/4.8
	2008, Ht. 6-5, Wt. 215, Hometown: Winston-Salem, N.C., High School: Hargrave Military Academy									
	Wardman, William M., 1911									
41	Watson, Antonio	54-25	89-174/.511	0-0/.000	49-97/.505	149/2.8	110	227/4.2	24/24/67/15	766/14.19
	1993-94-95, Ht. 6-9, Wt. 250, Hometown: Columbus, Ohio, High School: Eastmoor									
15	Weatherspoon, J.D.	35-0	37-63/.587	0-6/.000	20-40/.500	35/1.0	10-0	94/2.7	8/4/10/7	211/6.0
	2011-12, Ht. 6-7, Wt. 210, Hometown: Columbus, Ohio, High School: Northland									
12	Wells, James A.	18-na	4-8/.125	na	9-9/1.000	na	16	17/0.9	na	na
	1944-47									
	Wells, Wayne L.	6-na	0-0/.000	na	1-2/.500	na	2	3/0.5	na	na
	1946-47									
	Weltner, Edgar P.	1918-19								
	Wendt, Chester F.	1935								
41	Wenner, Steven	65-4	205-464/.442	na	58-106/.547	420/6.5	159	468/7.2	79/na/na/na	343/5.28
	1973-74-75, Ht. 6-7, Wt. 214, Hometown: Findlay, Ohio, High School: Findlay									
24	**Wesson, Andre**	**63-5**	**52-139/.374**	**29-93/.312**	**30-48/.625**	**98/1.6**	**112-0**	**163/2.6**	**46/10/55/17**	**965/15.3**
	2017-18, Ht. 6-6, Wt. 220, Hometown: Westerville, Ohio, High School: South									
34	**Wesson, Kaleb**	**33-30**	**118-210/.562**	**4-14/.286**	**98-136/.721**	**163/4.9**	**93/5**	**338/10.2**	**36/21/34/18**	**682/20.7**
	2018, Ht. 6-9, Wt. 270, Hometown: Westerville, Ohio, High School: South									
43	Wesson, Keith	115-42	118-235/.502	0-0/.000	118-175/.674	213/1.9	276	354/3.1	22/19/121/12	1,804/15.69
	1983-84-86-87, Ht. 6-9, Wt. 233, Hometown: Niles, Ohio, High School: McKinley									
32	Weston, Daniel J.	1974-75, Ht. 6-4, Wt. 183, Hometown: Morral, Ohio, High School: Riverdale								
3	White, Albert M.	1963								
	White, John T.	1943								
20	White, Tony	113-55	237-470/.504	4-11/.364	194-263/.738	384/3.4	250	672/5.9	76/26/117/41	2,107/18.65
	1986-87-88-89, Ht. 6-7, Wt. 223, Hometown: Pataskala, Ohio, High School: Watkins Memorial									
	Whitlinger, Warren W., 1934-35-36									
	Wigton, George L.	28-na	7-33/.212	na	13-21/.619	21/0.8	20	27/1.0	na	na
	1955									
	Wilce, John Woodworth, Jr., 1942									
44	Wilbourne, Nate	37-10	49-95/.516	0-0/.000	22-30/.733	77/2.1	64	120/3.2	10/5/33/5	327/8.84
	1993-94, Ht. 6-11, Wt. 250, Hometown: Columbus, Ohio, High School: Upper Arlington									
	Wilks, William C.	66-na	203-652/.311	na	137-222/.617	na	185	543/8.2	na	na
	1951-52-53									
23	Williams, Amir	134-90	236-392/.602	0-0/.000	188-317/.593	562/4.2	274-1	660/4.9	27/187/123/53	2,254/16.8
	2012-13-14-15, Ht. 6-11, Wt. 220, Hometown: Birmingham, Mich., High School: Detroit County Day									
32	Williams, Herbert L.	114-112	834-1,673/.499	na	343-513/.669	1,111/9.7	271	2,011/17.6	102/328/310/73	4,216/37.0
	1978-79-80-81, Ht. 6-10, Wt. 242, Hometown: Columbus, Ohio, High School: Marion Franklin									
15	Williams, Kam	133-52	392-890/.440	172-427/.403	101-115/.878	228/1.7	141-2	1,057/7.9	102/16/76/82	2,980/22.4
	2015-16-17-18, Ht. 6-2, Wt. 175, Hometown: Baltimore, Md., High School: Mount St. Joseph's									

LETTERWINNERS

No.	Player	Gp-Gs	Fgm-a/%	3-point Fgm-a/%	Ftm-a/F%	Rebounds Tot/Avg	Pf-Dq	Pts/Avg	A/B/T/S	Min/Avg.
5	Williams, Thomas D.	65-na	193-592/.326	na	158-241/.656	241/3.7	195	544/8.4	na/na/na/na	na
		1951-52-53, Ht. 5-11, Wt. 145, Hometown: Defiance, Ohio								
33	Williams, Zach	94-84	313-628/.498	0-0/.000	175-282/.621	461/4.9	253-6	801/8.5	97/17/207/46	2,610/27.8
		2001-02-03, Ht. 6-7, Wt. 230, Hometown: Brooklyn, N.Y., High School: Christ the King								
10	Wilson, Curtis	126-73	386-894/.432	59-149/.432	292-380/.768	253/2.0	281	1,120/8.9	475/365/4/153	3,127/24.8
		1984-86-87-88, Ht. 6-1, Wt. 181, Hometown: Akron, Ohio, High School: St. Vincent-St. Mary High								
	Wilson, Jack F.	1933-34-35								
21	Wilson, J. Jackson-	11-0	2-3/.667	0-0/.000	2-4/.500	6/0.5	6-0	6/0.5	1/0/3/3	25/2.3
		2005, Ht. 6-5, Wt. 210, Hometown: Milwaukee, Wis., High School: Rufus King/Fork Union Military Acad.								
9	Winter, Robert E.	1947-48								
30	Winston, Otis	62-25	124-264/.470	1-7/.142	26-41/.634	148/2.4	119	275/4.4	50/55/11/37	717/11.6
		1993-94-95-97, Ht. 6-5, Wt. 180, Hometown: Toronto, Ohio, High School: Toronto								
	Wirthwein, Walter G.	1920								
	Wise, Albert R.	1942-43								
	Wise, Anthony	1942								
34	Witte, Luther E.	73	492-941/.523		227-346/.656	819/11.2	263	1,211/.16.6	NA	NA
		1971-72-73, Ht. 7-0, Wt. 228, Hometown: Alliance, Ohio, High School: Marlington								
20	Wolfe, Jack	1972-73-74, Ht. 6-6, Wt. 220, Hometown:Columbus, Ohio, High School: Whetstone H.S.								
	Wood, Brian	1994								
10	Wood, Jud J.	1975-76-77, Ht. 6-3, Wt. 184, Hometown: Columbus, Ohio, High School: Northland								
	Worthley, Charles M.	1951								
	Wrigley Lowell A.	1930								

Y

No.	Player	Gp-Gs	Fgm-a/%	3-point Fgm-a/%	Ftm-a/F%	Rebounds Tot/Avg	Pf-Dq	Pts/Avg	A/B/T/S	Min/Avg.
	Young, Francis	1922								
25	**Young, Kyle**	**25-0**	**19-43/.442**	**1-10/.100**	**5-11/.455**	**40/1.6/**	**19-0**	**44/1.8**	**4/3/9/7**	**216/8.6**
		2018, Ht. 6-8, Wt. 205, Hometown: Massilon, Ohio, High School: Jackson								
	Young, J. M.	1898								
24	Yudt, Rick	52-47	219-494/.443	71-188/.378	90-113/.769	194/3.7	131-2	599/11.5	59/4/98/27	1,451/27.9
		1995-96, Ht. 6-7, Wt. 210, Hometown: Portage, Ind., High School: Portage								

Z

No.	Player	Gp-Gs	Fgm-a/%	3-point Fgm-a/%	Ftm-a/F%	Rebounds Tot/Avg	Pf-Dq	Pts/Avg	A/B/T/S	Min/Avg.
34	Zack, Scott	11-0	4-9/.444	0-0/.000	3-4/.750	14/1.3	15-0	11/1.0	3/5/7/0	72/6.0
		1995, Ht. 6-7, Wt. 220, Hometown: West Bloomfield, Mich., High School: West Bloomfield								

MANAGER LETTERWINNERS

David Aaron, 2016-17, Philadelphia, Pa.
Evan Abraham, 2012, Coral Gables, Fla.
Bennie Alison, 1972-74, Youngstown, Ohio
Darik Artis, 2015-16-17, Columbus, Ohio
Steve Ater, 1999-02, Chesapeake, Ohio
Mark Aucoin, 1976-77, Columbus, Ohio
Jim Baugh, 1984-87, Canfield, Ohio
Chris Barrale, 2008-09-10-11, Paramus, N.J.
Beau Beechler, 2014-16-17, Sandusky, Ohio
Jacob Beede, 2006-09, Sacramento, Calif.
Matt Bennett, 1976-77, Columbus, Ohio
Joe Bias, 1988-92, Castialia, Ohio
Steve Bidlack, 1992-95, Defiance, Ohio
John Bokoch, 1995, Middleburg, Ohio
Logan Brauer, 2015-16-17, Castalia, Ohio
Troy Brooks, 2003-06, Magadore, Ohio
Anthony Calo, 2006-08, Westerville, Ohio
Bill Carill, 1980-81, Pepper Pike, Ohio
Robert Childs, 1972-74, Columbus, Ohio
Jeffery Combs, 1982, Mount Vernon, Ohio
Dale Condit, 1963-66, Columbus, Ohio
Jim Cook, 1998-01, Buffalo, N.Y.
John Corless, 2013-16, Chicago
Greg Cowles, 1976-77, Morral, Ohio
Bryce Crawford, 2008-09-10-11
Canal Winchester, Ohio
John Cross, 1981-84, Fairborn, Ohio
Tim Daniels, 2009-10-11-12, Avon Lake, Ohio
Bob Darst, 1979-81, Zanesville, Ohio
Kyle Davis, 2011-12-13-14, Hilliard, Ohio
Willis, Day, 2017, Grandview Heights, Ohio
John DeTemple, 2006-09, Cincinnati, Ohio
Walter E. Donham, 1950, Hammond, Ind.
Mark Doseck, 1983-85, Jackson Center, Ohio
Brad Dresbach, 1993, Leipsic, Ohio
Michael Duga, 1995, Coral Springs, Fla.
Scott Ebert, 1976-77, Dover, Ohio
Will Edison, 2015, Loveland, Ohio
David Egelhoff 1998-02, Columbus, Ohio
Michael Flowers, 2009-11 (GA 2013-14),
Newark, Ohio
Mitch Flowers, 2012-13-14, Newark, Ohio
Patrick Ford, 2010-11-12-13, Nashville, Tenn.
Aaron Fuss, 2002-05 (GA '06-07), Pataskala, Ohio
Luke Gebbie, 2016-17, South Bend, Ind.
Todd Geyer, 1996-99, London, Ohio
Danielle Ghiloni, 2003-04, Columbus, Ohio
Don Gier, 1959-62, Columbus, Ohio
Dan Gill, 2003-06, Buffalo, N.Y.
David Goldstein, 1989-91, Columbus, Ohio
Robert Grimm, 1974, Oak Harbor, Ohio
Bob Grogan, 1979-81, Columbus, Ohio
Richard Hamilton, 1962
Cameron Harris, 2014-15-16-17, Defiance, Ohio
Chris Harris, 1983-86, Columbus, Ohio
Wes Hesterman, 2009-10-11-12, Napoleon, Ohio
Ed Hickey, 1992, 93, 95, Burnt Hills, N.Y.
Bruce Holcomb, 1981, 84, Columbus, Ohio
Ken Holcomb, 1980-81, Columbus, Ohio
Larry Hozee, 1989
Ken Huber, 1993, 95, Holgate, Ohio
Asad Javad, 1997-99, Columbus, Ohio
Kerry Johnson, 1995, 97, Leipsic, Ohio
Geraia Keller, 1971, Massillon, Ohio
David Kelly, 1979, Grove City, Ohio
John D. Kidnocker, 1962
Gerald Kirschner, 1990-91, Old Bethpage, N.Y.
Dennis C. Koehl, 1971, Columbus, Ohio
Tyler Krupp, 2014-15-17, Tiffin, Ohio
Evan Kurt, 2012-13, Castalia, Ohio
Ed Kurt, 1987, 89, Columbus, Ohio
Brian Lamb, 2014-15-16-17, Strongsville, Ohio
Emile Leon, 1982, Columbus, Ohio
Trent Licklider, 1980-81, Columbus, Ohio
Ryan Lidke, 1998-01, Bellevue, Ohio
William LoPresti, 1971, Dover, Ohio
Nick Maddron, 1996-00 , Long Beach, Calif.
John McCausland, 2016-17, Avon, Ohio
Mike McCoy, 1983-86, Columbus, Ohio
Robert McClelland, 1948, Xenia, Ohio
Tommy McElroy, 2016-17, Dublin, Ohio
Dale Meggas, 1974, Cleveland, Ohio
Tyler Meyer, 2002-05, Deshler, Ohio
Lee Miller, 2009-10-11-12, Kettering, Ohio
Patrick Miller, 1976, Fairborn, Ohio
Curtin Moody, 1972-73, Columbus, Ohio
Thomas Morgan, 1976, Columbus, Ohio
Earl M. Morris, 1940
Todd Morris, 1971, Columbus, Ohio
Mark Murray, 2015-16, Westlake, Ohio
Mark Myer, 1985-87, Columbiana, Ohio
Jacob Myers, 2015-16, Westerville, Ohio
Doug Neustadt, 1992-93, Pittsburgh, Pa.
Mark Neustadt, 1996-98, Pittsburgh, Pa.
Mike Oeters, 2010-11-12-13, Loveland, Ohio
Matt O'Leary, 1989-92, Sidney, Ohio
John O'Neill, 1976
Greg Oman, 2017, Clintonville, Ohio
Charles Parrish, 1976, Worthington, Ohio
Chris Penny, 2000-03, Zanesville, Ohio
Danny Peters, 2006, New Albany, Ohio
Austin Rector, 2017, Barberton, Ohio
Chris Reinhardt, 1972-74, Elyria, Ohio
Daniel Rich, 1971, Oceanside, N.Y.
Kevin Richards, 1990-91, Huntsburg, Ohio
Rich Rittenour, 2000, Defiance, Ohio
Lenny Roberts, 1989-92, Coral Springs, Fla.
Mark Roberts, 1976, Columbus, Ohio
Leroy Robinson, 2011-12-13-14, Indianapolis, Ind.
Levi Robinson, 2005-08, Newark, Ohio
Kevin Rohrbacher, 2005-08, Sandusky, Ohio
Chris Rooks, 1992-93, Huntington Station, N.Y.
Doug Roman, 1982, 85
Robbie Rucki, 2013-16, Findlay, Ohio
Joe Santa-Emma, 1986-87, Columbus, Ohio
John Scott, 1976, Columbus, Ohio
Dan Schilling, 1992-93, Upper Sandusky, Ohio
Kevin Schimming, 1995, 97-98, Oak Harbor, Ohio
Fred Schoerer, 1949, New Bremen, Ohio
David Schuman, 1974, Geneva, Ohio
David Seif, 1971, Piketon, Ohio
Scott Sessler, 1987-88, Sandusky, Ohio
Joe Sestito, 1974, Columbus, Ohio
Ty Shepfer, 2004-07, Zanesville, Ohio
Greg Smigelsky, 1979-81, Maple Heights, Ohio
Brad Smith, 2001-04, Perrysburg, Ohio
Michael Smith, 1971,74, Frazeysburg, Ohio
Griffen Standley, 2017, Powell, Ohio
Robert Stegner, 1974, Fairborn, Ohio
Andy Stiegmeier, 1973, Kent, Ohio
Joe A. Stepp, 1973, Kermit, W.Va.
Dave Stein, 1992,93, 95, Sandusky, Ohio
Jimmy Staley, 2012-13-14, Dayton, Ohio
Weston Strayer, 2010-11-12-13-14, Milan, Ohio
Alan Stuker, 2004-07, Cincinnati, Ohio
Drew Sullivan, 2008, Sandusky, Ohio
Luke Terwilliger, 2012-13, Troy, Ohio
Gregg Testerman, 1972-73, Lebanon, Ohio
Scott Thacker, 2002-05, Pickerington, Ohio
Matt Topolosky, 1998- 01, Bexley, Ohio
Clint Turner, 1993, 95, Hilliard, Ohio
Matt Ullmer, 2005-08, Dayton, Ohio
Mike Ullmer, 1997-00 , Centerville, Ohio
Derek Upp, 2013-16, Lancaster, Ohio
Darin Van Vlerah, 1995, Defiance, Ohio
Dakota VanHorn, 2009-10-11, Columbus, Ohio
Mark Wagner, 1973, Avon, Ohio
Jordan Warfield, 2001-04, Hudson, Ohio
Greg Weber, 1993, West Unity, Ohio
Daniel Weston, 1973, Morral, Ohio
Pat Whittington, 1977-81, Sabina, Ohio
Gage Will, 2008-09-10-11, Sandusky, Ohio
Ryan Wilson, 2012, Uniontown, Ohio
Erik Zadrozny, 2001-04, Hudson, Ohio

ST. JOHN ARENA

L.W. ST. JOHN

St. John Arena played host to its final full season as the home of Ohio State basketball in 1997-98 after 42 years. Completed in November of 1956 at a cost of less than $4 million, the 13,276-seat structure is named for former OSU basketball coach and athletics director, L.W. St. John.

The building of St. John Arena ushered in a golden era in Ohio State basketball. The Buckeyes won the national championship in 1960, were runners-up the next two years and captured a still unequalled five-consecutive Big Ten titles between 1960 and 1964.

Ohio State's record in St. John Arena is a glistening 431-151 – a winning percentage of .741. Between 1960 and 1964, the Buckeyes won 50-consecutive games on their home floor. Ohio State played again in St. John during the 2004-05 season, marking the first men's game played in the historic venue since the home finale in 1998. Ohio State played two games at St. John during the 2007-08 season, a 90-57 victory over VMI Nov. 25, 2007 and a 73-56 win vs. California in the 2008 National Invitation Tournament March 24, 2008. A game vs. Delaware State (W, 70-42) was played Nov. 20, 2008 and most recently Ohio State defeated Western Carolina 85-60 Dec. 12, 2010.

Since the first game was played in December of 1956 (vs. Butler), more than 6.7 million fans witnessed games in St. John Arena. The actual per game average over the years is 11,558 in 582 games.

Over the years, the capacity of the arena fluctuated. The original mark of 13,491 had gone as high as 13,681 and as low as the present figure of 13,276.

Prior to the start of the 1987-88 season, a $1.2 million scoreboard, featuring the latest in computer graphics, was installed. At the same time, new corner scoreboards and a new lighting system was added. Scoreboard improvements also were implemented in 2010.

With the most distant seat only 155 feet from the center circle and no posts or obstructions to block the sight lines, storied St. John Arena remains one of college basketball's most respected basketball theaters.

Now that the Ohio State men's and women's basketball teams have moved to Value City Arena, St. John Arena serves as the home of Ohio State's men's and women's volleyball, men's and women's gymnastics, fencing and wrestling teams.

In 2013 St. John Arena once again hosted basketball contests as the first and second rounds of the NCAA women's tournament were played in the venerable arena. Both the men's and women's basketball teams still compete and practice at SJA on occasion.

Year	Games	Att.	Avg.	Won	Lost
1956-57	12	122,850	10,237	10	2
1957-58	11	105,106	9,555	7	4
1958-59	11	100,291	9,117	8	3
1959-60	12	139,034	11,586	12	0
1960-61	11	138,898	12,627	11	0
1961-62	11	147,711	13,428	11	0
1962-63	14	175,739	12,553	14	0
1963-64	13	151,221	11,632	10	3
1964-65	13	116,336	8,949	8	5
1965-66	13	112,090	8,622	8	5
1966-67	12	101,852	8,488	8	4
1967-68	13	141,993	10,923	12	1
1968-69	13	147,460	11,343	11	2
1969-70	12	119,954	9,996	8	4
1970-71	12	126,702	10,558	10	2
1971-72	12	157,758	13,146	12	0
1972-73	13	174,423	13,417	9	4
1973-74	11	121,539	11,049	5	6
1974-75	15	126,814	8,454	10	5
1975-76	13	98,250	7,558	6	7
1976-77	13	97,940	7,534	4	9
1977-78	14	187,306	13,379	11	3
1978-79	13	173,144	13,319	10	3
1979-80	14	190,274	13,591	13	1
1980-81	15	199,483	13,299	11	4
1981-82	15	190,880	12,725	12	3
1982-83	16	184,689	11,543	13	3
1983-84	14	174,276	12,448	9	5
1984-85	14	173,997	12,428	12	2
1985-86	17	210,413	12,377	14	3
1986-87	16	193,744	12,109	12	4
1987-88	16	209,286	13,080	13	3
1988-89	16	208,417	13,026	11	5
1989-90	14	182,125	13,009	12	2
1990-91	15	198,836	13,256	15	0
1991-92	16	212,416	13,276	15	1
1992-93	16	211,245	13,203	10	6
1993-94	15	199,140	13,276	10	5
1994-95	16	177,081	11,068	6	10
1995-96	14	163,980	11,713	7	7
1996-97	14	147,881	10,563	9	5
1997-98	17	169,490	9,970	7	10
2004-05	1	11,568	11,568	1	0
2007-08	2	19,946	9,973	2	0
2008-09	1	6,388	6,388	1	0
2010-11	1	6,905	6,905	1	0
Totals	**582**	**6,726,871**	**11,558**	**431**	**151**

RESULTS BY YEAR

1898-99
W: 12, L: 4 (H: 8-1, A: 4-2, N: 0-1)

	W/L	Opponent	OSU-OPP
12/2	W	East High	25-4
12/9	W	East High	16-0
12/10	W	East High	34-8
12/15	L	@Piqua	7-9
12/29	L	@Urbana	8-12
1/7	W	Otterbein	25-2
1/14	W	Kenyon	18-2
1/21	L	Urbana	6-10
1/28	W	Kenton	17-8
2/4	W	Springfield YMCA	16-4
2/9	W	@Kenton	10-8
2/22	W	@Kenyon	14-11
2/28	W	Trinity	47-0
3/3	W	@Kenton	11-6
3/10	W	@Circleville	21-1
4/3	L	vs. Urbana!	7-11

!at Kenton,Ohio

1899-1900
W: 8, L: 4 (H: 8-2, A: 0-2)

	W/L	Opponent	OSU-OPP
12/16	W	East High	58-2
12/23	W	Central High	34-4
1/5	W	Circleville	16-8
1/8	L	Yale	6-22
1/26	W	Springfield YMCA	12-6
2/3	W	Kenyon	20-3
2/7	W	Circleville	14-13
3/2	W	Kenyon	31-18
3/9	W	Circleville	16-8
3/16	L	Kenton	12-16
4/5	L	@Canton	9-18
4/6	L	@Mount Union	6-10

1900-01
W: 1, L: 3 (H: 1-3)

	W/L	Opponent	OSU-OPP
11/23	W	Circleville	26-5
1/5	L	Yale	5-26
2/9	L	Circleville	7-8
3/2	L	Kenyon	9-11

1901-02
No Team

1902-03
W: 5, L: 2 (H: 4-1, A: 1-1)

	W/L	Opponent	OSU-OPP
1/16	W	Wittenberg	43-18
1/23	W	@Ohio Wesleyan	21-8
1/31	L	@Oberlin	15-19
2/6	W	Ohio University	88-2
2/13	W	Oberlin	37-16
2/21	W	Kenyon	37-10
3/17	L	Kenyon	18-28

1903-04
W: 10, L: 4 (H: 10-1, A: 0-3)

	W/L	Opponent	OSU-OPP
12/12	W	Columbus YMCA	42-23
	W	Central High	77-20
	W	Bliss College	74-11
	W	North High	134-8
	W	Columbus YMCA	44-31
1/9	W	Otterbein	74-10
1/16	W	Oberlin	57-46
1/23	W	Otterbein	37-28
1/27	L	Minnesota	18-31
2/6	L	@Marietta	15-17
2/20	W	Marietta	35-23
2/27	L	@Oberlin	16-38
3/1	W	Kenyon	26-11
3/5	L	@Kenyon	20-37

1904-05
W: 12, L: 2 (H: 10-1, A: 2-1)

	W/L	Opponent	OSU-OPP
12/18	W	Central High	65-14
1/7	W	Wittenberg	65-8
1/12	W	Wisconsin	25-22
1/21	W	Purdue	26-23
1/28	W	Oberlin	27-21
2/4	W	Cincinnati	42-6
2/9	W	Wooster	37-19
2/10	W	@Western Reserve	39-20
2/11	L	@Oberlin	20-36
2/18	W	@Denison	34-19
2/20	L	Minnesota	25-27
3/4	W	Indiana	66-12
3/10	W	Western Reserve	58-3
3/18	W	Denison	36-17

1905-06
W: 9, L: 1 (H: 9-0, A: 0-1)

	W/L	Opponent	OSU-OPP
1/6	W	Wittenberg	37-15
1/10	W	Ohio Medical University	29-8
1/13	W	Cedarville	40-12
1/17	W	Ohio Medical University	8-7
1/26	W	Wittenberg	53-19
1/27	W	Wash. & Jefferson	36-27
2/2	W	Akron Buchtel	20-17
2/3	L	@Oberlin	7-30
2/23	W	Wooster	30-11
3/3	W	Oberlin	29-17

1906-07
W: 7, L: 5 (H: 5-2, A: 2-3)

	W/L	Opponent	OSU-OPP
1/15	L	Cincinnati	30-32
1/19	L	Oberlin	15-19
1/26	W	Hiram	55-21
2/8	W	@Muskingum	54-22
2/9	L	@Denison	11-22
2/14	W	@Baldwin Wallace	37-27
2/15	L	@Western Reserve	22-31
2/16	L	@Wooster	28-29
2/23	W	Kenyon	42-15
3/3	W	Akron Buchtel	26-22
3/7	W	Haskell Indians	50-21
3/9	W	Wooster	22-14

1907-08
W: 5, L: 6 (H: 5-3, A: 0-3)

	W/L	Opponent	OSU-OPP
1/11	W	Wittenberg	59-11
1/17	W	Muskingum	81-8
1/24	W	Denison	43-33
1/31	W	Ohio Wesleyan	33-18
2/8	W	Kentucky State	54-20
2/13	L	@Ohio Wesleyan	30-37
2/13	L	Western Reserve	19-20
2/24	L	Colgate	20-38
2/28	L	@Wooster	20-30
2/29	L	@Oberlin	24-26
3/6	L	Wooster	18-20

1908-09
W: 11, L: 1 (H: 7-1, A: 4-0)

	W/L	Opponent	OSU-OPP
1/9	W	Otterbein	35-16
1/16	W	Cincinnati	57-24
1/23	W	Denison	42-16
1/30	W	Ohio Wesleyan	36-21
2/6	L	Wooster	24-26
2/13	W	Wabash	34-19
2/19	W	Rochester	28-16
2/28	W	Michigan	29-22
3/2	W	@Ohio Wesleyan	36-18
3/7	W	@Michigan	46-26
3/12	W	@Wooster	26-13
3/13	W	@Oberlin	35-25

1909-10
W: 11, L: 1 (H: 9-1, A: 2-0)

	W/L	Opponent	OSU-OPP
1/8	W	Wittenberg	61-14
1/15	W	Otterbein	45-16
1/22	W	Oberlin	33-28
1/29	W	Hiram	41-18
2/5	W	Ohio Wesleyan	34-29
2/12	W	Wooster	44-16
2/19	W	Denison	54-10
2/24	L	Alleghany	20-25
2/26	W	Wabash	47-29
3/5	W	Michigan Ags	34-13
3/11	W	@Ohio Wesleyan	25-15
3/12	W	@Oberlin	22-17

1910-11
W: 6, L: 3 (H: 6-1, A: 0-2)

	W/L	Opponent	OSU-OPP
1/7	W	Otterbein	42-20
1/14	W	Denison	33-32
1/21	L	@Oberlin	17-19
1/28	W	Ohio Wesleyan	41-28
2/11	W	Michigan Ags	42-12
2/17	W	Syracuse	48-17
2/24	W	Alleghany	29-13
3/4	L	Oberlin (ot)	33-37
3/11	L	@Ohio Wesleyan	16-28

1911-12
W: 7, L: 5 (H: 6-3, A: 1-2)

	W/L	Opponent	OSU-OPP
1/6	W	Wittenberg	53-18
1/13	W	Kenyon	64-9
1/20	W	Cincinnati	61-15
1/27	W	Ohio Wesleyan	23-20
1/29	L	@Indiana	19-34
1/30	W	@Wabash	21-13
2/10	L	Rochester	24-25
2/17	L	Notre Dame	23-24
2/24	W	Wabash	42-20
3/2	W	Oberlin	27-11
3/9	L	Oberlin	14-32
3/13	L	@Ohio Wesleyan	15-33

1912-13
W: 12, L: 8; Big Ten: 4-5/6th
(H: 5-2, A: 6-6, N: 1-0)

	W/L	Opponent	OSU-OPP
12/31	W	@Toledo St. Johns	36-27
1/1	W	@Bucyrus YMCA	39-22
1/2	L	@Akron Buchtel	19-21
1/3	W	!vs. Wooster	27-26
1/4	W	@Canal Dover	43-17
1/5	W	@Westinghouse	23-16
1/11	W	Wittenberg	53-24
1/18	L	Northwestern	22-30
1/21	L	@Wisconsin	11-22
1/25	W	Indiana	34-22
1/29	W	Oberlin	31-21
2/8	W	@Chicago	29-20
2/10	L	@Purdue	18-28
2/15	L	Wisconsin	22-27
2/22	W	Chicago	24-21
3/1	L	@Oberlin	18-24
3/4	W	Ohio Wesleyan	36-18
3/7	W	@Indiana	19-17
3/8	L	@Northwestern	16-36
3/15	L	@Ohio Wesleyan	17-23

! at Daily News % at Pittsburgh, Pa.

1913-14
W: 10, L: 4; Big Ten: 5-1/2nd
(H: 7-1, A: 3-3)

	W/L	Opponent	OSU-OPP
1/10	W	Akron	44-10
1/17	L	Oberlin	21-23
1/24	W	Purdue	33-24
1/31	W	Indiana	43-17
2/6	L	@Chicago	15-37
2/7	W	@Notre Dame	22-20
2/11	L	@Ohio Wesleyan	24-34
2/14	W	Denison	28-21
2/21	W	Chicago	25-23
2/27	W	@Purdue	32-22
2/28	W	@Indiana	28-19
3/4	W	Western Reserve	22-13
3/7	L	@Oberlin	16-24
3/11	W	Ohio Wesleyan	27-18

1914-15
W: 6, L: 10; Big Ten: 3-9/8th
(H: 4-6, A: 2-4)

	W/L	Opponent	OSU-OPP
1/6	L	Ohio Wesleyan	20-26
1/9	L	Purdue	17-19
1/16	L	@Chicago	17-30
1/19	W	@Ohio Wesleyan	38-17
1/23	L	@Illinois	17-24
1/22	L	Northwestern	23-32
2/6	L	@Purdue	17-19
2/9	W	@Iowa	17-16
2/13	W	Oberlin	23-22
2/16	L	Wisconsin	17-26
2/20	W	Chicago	18-9
2/22	W	Iowa	27-15
2/27	L	Northwestern	21-25
3/1	L	Illinois	19-26
3/6	L	@Wisconsin	12-23
3/13	W	Oberlin	26-15

Basketball became a varsity sport at Ohio State in the fall of 1898. The first Buckeye team, which won 12 of 16 games, is shown above.

RESULTS BY YEAR

1915-16
W: 9, L: 13; Big Ten: 2-8/8th
(H:5-5, A: 4-6, N: 0-2)

	W/L	Opponent	OSU-OPP
12/4	W	Capital	29-23
12/11	W	Kenyon	42-12
12/15	W	Ohio Wesleyan	30-23
12/17	L	!vs. St. Marys	23-24
12/29	W	@Piqua	33-32
12/30	L	@Ottawa	18-48
12/31	L	@Detroit YMCA	11-20
1/1	L	%vs. Buckeye Pts.	13-25
1/8	L	Northwestern	23-26
1/15	L	@Illinois	10-21
1/18	L	Oberlin	20-24
1/22	W	Purdue	24-19
1/25	L	@Northwestern	12-39
2/4	W	@Purdue	25-19
2/12	L	@Indiana	17-26
2/15	W	@Ohio Wesleyan	30-26
2/19	L	Chicago	13-25
2/22	L	Indiana	26-29
2/26	W	Mount Union	44-18
3/3	L	@Chicago	12-27
3/6	L	Illinois	22-28
3/11	W	@Oberlin	22-20

! Dayton, Ohio % Toledo, Ohio

1916-17
W: 15, L: 11; Big Ten: 3-9/7th
(H: 6-6, A: 7-5, N: 2-0)

	W/L	Opponent	OSU-OPP
12/8	W	Otterbein	52-11
12/15	W	Capital	35-18
12/19	W	@Ohio Wesleyan	20-18
12/23	L	@Miami (O)	23-24
12/27	L	@Sharon (Pa.)	22-25
12/28	W	!vs. Westinghouse	38-18
12/29	W	@Youngstown	40-28
1/1	W	@Elyria	33-25
1/1	W	&vs. Buckeye Pts.	21-19
1/2	W	@Detroit YMCA	25-24
1/6	L	Wisconsin	22-30
1/8	L	Illinois	14-38
1/13	W	Oberlin	38-14
1/20	W	Case	36-21
1/23	W	Ohio Wesleyan	23-22
2/3	L	@Minnesota	24-25
2/5	L	@Illinois	21-34
2/9	L	Purdue	28-29
2/12	L	Minnesota	16-19
2/16	W	@Northwestern	29-12
2/17	L	Wisconsin	15-40
2/22	W	Northwestern	27-25
2/24	L	Indiana	19-24
3/2	W	@Indiana	30-14
3/3	L	@Purdue	17-32
3/10	W	@Oberlin	29-10

! Pittsburgh, Pa. % Toledo, Ohio

1917-18
W: 13, L: 7; Big Ten: 5-5/7th-T
(H: 7-2, A: 6-5)

	W/L	Opponent	OSU-OPP
	W	@Hamilton	38-17
	L	@Dayton Triangles	22-30
	W	@Detroit YMCA	28-27
	W	@Detroit YMCA	15-13
1/15	W	Ohio Wesleyan	46-20
1/21	W	Michigan	37-7
2/2	L	@Northwestern	36-57
2/4	L	@Purdue	32-50
2/6	L	@Ohio Wesleyan	20-22
2/9	W	Indiana	28-22
2/11	L	@Illinois	21-35
2/12	W	@Indiana	23-21
2/16	W	@Oberlin	28-14
2/18	L	Illinois	23-26
2/22	L	Purdue	20-38
2/25	W	Northwestern	30-24
2/28	W	Camp Sherman	36-31
3/2	W	Oberlin	38-17
3/5	W	Columbus AC	43-18
3/9	W	@Michigan	34-27

1918-19
W: 7, L: 12; Big Ten: 2-6/9th
(H: 4-4, A: 3-7, N: 0-1)

	W/L	Opponent	OSU-OPP
12/25	W	@Hardin AC	46-32
12/25	L	@Hardin AC	19-36
12/26	L	@Toledo	27-30
12/27	L	!vs. Rayls	19-32
1/11	W	Ohio Wesleyan	16-13
1/14	L	@Dayton Triangles	21-28
1/18	W	Oberlin	35-24
1/20	L	@Illinois	20-25
1/25	W	Denison	27-25
2/1	L	@Oberlin	18-20
2/7	W	@Indiana	22-21
2/8	L	@Purdue	20-42
2/15	L	Indiana	31-37
2/18	W	@Ohio Wesleyan	40-32
2/21	L	@Michigan	20-38
2/22	L	Wittenberg	21-25
2/24	W	Illinois	32-15
3/1	L	Purdue	21-27
3/8	L	Michigan	20-23

! Detroit

1919-20
W: 17, L: 10; Big Ten: 3-9/7th
(H: 6-4, A: 9-5, N: 2-1)

	W/L	Opponent	OSU-OPP
12/13	W	Wooster	40-19
12/18	W	Ohio Wesleyan	41-17
12/27	W	@Canton	41-19
12/28	W	@Youngstown Duq.	35-18
12/29	W	!vs. Westinghouse	34-32
12/30	L	%vs. Goodyear	24-26
12/31	W	@Toledo	33-20
1/1	W	&vs. Toledo St. John's	18-15
1/2	W	@Wittenberg	33-23
1/3	W	@Cincinnati	35-13
1/7	W	Oberlin	33-20
1/10	L	Indiana	11-21
1/12	L	@Illinois	22-40
1/17	W	Purdue	37-35
1/30	L	@Chicago	22-46
1/31	W	@Michigan	30-18
2/9	L	Illinois	27-35
2/11	L	Chicago	13-19
2/13	W	@Case	48-27
2/14	W	@Oberlin	32-13
2/21	W	Denison	30-29
2/24	L	@Wisconsin	27-31
2/28	L	@Indiana	16-17
3/1	L	@Purdue	25-63
3/8	L	Wisconsin	22-34
3/10	W	@Ohio Wesleyan	38-20
3/13	W	Michigan	34-20

! Pittsburgh, Pa. %Akron, Ohio & Toledo, Ohio

1920-21
W:4 , L: 13; Big Ten: 2-10/9th
(H: 2-9, A: 2-4)

	W/L	Opponent	OSU-OPP
12/11	W	Wittenberg	27-26
12/15	L	Ohio Wesleyan	33-34
12/31	W	Cornell	33-22
1/3	L	Princeton	19-27
1/8	L	Indiana	21-29
1/15	W	@Michigan	22-10
1/22	L	Purdue	32-40
1/25	L	Chicago	21-32
2/8	L	@Illinois	11-46
2/12	L	@Purdue	23-41
2/14	L	@Indiana	11-33
2/19	W	@Chicago (ot)	31-30
2/21	L	Wisconsin	25-42
2/25	L	Denison	32-36
2/28	L	Illinois	32-35
3/5	L	Michigan	25-36
3/8	L	@Wisconsin	24-34

1921-22
W: 8, L: 10; Big Ten: 5-7/6th-T
(H: 6-6, A: 2-4)

	W/L	Opponent	OSU-OPP
12/10	L	Cincinnati	17-33
12/17	L	Ohio Wesleyan	19-21
12/21	W	Wittenberg	30-18
12/27	W	Yale	33-15
12/30	W	Dartmouth	24-23
1/7	L	@Chicago	14-25
1/9	W	@Michigan	25-22
1/14	L	Illinois	36-48
1/20	W	Indiana	23-17
2/7	L	Denison	31-34
2/11	L	Michigan	17-38
2/18	L	@Iowa	27-31
2/20	L	@Illinois	22-41
2/22	W	Chicago	29-23
2/25	L	@Northwestern	18-20
2/27	W	@Indiana	20-18
3/4	W	Northwestern	35-33
3/6	L	Iowa	18-34

1922-23
W: 4, L: 11; Big Ten:1-11/9th-T
(H: 3-6, A: 1-5)

	W/L	Opponent	OSU-OPP
12/15	W	Ohio Wesleyan	32-27
12/19	W	Wittenberg	38-28
12/30	W	Vanderbilt	28-20
1/8	L	Illinois	31-36
1/13	L	Northwestern	24-26
1/19	L	@Chicago	30-32
1/20	L	@Iowa	21-46
1/27	L	@Michigan	25-49
1/29	W	@Northwestern	20-18
2/10	L	Purdue	21-26
2/12	L	Iowa	25-36
2/17	L	Chicago	18-27
2/22	L	Michigan	14-39
2/27	L	@Purdue	20-53
3/5	L	@Illinois	21-36

1923-24
W: 12, L: 5; Big Ten: 7-5/4th-T
(H: 9-1, A: 2-4, N: 1-0)

	W/L	Opponent	OSU-OPP
12/8	W	Kenyon	45-9
12/11	W	Ohio Wesleyan	31-20
12/15	W	Wittenberg	32-26
12/27	W	!vs. Pennsylvania	35-22
12/31	W	Yale	43-30
1/8	L	@Purdue	23-24
1/12	L	Illinois	24-27
1/21	W	Iowa	43-28
1/25	L	@Indiana	29-31
1/28	W	Minnesota	33-29
2/9	W	@Iowa	26-24
2/11	W	@Illinois	25-22
2/16	W	Indiana	31-27
2/23	W	Wisconsin	27-13
2/27	W	Purdue	39-26
3/1	L	@Minnesota	38-41
3/3	L	@Wisconsin	20-30

! Cleveland, Ohio

1924-25
W: 14, L: 2; Big Ten: 11-1/1st
(H: 9-1, A: 5-1)

	W/L	Opponent	OSU-OPP
12/10	W	Ohio Wesleyan	41-32
12/13	W	Western Reserve	45-14
12/31	W	Butler	34-25
1/3	L	Princeton	34-39
1/10	W	Indiana	30-22
1/13	W	@Wisconsin	27-20
1/17	L	@Michigan	29-39
1/24	W	Northwestern	21-17
1/31	W	@Chicago	24-23
2/2	W	@Minnesota	32-20
2/14	W	Minnesota	26-20
2/16	W	Michigan	32-13
2/23	W	@Northwestern	34-23
2/28	W	Chicago	43-25
3/7	W	@Indiana	28-26
3/14	W	Wisconsin	37-23

1925-26
W: 10, L: 7; Big Ten: 6-6/5th-T
(H: 9-1, A: 1-6)

	W/L	Opponent	OSU-OPP
12/12	W	Ohio University	33-27
12/15	W	Ohio Wesleyan	40-19
12/30	L	Cornell	15-23
1/1	W	Princeton	36-25
1/3	W	@Pittsburgh	47-33
1/9	W	Purdue	28-25
1/13	L	@Purdue	22-29
1/16	W	Illinois	30-18
1/23	W	Iowa	35-21
1/30	L	@Chicago	20-21
2/6	W	Chicago	18-14
2/12	L	@Northwestern	18-27
2/13	L	@Illinois	31-35
2/20	W	Michigan	32-31
2/27	W	Northwestern	34-22
3/6	L	@Michigan	28-44
3/8	L	@Iowa	17-18

The 1912-13 team was Ohio State's first as a member of the Big Ten Conference. The Buckeyes went on to post a 4-5 league mark.

RESULTS BY YEAR

1926-27
W: 11, L: 6; Big Ten: 6-6/7th (H: 9-2, A: 2-4)

	W/L	Opponent	OSU-OPP
12/10	W	Ohio Wesleyan	32-19
12/14	W	Ohio University	38-26
12/29	W	Princeton	33-13
12/31	W	Cornell	41-20
1/3	W	Pittsburgh	48-23
1/8	L	@Purdue	27-35
1/10	L	@Wisconsin	16-25
1/18	W	Illinois	29-28
1/22	W	Minnesota	32-20
1/29	W	@Minnesota	33-31
2/5	L	@Iowa	25-39
2/7	L	@Illinois	30-43
2/12	L	Purdue	29-33
2/19	W	Wisconsin	20-16
2/22	W	@Indiana	27-18
3/5	W	Iowa	30-28
3/9	L	Indiana	31-36

1927-28
W: 5, L: 12; Big Ten: 3-9/7th
(H: 4-5, A: 1-7)

	W/L	Opponent	OSU-OPP
12/10	W	Ohio Wesleyan	42-36
12/17	W	Muskingum	28-27
12/31	L	@Pittsburgh	32-50
1/2	L	@Pennsylvania	28-33
1/4	L	Princeton	27-28
1/7	L	Wisconsin	13-30
1/16	L	@Michigan	21-41
1/19	W	Northwestern	43-38
1/21	L	Chicago	21-25
2/4	W	@Minnesota (2ot)	42-40
2/6	L	@Chicago	24-27
2/13	L	@Indiana	26-43
2/18	L	@Wisconsin	18-21
2/22	L	Indiana	17-52
2/25	W	Minnesota	46-37
2/27	L	Michigan	39-45
3/5	L	@Northwestern	21-43

1928-29
W: 9, L: 8; Big Ten: 6-6/5th-T
(H: 5-5, A: 4-3)

	W/L	Opponent	OSU-OPP
12/8	L	Ohio Wesleyan	21-36
12/14	W	Pennsylvania	29-23
12/17	L	Pittsburgh	26-34
1/2	W	North Carolina	43-30
1/5	L	@Iowa	26-34
1/7	W	@Northwestern	31-28
1/12	W	Illinois	27-22
1/14	L	Northwestern	24-27
1/26	W	Chicago	40-30
2/2	W	@Army	44-30
2/9	L	@Michigan	24-34
2/16	W	@Illinois	35-30
2/18	W	@Chicago	35-31
2/22	L	Purdue	23-39
2/25	W	Iowa	42-23
3/2	L	Michigan	26-27
3/4	L	@Purdue	34-45

1929-30
W: 9, L:15; Big Ten: 1-9/9th
(H: 6-4, A: 3-11)

	W/L	Opponent	OSU-OPP
12/9	W	*Capital	46-11
12/11	W	*@Capital	30-28
12/14	W	Ohio University	26-24
12/16	W	*Bliss	35-15
12/28	W	Notre Dame	29-22
12/31	L	@Pittsburgh (ot)	33-38
1/1	L	@Pennsylvania	25-31
1/6	L	@Illinois	15-19
1/7	L	*@Heidelberg	23-25
1/11	L	Wisconsin	25-32
1/11	L	*@Wilmington	11-28
1/14	W	*@Cedarville	47-30
1/18	L	*@Ashland	27-28
1/24	W	*@Denison	24-12
1/25	W	Minnesota	30-19
2/1	L	@Minnesota	26-29
2/3	L	@Purdue	14-60
2/8	L	Indiana	22-26
2/15	L	Purdue (ot)	25-27
2/17	L	Illinois	16-26
2/21	L	*@Bluffton	27-28
2/22	W	Army	31-30
3/1	L	@Indiana	15-27
3/3	L	@Wisconsin	23-32

** Game played by Buckeye "B" team*

1930-31
W: 4, L: 13; Big Ten: 3-9/9th
(H: 4-4, A: 0-9)

	W/L	Opponent	OSU-OPP
12/13	L	Pittsburgh	17-25
12/31	W	Cornell	38-24
1/6	L	@Notre Dame	24-27
1/10	W	Wisconsin	29-19
1/12	L	@Indiana	21-23
1/17	W	Michigan	22-16
1/24	L	@Northwestern	22-35
1/26	L	@Michigan	22-40
1/31	L	@Army	29-40
2/2	L	@Columbia	29-30
2/16	L	Chicago	25-26
2/21	L	Minnesota	21-22
2/23	L	@Wisconsin	24-28
2/28	L	Northwestern	18-32
3/2	W	Indiana	31-15
3/7	L	@Chicago	22-31
3/9	L	@Minnesota	24-31

1931-32
W: 9, L: 9; Big Ten: 5-7/6th
(H: 6-4, A: 3-5)

	W/L	Opponent	OSU-OPP
12/8	W	Ohio University	25-18
12/12	W	Missouri	30-17
12/22	W	Yale	33-20
12/31	L	Vanderbilt	27-28
1/5	W	@Illinois	29-28
1/8	L	Purdue	33-38
1/9	W	Iowa	20-17
1/16	W	@Iowa	40-23
1/23	L	@Northwestern	24-25
1/28	L	Michigan	25-38
2/6	W	@Virginia	30-26
2/7	L	@Navy	32-35
2/13	W	Illinois	29-26
2/16	L	@Purdue	26-43
2/20	L	@Chicago	26-29
2/27	W	Chicago	40-31
2/29	L	Northwestern	19-26
3/7	L	@Michigan	27-30

1932-33
W: 17, L: 3; Big Ten: 10-2/1st-T
(H: 8-1, A: 9-2)

	W/L	Opponent	OSU-OPP
12/6	W	@Toledo	64-10
12/10	L	Ohio Wesleyan	38-40
12/28	W	Notre Dame	30-24
12/21	W	@Vanderbilt	45-25
1/2	W	@Kentucky	46-30
1/7	W	Indiana	35-28
1/14	W	Minnesota	43-28
1/16	W	Illinois	33-22
1/20	W	@Xavier	31-19
1/27	W	@Western Reserve	43-28
2/4	W	@Minnesota	24-23
2/6	W	@Wisconsin	31-30
2/11	W	Army	41-25
2/13	W	@Illinois (ot)	31-29

1939 Buckeyes — Final Four/2nd

Front row — Charles Magg, Gil Mickelson, Bob Lynch, Dick Baker, Jimmy Hull, John Schick, Jack Dawson, Bill Sattler, Don Scott and Dick Boughner. Back row — Athletics Director L.W. St. John, Assistant Coach J.E. Blickle, Jed Mees, Bob Stafford, Head Coach Harold Olsen, Bill Gall, Maynard Edwards, Trainer Tucker Smith, Manager Ray Hertz.

2/18	W	Purdue	28-27
2/20	W	Iowa	38-23
2/25	L	@Iowa	29-37
2/27	W	@Purdue	29-17
3/4	W	Wisconsin	37-20
3/6	L	@Indiana	28-40

1933-34
W: 8, L: 12; Big Ten: 4-8/8th
(H: 3-6, A: 5-6)

	W/L	Opponent	OSU-OPP
12/9	L	Ohio Wesleyan	23-34
12/16	W	Western Ontario	41-20
12/30	L	@Pittsburgh	18-27
1/1	W	@Dayton	47-25
1/3	W	Princeton	41-34
1/6	W	@Chicago	42-32
1/8	L	Indiana	22-38
1/13	L	Northwestern	25-32
1/15	W	@Indiana	27-23
1/20	W	@Minnesota	28-24
1/22	L	@Northwestern	31-42
1/22	L	@Michigan	28-32
2/3	L	Minnesota	39-41
2/10	L	@Marquette	28-39
2/12	L	@Wisconsin	23-42
2/17	L	Michigan	20-26
2/19	W	Chicago	33-30
2/24	L	Wisconsin	38-44
3/3	L	@Notre Dame	21-33
3/5	W	@Western Reserve	36-33

1934-35
W: 12, L: 7; Big Ten: 8-4/4th
(H: 8-2, A: 4-5)

	W/L	Opponent	OSU-OPP
12/8	W	Ohio University	31-30
12/12	W	Marietta	32-21
12/15	W	Carleton	24-13
12/28	L	@Temple	24-28
12/29	L	@Maryland	41-50
12/31	W	@Xavier	31-28
1/5	L	@Iowa	21-32
1/7	W	@Michigan (ot)	33-30
1/12	L	Illinois	23-44
1/21	W	Chicago	37-21
1/26	W	@Northwestern	39-19
1/28	W	@Chicago	37-34
1/31	W	Notre Dame	31-22
2/4	L	@Purdue	41-42
2/9	L	Iowa	12-24
2/11	W	Northwestern	41-29
2/18	L	@Illinois	36-43
2/23	W	Purdue	40-39
3/2	W	Michigan	30-28

1935-36
W: 12, L: 8; Big Ten: 5-7/6th
(H: 7-3, A: 5-5)

	W/L	Opponent	OSU-OPP
12/12	W	George Washington	36-27
12/14	W	Evansville	38-21
12/16	W	@Muskingum	50-25
1/1	W	Harvard	38-13
1/4	W	Wisconsin	44-23
1/6	L	Purdue	27-36
1/11	L	@Iowa	23-25
1/13	W	@Illinois	18-13
1/18	W	Iowa	34-26
1/25	W	@Pennsylvania	41-37
1/27	L	@George Washington	23-45
2/1	L	Minnesota	21-42
2/3	L	@Purdue	27-48
2/10	W	@Minnesota	44-28
2/11	L	@Wisconsin	25-34
2/15	W	Indiana	43-34
2/24	W	Ohio Wesleyan	31-20
2/29	L	Illinois	29-30
3/2	L	@Indiana	34-40
3/3	W	@Notre Dame	28-23

1936-37
W: 13, L: 7; Big Ten: 7-5/5th
(H: 6-1, A: 6-6, N: 1-0)

	W/L	Opponent	OSU-OPP
12/11	W	Denison	42-16
12/21	W	@Creighton	35-28
12/22	L	@Nebraska	23-32
12/26	L	@California	31-33
12/28	W	@California	30-28
12/30	W	@USC	40-38
12/31	W	@UCLA	48-39
1/9	W	!vs. New York University	39-32
1/11	W	Wisconsin	28-22
1/16	W	Minnesota	23-22
1/18	L	@Indiana	36-43
1/23	W	@Michigan	37-32
2/1	W	Chicago	19-16
2/6	L	@Minnesota	14-31
2/8	L	@Wisconsin (ot)	33-35
2/13	W	Indiana	48-44
2/15	W	Northwestern	33-30
2/20	W	@Chicago	32-27
2/22	L	@Northwestern	29-44
2/27	L	Michigan	24-38

! Madison Square Garden

RESULTS BY YEAR



1944 Buckeyes — Final Four/3rd

Front row — Floyd Griffith, Dick Davis, Dick McQuade, Tom Melziva, Ollie Fink and Oris Burley. Middle row — Rodney Caudill, Paul Huston, Jack Dugger, Don Grate, Arnold Risen, Bob Bowen and Bill Gunton. Back row — Manager Ken Watkins, Assistant Coach Jack Graf, Ernie Plank, Al Updike, Dave Belknap, Jack Hammett, Head Coach Harold Olsen and Trainer Ernie Biggs.

1937-38
W: 12, L: 8; Big Ten: 5-5/3rd
(H: 8-2, A: 4-6)

	W/L	Opponent	OSU-OPP
12/7	W	@Marietta	29-23
12/11	W	Nebraska	42-31
12/27	W	Creighton	31-17
12/29	L	California	27-34
1/1	W	@Baltimore	53-37
1/3	L	@George Washington	35-46
1/8	L	@Northwestern	34-35
1/10	L	@Michigan	28-38
1/15	W	Iowa	48-29
1/22	W	Illinois	46-26
1/24	L	Michigan	26-29
1/31	L	@Toledo	45-54
2/3	W	Ohio University	47-40
2/5	W	@Iowa	51-43
2/7	W	@Chicago	36-34
2/12	W	Purdue	37-29
2/19	L	@Illinois	34-42
2/21	L	@Purdue	36-49
2/28	W	Northwestern	41-36
3/5	W	Chicago	41-29

1938-39
W: 16, L: 7; Big Ten: 9-2/1st
(H: 7-0, A: 7-6, N: 2-1)

	W/L	Opponent	OSU-OPP
12/10	W	George Washington	43-37
12/22	L	@Washington	41-43
12/23	L	@Washington	37-51
12/26	W	@UCLA	46-38
12/27	L	!@California	35-49
12/29	W	@UCLA	59-57
12/30	L	@California	42-45
1/7	W	Indiana	45-38
1/14	W	@Northwestern	38-33
1/16	L	@Illinois	31-45
1/21	W	@Army	48-39
1/23	W	Michigan	45-31
1/28	W	Chicago	52-25
2/4	W	@Minnesota (ot)	31-30
2/6	L	@Indiana	34-46
2/18	W	Iowa	53-40
2/20	W	Northwestern	30-26
2/25	W	@Wisconsin	46-38
2/27	W	@Michigan	42-28
3/4	W	Purdue	51-35
3/17	W	*vs. Wake Forest	64-52
3/18	W	*vs. Villanova	53-36
3/27	L	**vs. Oregon	33-46

! Berkeley, Calif.
**NCAA Eastern Regionals, Philadelphia*
***National Championship game, Evanston, Ill.*

1939-40
W: 13, L: 7; Big Ten: 7-4/3rd
(H: 10-3, A: 3-4)

	W/L	Opponent	OSU-OPP
12/14	W	Wabash	34-22
12/16	W	Wooster	64-35
12/27	L	Kentucky	30-36
12/30	L	Pittsburgh	30-34
1/1	L	Cornell	28-29
1/3	W	California	49-45
1/6	L	@Michigan	35-40
1/8	L	@Purdue	32-49
1/13	W	Illinois	37-31
1/15	W	Northwestern	32-31
2/3	W	@Butler	51-45
2/5	W	Mexico YMCA	56-33
2/10	W	@Chicago	44-36
2/12	L	@Iowa	33-43
2/17	W	Wisconsin	41-35
2/19	W	@Northwestern	58-52
2/24	W	Minnesota	48-43
2/26	W	Indiana	44-26
3/2	W	Michigan	51-32
3/4	L	@Indiana	31-52

1940-41
W: 10, L: 10; Big Ten: 7-5/3rd
(H: 8-4, A: 2-6)

	W/L	Opponent	OSU-OPP
12/10	W	West Virginia	58-44
12/14	L	Butler	49-51
12/21	L	@Michigan State	38-46
12/28	L	Princeton	31-40
12/30	L	Pittsburgh	34-48
1/2	W	Creighton	55-42
1/6	W	@Michigan	49-39
1/11	W	Northwestern	46-40
1/13	W	Chicago	67-38
1/18	W	Duquesne	44-33
1/25	L	@Wisconsin	31-46
1/27	L	@Minnesota	43-46
2/1	L	@Butler	30-52
2/3	L	@Indiana	25-45
2/8	W	Iowa	49-44
2/15	W	Purdue	57-38
2/17	L	Indiana	33-40
2/22	W	@Northwestern	35-29
2/24	L	@Illinois	35-53
3/1	W	Michigan	45-37

1941-42
W: 6, L: 14; Big Ten: 4-11/9th
(H: 6-4, A: 0-9, N: 0-1)

	W/L	Opponent	OSU-OPP
12/10	W	Great Lakes	38-32
12/13	W	Kentucky	43-41
12/22	L	@Creighton	34-60
12/28	L	@California	38-50
12/29	L	!vs. Stanford	45-60
1/3	L	Minnesota	42-56
1/7	L	@Minnesota	33-63
1/10	L	@Purdue	32-45
1/12	L	Illinois	49-58
1/17	W	Iowa	54-52
1/19	W	Northwestern	51-41
1/24	L	@Michigan	39-53
1/26	W	Chicago	63-35
1/31	W	Purdue	46-40
2/2	L	Indiana	43-46
2/9	L	@Iowa	44-52
2/14	L	@Wisconsin	39-49
2/21	L	@Illinois	31-44
2/25	L	Wisconsin	39-44
3/7	L	@Indiana	33-48

! at Berkeley, Calif.

1942-43
W: 8, L: 9; Big Ten: 5-7/6th
(H: 4-4, A: 4-5)

	W/L	Opponent	OSU-OPP
12/8	W	Ohio Wesleyan	41-29
12/12	L	Great Lakes	46-49
12/30	L	@Rochester	52-53
12/31	W	@Pittsburgh	48-44
	W	@Kentucky	45-40
1/9	L	@Indiana	37-45
1/11	L	@Indiana	31-61
1/18	W	Chicago	47-29
1/23	W	@Purdue	34-32
1/25	L	@Purdue	38-56
2/6	L	Illinois	48-60
2/8	L	Illinois	44-50
2/20	W	Michigan	46-44
2/22	W	Michigan	53-48
2/27	L	@Iowa	41-43
3/1	W	@Iowa	53-46
3/6	L	Northwestern	54-63

1943-44
W: 14, L: 7; Big Ten: 10-2/1st
(H: 7-3, A: 6-3, N: 1-1)

	W/L	Opponent	OSU-OPP
12/11	W	Denison	60-49
12/13	L	Kentucky	28-40
12/28	W	@Norfolk Navy	62-54
12/29	L	@Norfolk Navy	36-64
1/1	L	@Great Lakes	46-52
1/8	W	Pittsburgh	59-38
1/14	W	Indiana	72-46
1/15	W	Indiana	74-38
1/22	L	@Northwestern	40-42
1/24	W	@Chicago	83-44
1/28	W	@Michigan	53-49
1/29	W	@Michigan	52-39
2/4	L	Purdue	49-59
2/5	W	Purdue	54-47
2/11	W	Iowa	63-49
2/12	W	Iowa	56-42
2/18	W	@Illinois	52-41
2/19	W	@Illinois	54-53
2/25	L	DePaul	49-61
3/24	W	*vs. Temple	57-47
3/25	L	**vs. Dartmouth	53-60

** NCAA Eastern Regionals, New York City*
*** Final Four, New York City*

1944-45
W: 15, L: 5; Big Ten: 10-2/2nd
(H: 9-0, A: 5-3, N: 1-2)

	W/L	Opponent	OSU-OPP
12/9	W	Michigan State	58-31
12/18	W	Utah	64-36
12/23	L	@Kentucky (ot)	48-53
12/28	W	@Michigan State	67-31
12/30	W	@Michigan (ot)	44-41
1/1	L	!vs. Great Lakes	50-60
1/3	W	Wyoming	44-36
1/6	L	@Purdue	36-37
1/13	W	Northwestern	53-46
1/20	W	Michigan	61-47
1/22	W	Purdue	50-35
2/3	W	Wisconsin	40-36
2/9	W	@Wisconsin	63-34
2/10	W	@Northwestern	36-32
2/16	L	@Illinois	41-56
2/17	W	@Indiana	63-45
2/23	W	Illinois	60-44
2/24	W	Indiana	85-52
3/22	W	*vs. Kentucky	45-37
3/24	L	**vs. New York Univ. (ot)	65-70

! Cleveland, Ohio
** NCAA Eastern Regionals, New York City*
*** Final Four, New York City*

1945-46
W: 16, L: 5; Big Ten: 10-2/1st
(H: 9-0, A: 5-3, N: 2-2)

	W/L	Opponent	OSU-OPP
12/4	L	!vs. Wright Field	45-47
12/8	W	Pittsburgh	47-37
12/15	W	@Illinois	50-46
12/21	W	Oregon	57-41
12/27	W	Michigan State	62-42
12/29	W	Michigan	57-40
1/5	W	Purdue	57-50
1/12	W	Illinois	41-35
1/19	L	@Indiana	39-44
1/21	W	@Purdue	48-38
1/26	L	@Michigan	46-62
1/28	W	Northwestern	47-41
1/30	W	@Pittsburgh	43-33
2/9	W	Indiana(ot)	53-52
2/11	W	Chicago	46-25
2/16	L	@Michigan State	41-64
2/22	W	@Chicago	53-31
2/23	W	@Northwestern	53-46
3/21	W	*vs. Harvard	46-38
3/23	L	**vs. North Carolina	57-60
3/26	W	**vs. California	63-45

! Dayton, Ohio
** NCAA Eastern Regionals, New York City*
*** Final Four, New York City*

1946-47
W: 7, L: 13; Big Ten: 5-7/6th
(H: 4-3, A: 3-10)

	W/L	Opponent	OSU-OPP
12/7	W	Pittsburgh	39-33
12/21	L	@Washington	45-49
12/23	L	@Washington	46-52
12/27	L	@California	47-57
12/28	L	@California	32-48
1/4	W	Minnesota	43-41
1/6	L	Indiana	39-62
1/11	L	@Iowa	35-61
1/13	L	@Illinois	42-61
1/18	W	Northwestern	60-49
1/20	L	@Pittsburgh	41-51
1/27	L	@Butler	50-54
2/1	L	Illinois	58-59
2/8	L	@Michigan	53-56
2/10	W	Purdue	75-61
2/15	W	@Michigan State	58-46
2/22	W	@Wisconsin	57-56
2/24	L	@Indiana	43-46
2/28	W	@Northwestern	62-42
3/3	L	Michigan	62-66

RESULTS BY YEAR

1947-48
W: 10, L: 10; Big Ten: 5-7/6th
(H: 8-4, A: 2-6)

	W/L	Opponent	OSU-OPP
12/5	L	Oklahoma	53-62
12/13	W	@Marquette	83-70
12/20	W	Texas A&M	54-40
12/26	L	Washington	55-61
12/27	W	Washington	68-60
1/3	W	Northwestern	64-60
1/5	L	Iowa	41-49
1/10	L	@Illinois	58-61
1/12	L	@Indiana	54-71
1/17	W	Pittsburgh	74-56
1/24	L	@Purdue	64-69
1/26	L	Butler	47-57
2/2	W	Michigan	70-66
2/7	L	@Minnesota	55-68
2/9	L	@Northwestern	45-47
2/14	W	Illinois	57-50
2/16	W	Wisconsin	53-47
2/21	W	@Michigan State	72-50
2/23	W	Indiana	60-45
2/28	L	@Michigan	36-40

1948-49
W: 14, L: 7; Big Ten: 6-6/4th
(H: 7-2, A: 7-5)

	W/L	Opp.	OSU(#)-OPP(#)
12/4	W	Butler	60-48
12/6	W	Marquette	72-47
12/18	L	Oklahoma (ot)	55-64
12/21	W	@California	74-60
12/22	W	@California	68-64
12/27	W	@Denver	66-57
1/8	W	Northwestern	68-56
1/10	L	Illinois	63-64
1/15	L	@Iowa	49-53
1/17	W	@Wisconsin	57-54
1/22	W	Purdue	66-56
1/29	L	@Michigan	48-54
2/5	W	Minnesota	48-39(5)
2/7	W	Indiana	72-59
2/12	L	@Illinois	49(18)-64(4)
2/14	W	@St. Louis	68(18)-60(2)
2/19	L	@Northwestern	50-62
2/21	L	@Indiana	45-65
2/26	W	@Michigan	69(18)-44
2/28	W	Michigan State	70(18)-51
3/5	W	@DePaul	63(19)-51

(#) Indicates AP ranking

1949-50
W: 22, L: 4; Big Ten: 12-1/1st
(H: 11-1, A: 8-2, N: 3-1)

	W/L	Opp.	OSU(#)-OPP(#)
12/3	L	DePaul	68-70
12/5	W	Marquette	82-53
12/10	W	@Butler	67-65
12/23	W	California	78-67
12/28	W	!vs. Cornell	43-42
12/29	W	!vs. Harvard	59-48
1/2	L	@Bradley	46-65
1/7	W	Illinois	83-62
1/9	W	@DePaul	70-62
1/14	W	Northwestern	61(15)-51
1/16	W	Michigan	74(15)-58
1/21	L	@Illinois	50(11)-66
1/23	W	Iowa	68(11)-54
1/28	W	@Minnesota	63(13)58(18)
1/30	W	@Purdue	59(13)-52
2/4	W	Wisconsin	61(7)-47(17)
2/6	W	@Indiana	56(7)-55(12)
2/11	W	Michigan State	87(4)-43
2/13	W	@Missouri	47(4)-46
2/18	W	@Northwestern	68(3)-46
2/20	W	Indiana	75(3)-65
2/27	W	@Michigan	69(3)-58
3/9	W	Butler	66(2)-65
3/18	W	DePaul	70(2)-63
3/23	L	*New York University	55(2)-56
3/25	W	**Holy Cross	72(2)-52(4)

(#) Indicates AP ranking
! MSU Holiday Classic, East Lansing, Mich.
** NCAA Eastern Regionals, New York City*
*** Regional Third-Place game, New York City*

1950-51
W: 6, L: 16; Big Ten: 3-11/9th
(H: 4-7, A: 2-7, N: 0-2)

	W/L	Opp.	OSU(#)-OPP(#)
12/4	L	Kansas State	51-68
12/6	W	Butler	72-50
12/9	W	@Marquette	76-55
12/11	L	Missouri	51-61
12/23	W	St. Louis	65-55
12/29	L	!vs. Princeton	49-55
12/30	L	!vs. Penn State	58-67
1/6	L	Indiana	62-77(6)
1/8	L	@Minnesota	64-77
1/13	L	Wisconsin	67-74
1/20	L	@Northwestern	75-81
1/22	L	@Indiana	59-69(6)
1/27	W	Michigan State	58-49
1/29	L	Northwestern	67-78
2/3	W	Purdue	84-72
2/5	L	@Wisconsin	51-56
2/10	L	@Iowa	71-83
2/12	L	@Illinois	59-79(16)
2/17	L	Minnesota	56-70
2/19	W	@Michigan	68-66
2/24	L	Illinois	69-89(10)
3/3	L	@DePaul	67-94

(#) Indicates AP ranking
! MSU Holiday Classic, East Lansing, Mich.

1951-52
W: 8, L: 14; Big Ten: 6-8/5th-T
(H: 6-3, A: 2-11)

	W/L	Opp.	OSU(#)-OPP(#)
12/3	L	@Kansas State	54-78
12/11	L	Denver	58-67
12/15	W	Butler	75-74
12/22	L	@Utah	48-61
12/26	W	@Oregon State	61-57
12/28	L	@Washington	43-78(3)
12/29	L	@Washington State	54-62
1/5	L	@Northwestern	70-75
1/7	W	Indiana	73-72(5)
1/12	L	@Wisconsin	51-58
1/14	W	@Purdue	85-69
1/21	W	Minnesota	59-58
1/31	L	@St. Louis	58-62(6)
2/2	L	Illinois	62-66(3)
2/4	L	@Minnesota	56-84
2/9	L	@Michigan State	52-70
2/12	W	Northwestern	79-61
2/16	L	@Illinois	53-80(6)
2/18	L	Iowa	62-75(5)
2/23	W	Michigan	80-67
2/25	L	@Indiana	80-95
3/1	W	Wisconsin	69-56

(#) Indicates AP ranking

1952-53
W: 10, L: 12; Big Ten: 7-11/7th
(H: 7-4, A: 3-8)

	W/L	Opp.	OSU(#)-OPP(#)
12/6	W	St. Louis	81-71
12/13	L	@Butler	60-63
12/20	W	Pittsburgh	76-70
12/27	L	@Illinois	62-87(2)
12/29	W	Northwestern	82-70
1/3	L	@Michigan State	57-68
1/5	W	@Michigan	79-46
1/10	W	@Purdue	67-65
1/12	L	Indiana	68-88(7)
1/19	L	@Wisconsin	51-64
1/24	L	@Minnesota	64-82(19)

1946 Buckeyes — Final Four/3rd
Front row — Jim Hall, John Lovett, Stan Palmer and Chuck Goldman. Middle row — Bill Biel, Clark Elliott, Wayne Wells, Paul Huston, Ray Snyder, Warren Amling, Bob Bowen, Jack Underman and Wilbur Johnston. Back row — Head Coach Harold Olsen, Athletic Director L.W. St. John, Assistant Coach Jack Graf, Dave Hackett, Bob Merrell, Jack Russell, Charles Kuhn, John Wallin, Manager Bob Blake, Trainer George Busenberg, Manager Jim DeLeone.

1/26	L	@Northwestern	73-82
2/2	W	Purdue	79-77
2/7	W	Michigan State	73-62
2/9	W	Minnesota	81-71
2/14	W	@Pittsburgh	62-53
2/16	L	Iowa	68-71
2/21	L	@Indiana	67-81(2)
2/23	L	@Iowa	75-90
2/28	L	Wisconsin	63-69
3/7	L	Illinois	74-93(10)
3/9	W	Michigan	95-71

(#) Indicates AP ranking

1953-54
W: 11, L: 11; Big Ten: 5-9/7th
(H: 7-4, A: 4-7)

	W/L	Opp.	OSU(#)-OPP(#)
12/5	W	@Butler	93-78
12/8	W	@St. Louis	91-86(18)
12/12	W	Oklahoma	73-64
12/19	L	@Louisville	76-85
12/21	W	@Miami	106-81
12/26	L	Oregon State	60-62(12)
12/29	W	Denver	74-56
1/4	L	@Michigan	76-85
1/6	W	Pittsburgh	74-55
1/9	W	Purdue	91-74
1/11	L	@Illinois	76-90(15)
1/16	L	Illinois	78-82(19)
1/18	L	@Indiana	72-94(3)
1/23	L	@Michigan State	76-83
1/30	W	@Purdue	77-73
2/6	L	Wisconsin	73-79
2/8	L	@Northwestern	71-89
2/13	W	Michigan	97-77
2/15	W	Iowa	77-69
2/20	W	Minnesota	84-73(18)
2/27	L	Indiana	68-84(3)
3/1	L	@Iowa	71-84(20)

(#) Indicates AP ranking

1954-55
W: 10, L: 12; Big Ten: 4-10/10th
(H: 8-3, A: 2-9)

	W/L	Opp.	OSU(#)-OPP(#)
12/1	W	@Pittsburgh	98-87
12/4	W	Butler	98-80
12/11	W	St. Louis	91-86(12)
12/18	W	@Oklahoma	102(14)-84
12/21	L	@California	63(11)-74
12/22	L	@California	50(11)-54
12/30	W	Oklahoma City	72(20)-61
1/3	W	Michigan State	83(20)-76
1/8	L	@Michigan (ot)	81-88
1/15	L	Illinois	78-86(7)
1/22	L	@Purdue	82-93
1/24	L	Iowa	66-79(19)
1/29	W	Northwestern	91-90(16)
1/31	W	St. John's	67-61
2/5	W	Indiana	90-87
2/7	L	@Minnesota	56-82(11)
2/12	L	@Wisconsin	63-86
2/14	L	@Iowa	68-79(15)
2/19	L	Purdue	70-82
2/21	W	Michigan	72-68
2/26	L	@Illinois	77-85(13)
3/5	L	@Indiana	66-84

(#) Indicates AP ranking

1955-56
W: 16, L: 6; Big Ten: 9-5/3rd
(H: 9-2, A: 7-4)

	W/L	Opp.	OSU(#)-OPP(#)
12/3	W	@Butler	73-51
12/5	L	Vanderbilt	67-76
12/10	W	@Loyola (Chicago)	90(16)-72
12/12	W	Oklahoma	89(16)-68
12/17	W	@St. Louis	89-83(17)
12/19	W	@Tulane	72-66
12/22	W	Washington	94-73
12/28	W	DePaul	83(15)-72
1/2	W	@Michigan	79(15)-66
1/9	L	Iowa	73(10)-88
1/14	W	Wisconsin (2ot)	100(7)-98
1/21	L	@Purdue	69(11)-70
1/23	W	Northwestern	91(11)-42
1/28	L	@Michigan State	91-94
2/4	W	Indiana	100-82
2/10	L	@Illinois	64-111(6)
2/13	W	@Northwestern	83-72
2/18	W	Minnesota	91-80
2/20	W	@Wisconsin	79-71
2/25	W	Illinois	87-84(2)
3/3	W	Michigan State	96-84
3/5	L	@Minnesota	89-95

(#) Indicates AP ranking

RESULTS BY YEAR

1956-57
W: 14, L: 8; Big Ten: 9-5/3rd-T
(H: 10-2, A: 3-4, N: 1-2)

	W/L	Opp.	OSU(#)-OPP(#)
12/1	W	Butler	98-82
12/3	W	Pittsburgh	100-69
12/8	W	St. Louis	74-54
12/22	L	Tulane	71(11)-75
12/26	W	!vs. Temple	64-63
12/28	L	!vs. Manhattan	67-82
12/29	L	!vs. BYU	78-84
1/1	W	Princeton	84-77
1/5	W	@Iowa	72-66
1/7	W	Purdue	75-68
1/14	W	Minnesota	85-73(19)
1/19	W	Michigan State	70(17)-51
1/21	W	@Wisconsin	67(17)-64
1/26	W	Northwestern	83(12)-73
1/28	L	@Michigan State	64(12)-73
2/4	L	@Illinois	89(11)-96(7)
2/9	L	@Indiana	59(12)-69
2/16	W	Wisconsin	63-50
2/23	W	Michigan	94-88
2/25	L	Illinois	72-79
3/2	W	@Northwestern	84-70
3/4	L	@Minnesota	69-76

(#) Indicates AP ranking
! ECAC Holiday Tournament, New York City

1957-58
W: 9, L: 13; Big Ten: 8-6/4th
(H: 7-4, A: 2-7, N: 0-2)

	W/L	Opp.	OSU(#)-OPP(#)
12/4	L	Kentucky	54-61
12/7	L	Butler (ot)	73-77
12/14	L	Texas A&M	69-72
12/21	L	@St. Louis	77-88
12/23	L	@Oklahoma	55-64
12/27	L	!vs. USC	71-87
12/28	L	@UCLA	78-98
1/1	W	Yale	69-67
1/4	W	Michigan State	70-56(8)
1/11	L	@Wisconsin	64-67
1/13	L	@Michigan	63-72
1/18	W	Minnesota	95-79
1/20	W	Iowa	70-64
1/27	W	Purdue	75-73
2/1	L	@Iowa	64-66
2/3	W	Illinois	78-70
2/8	L	@Purdue	63-83
2/10	L	@Northwestern	76-78
2/15	W	Michigan	85-76
2/17	W	@Indiana	93-83
2/22	L	Indiana	83-88
3/1	W	@Minnesota	70-60

**Indicates AP Ranking*
!at Pan-Pacific, Los Angeles, Calif.

1958-1959
W: 11, L: 11; Big Ten: 7-7/5th-T
(H: 8-3, A: 3-7, N: 0-1)

	W/L	Opp.	OSU(#)-OPP(#)
12/3	L	@Pittsburgh	70-73
12/6	L	St. Louis	68-77
12/13	W	@Butler	81-69
12/19	L	!@Kentucky	76-95(2)
12/20	L	!vs. Oklahoma State	59-63
12/22	W	Utah	92-69
12/27	W	Princeton	75-66
1/1	W	Brigham Young	100-81
1/3	L	@Illinois	80-81
1/10	L	@Michigan	74-78
1/17	W	Northwestern	88-77(11)
1/19	L	@Michigan State	77-92(8)
1/24	L	@Purdue	69-86
1/26	W	Iowa	86-72
1/31	W	Minnesota	84-80
2/2	L	Indiana	92-122
2/7	W	Wisconsin	78-72
2/21	L	@Iowa	79-91
2/23	W	@Indiana	92-83(19)
2/28	W	Michigan	106-83
3/2	W	@Minnesota	68-66
3/7	L	Purdue	87-93

(#) Indicates AP ranking
! Kentucky Invitational, Lexington,Ky.

1959-60
W: 25, L: 3; Big Ten: 13-1/1st
(H: 12-0, A: 9-3, N: 4-0)

	W/L	Opp.	OSU(#)-OPP(#)
12/1	W	Wake Forest	77-69
12/3	W	Memphis State	94-55
12/5	W	Pittsburgh	94-49
12/7	W	Butler	99-66
12/10	W	@St. Louis	81-74
12/18	W	@Butler	96-68
12/21	L	@Utah	92-97
12/22	W	@BYU	91(3)-79
12/28	L	@Kentucky	93(3)-96(13)
1/4	W	Illinois	97(5)73(8)
1/9	W	Indiana	96(7)-95(11)
1/11	W	Delaware	109(7)-38
1/16	W	Northwestern	81(5)-64
1/23	W	@Purdue	85(5)-71
1/30	W	Michigan State	111(5)-79
2/1	W	Michigan	99(5)-52
2/6	W	@Northwestern	77(4)-58
2/8	W	@Wisconsin	106(4)-69
2/13	W	Iowa	75(4)-47
2/15	W	@Illinois	109(4)-81(20)
2/20	W	@Michigan State	84(4)-83
2/27	W	Wisconsin	93(2)-68
2/29	L	@Indiana	83(2)-99(20)
3/5	W	@Minnesota	75(2)-66
3/11	W	*vs. Western Kentucky	98(3)-79
3/12	W	*vs. Georgia Tech	86(3)-69(13)
3/18	W	**vs. NYU	76(3)-54(12)
3/19	W	**vs. California	75(3)-55(2)

(#) Indicates AP ranking
** NCAA Mideast Regionals, Louisville, Ky.*
*** Final Four, San Francisco*

1960-61
W: 27, L: 1; Big Ten: 14-0/1st
(H: 11-0, A: 11-0, N: 5-1)

	W/L	Opp.	OSU(#)-OPP(#)
12/1	W	@Ohio University	85-64
12/5	W	St. Louis	81-66
12/10	W	Army	103-54
12/17	W	@Wichita State	93(1)-82(16)
12/19	W	@Loyola (Chicago)	90(1)-65
12/22	W	Detroit	84(1)-73(8)
12/27	W	!vs. Seton Hall	97(1)-57
12/29	W	!vs. St. John's	70(1)-65(7)
12/31	W	!vs. St. Bonaventure	84(1)-82
1/7	W	Illinois	91(1)-65
1/9	W	Evansville	86(1)-59
1/14	W	@Northwestern	79(1)-45
1/21	W	Minnesota	75(1)-56
1/28	W	Purdue	92(1)-62(10)
1/30	W	@Wisconsin	100(1)-68
2/4	W	@Michigan	80(1)-58
2/6	W	Indiana	100(1)-65
2/11	W	@Michigan State	83(1)-68
2/13	W	Northwestern	89(1)-65
2/18	W	@Iowa	62(1)-61(9)
2/20	W	@Indiana	73(1)-69
2/25	W	Wisconsin	97(1)-74
3/4	W	Michigan State	91(1)-83
3/11	W	@Illinois	95(1)-66
3/17	W	*@Louisville	56(1)-55
3/18	W	*vs. Kentucky	87(1)-74
3/24	W	**vs. St. Joseph's	95(1)-69
3/25	L	**vs. Cincinnati(ot)	65(1)-70(2)

(#) Indicates AP ranking
! ECAC Holiday Tournament, NewYork City
** NCAA Mideast Regionals, Louisville,Ky.*
*** Final Four, Kansas City, Mo.*

1961-62
W: 26, L: 2; Big Ten: 13-1/1st
(H: 11-0, A: 9-1, N: 6-1)

	W/L	Opp.	OSU(#)-OPP(#)
12/2	W	Florida State	72(1)-57
12/6	W	@Pittsburgh	99(1)-79
12/8	W	Wichita State	85(1)-62
12/9	W	@Wake Forest	84(1)-62(3)
12/16	W	Loyola (Chicago)	92(1)-72
12/18	W	@St. Louis	61(1)-48
12/23	W	Penn State	92(1)-49
12/27	W	!vs. Washington	59(1)-49
12/28	W	!vs. UCLA	105(1)-84
12/30	W	!vs. USC	76(1)-66
1/6	W	@Northwestern	85(1)-62
1/13	W	Michigan	89(1)-64
1/20	W	@Minnesota	90(1)-76
1/22	W	Purdue	91(1)-65
1/29	W	@Purdue	94(1)-73
2/3	W	Northwestern	97(1)-61
2/5	W	Iowa	89(1)-63
2/10	W	Minnesota	91(1)-66
2/12	W	@Michigan	72(1)-57
2/17	W	@Michigan State	80(1)-72
2/24	W	Illinois	102(1)-79
2/26	W	@Iowa	72(1)-62
3/3	L	@Wisconsin	67(1)-86
3/10	W	Indiana	90(1)-65
3/16	W	*vs. Western Kentucky	93(1)-73
3/17	W	*vs. Kentucky	74(1)-64(3)
3/23	W	**vs. Wake Forest	84(1)-68
3/24	L	**vs. Cincinnati	59(1)-71(2)

(#) Indicates AP ranking
! LA Holiday Classic, Los Angeles,Calif.
** NCAA Mideast Regionals, Iowa City, Iowa*
*** Final Four, Louisville, Ky.*

1962-63
W: 20, L: 4; Big Ten: 11-3/1st-T
(H: 14-0, A: 6-4)

	W/L	Opp.	OSU(#)-OPP(#)
12/1	W	Utah State	62-50
12/3	W	St. Louis	84-59
12/5	W	Virginia	70-46
12/8	W	West Virginia	76-69(3)
12/15	W	Texas Christian	74(3)-62
12/22	W	@Detroit	101(3)-66
12/27	W	@Butler	66(2)-62
12/29	L	@Wichita State	54(2)-71
12/31	W	BYU	97(2)-91
1/5	W	Minnesota	78(5)-76
1/7	L	@Illinois	78(4)-90(3)
1/12	W	Michigan	68(4)-66
1/19	L	@Iowa	74(5)-81
1/26	W	Creighton	78-73
1/28	W	Northwestern	72-70
2/2	W	@Purdue	97-93
2/9	W	Wisconsin	94-70
2/16	W	@Michigan	75(9)-68
2/18	W	Michigan State	87(9)-77
2/23	W	Iowa	83(5)-70
2/25	W	@Northwestern	50(5)-45
3/2	W	Purdue	95(5)-75
3/4	W	@Minnesota	85(5)-65
3/9	L	@Indiana (ot)	85(3)-87

(#) Indicates AP ranking



1960 Buckeyes — NCAA National Champion

Front row — Bob Knight, Larry Siegfried, Richie Hoyt, Mel Nowell, John Havlicek, Jerry Lucas, Joe Roberts, Dick Furry and Howard Nourse. Back row — Trainer Ernie Biggs, Head Coach Fred Taylor, Jim Allen, J.T. Landes, Dave Barker, John Cedargren, Nelson Miller, Gary Gearhart, Gary Milliken, Manager Mike Sorochak and Assistant Coach Jack Graf. Not Pictured: Assistant Coach Frank Truitt.

RESULTS BY YEAR

1963-64
W: 16, L: 8; Big Ten:11-3/1st-T
(H: 10-3, A: 5-4, N: 1-1)

	W/L	Opp.	OSU(#)-OPP(#)
11/30	W	California-Davis	68(7)-42
12/2	W	Butler	74(7)-68
12/6	L	!vs. Duke	75(7)-76(4)
12/7	W	!vs. St. John's	66(7)-64
12/11	L	Davidson	73(8)-95
12/13	L	Missouri	74(8)-85
12/21	W	Wichita	78-60
12/23	W	Houston	79-62
12/28	L	@Utah State	66-79
12/31	L	@St. Louis (2ot)	89-91
1/4	W	@Wisconsin	101-85
1/11	W	Minnesota	85-73
1/18	L	@Michigan	64-82(3)
1/25	W	Purdue	98-87
1/27	L	@Michigan State	99-102
2/3	W	Michigan	86-85(2)
2/8	W	@Indiana (ot)	98-96
2/10	W	Illinois	110-92
2/15	W	Wisconsin	92-74
2/17	W	@Iowa	99-82
2/22	W	@Northwestern	72-61
2/29	W	Indiana	73-69
3/2	W	@Illinois	86-74
3/7	L	Michigan State	80-81

(#) Indicates AP ranking
! Centennial B-ball Classic, Morgantown, W.Va.

1964-65
W: 12, L: 12; Big Ten: 6-8/6th
(H: 8-5, A: 4-7)

	W/L	Opp.	OSU(#)-OPP(#)
12/2	W	South Dakota	86-54
12/3	L	St. Louis	70-79
12/5	W	@Texas Christian	84-79
12/7	W	@Houston	77-69
12/9	W	Butler	67-66
12/19	L	@Davidson	64-87
12/22	L	@Brigham Young	71-112
12/28	W	Dartmouth	90-59
12/30	L	Duke (2ot)	89-94(8)
1/2	W	Georgia Tech	73-68
1/9	L	@Purdue	64-71
1/16	L	Indiana	72-84(5)
1/23	L	@Minnesota	77-97
1/30	W	Wisconsin	98-86
2/6	W	@Wisconsin	73-71
2/8	L	Illinois	71-86
2/13	L	Iowa	81-82
2/16	L	@Illinois	72-95
2/20	L	@Michigan	61-100(1)
2/22	W	Michigan State	101-90
2/27	W	Northwestern	100-87
3/1	L	@Indiana	90-110(7)
3/6	W	@Michigan State	97-75
3/8	W	Michigan	93-85(1)

(#) Indicates AP ranking

1965-66
W: 11, L: 13; Big Ten: 5-9/8th
(H: 8-5, A: 3-8)

	W/L	Opp.	OSU(#)-OPP(#)
12/1	W	@Missouri	76-74
12/3	L	@UCLA	66-92(1)
12/6	L	North Carolina	72-82
12/8	W	@Butler	75-74
12/18	L	@St. Louis	58-83
12/20	W	Iowa State	87-70
12/23	L	Kansas	68-81
12/28	W	Wake Forest	88-81
12/31	W	West Texas	78-53
1/8	L	Michigan	78-83
1/15	L	@Michigan State	64-80
1/22	W	Northwestern	79-73
1/24	L	@Iowa	89-98
1/29	W	Hardin-Simmons	72-64
1/31	W	Wisconsin (ot)	87-81
2/5	L	@Illinois	77-78
2/12	W	Purdue	68-54
2/14	L	@Indiana	61-81
2/19	L	Iowa	80-86
2/21	W	@Minnesota	102-98
2/26	L	@Northwestern	77-78
2/28	L	Michigan State	79-98
3/5	W	Minnesota	94-89
3/7	L	@Purdue	86-92

(#) Indicates AP ranking

1966-67
W: 13, L: 11; Big Ten: 6-8/7th-T
(H: 8-4, A: 4-6, N: 1-1)

	W/L	Opp.	OSU(#)-OPP(#)
12/1	W	Butler	74-67
12/3	W	@Iowa State	79-77
12/5	L	@Kansas	70-94
12/10	W	Washington State	73-63
12/20	W	Texas Christian	84-78
12/23	W	Army	61-59
12/29	W	!vs. Duke	83-82
12/30	L	%vs. North Carolina	82-105(3)
1/7	W	@Minnesota	78-65
1/14	L	Indiana	80-81
1/16	L	@Georgia Tech	73-84
1/21	L	Minnesota	60-67
1/23	W	Purdue	82-72
1/30	L	@Northwestern	77-100
2/4	W	@Wisconsin	90-84
2/6	W	Northern Michigan	80-74
2/11	L	Iowa	72-73
2/13	L	@Purdue	66-86
2/18	W	@Michigan	97-85
2/20	W	Michigan State	80-64
2/25	L	Northwestern	82-95
2/27	L	@Michigan State	63-74
3/4	L	@Iowa	56-90
3/6	W	Illinois	100-79

(#) Indicates AP ranking
! at Greensboro, N.C.; % at Charlotte, N.C.

1967-68
W: 21, L: 8; Big Ten: 10-4/1st-T
(H: 12-1, A: 4-5, N: 5-2)

	W/L	Opp.	OSU(#)-OPP(#)
12/1	W	California-Davis	95-52
12/4	W	Florida State	76-69
12/9	W	South Dakota	97-54
12/19	W	New Mexico State	78-75
12/22	W	@Butler	71-69
12/27	L	!vs. Marquette	60-64
12/29	W	!vs. Bradley	85-62
12/30	L	!@Hawaii	76-80
1/6	W	Purdue	108-80
1/13	L	@Iowa (ot)	72-74
1/20	W	Michigan	103-70
1/22	W	Georgia Tech	66-55
1/27	W	@Michigan	95-92
1/29	L	Cornell	64-76
2/3	W	Wisconsin	86-64
2/5	W	@Indiana	78-77
2/10	W	Michigan State	90-62
2/12	L	@Wisconsin	78-86
2/17	L	@Minnesota	79-83
2/20	W	Northwestern	87-67
2/24	L	@Purdue	72-93
2/26	W	Illinois	95-75
3/2	W	Indiana	107-93
3/4	W	@Illinois	67-64
3/12	W	#vs. Iowa	85-81
3/15	W	*vs. E. Tennessee St.	79-72
3/16	W	*vs. Kentucky	82-81(5)
3/22	L	**vs. North Carolina	66-80(4)
3/23	W	**vs. Houston	89-85(1)

(#) Indicates AP ranking
! Rainbow Classic, Honolulu, Hawaii
 # Big Ten playoff game, West Lafayette,Ind.
** NCAA Mideast Regionals, Lexington, Ky.*
*** Final Four, Los Angeles, Calif.*

1961 Buckeyes — Final Four/2nd
Front row — Ken Lee, Doug McDonald, Richie Hoyt, Mel Nowell, Larry Siegfried, Jerry Lucas, John Havlicek, Bob Knight, Gary Gearhart and Dick Reasbeck. Back row — Head Coach Fred Taylor, Assistant Coach Jack Graf, Assistant Coach Frank Truitt, Jim Allen, Nelson Miller, Don Furry, John Noble, Ray Apple, Gary Milliken, J.T. Landes, Manager Ed Gottlieb, Trainer Ernie Biggs and Manager Lewis Meyer.

1968-69
W: 17, L: 7; Big Ten: 9-5/2nd-T
(H: 11-2; A: 4-5, N: 2-0)

	W/L	Opp.	OSU(#)-OPP(#)
11/30	W	Ohio University	85-77
12/6	L	UCLA	73(13)-84(1)
12/14	W	Harvard	89(13)-74
12/16	W	@Washington State	75(13)-74
12/21	W	Washington State	84(17)-69
12/22	W	Butler	74(17)-71
12/27	W	@Florida State	93(16)-86
12/30	L	Washington	59(16)-64
1/4	W	@Indiana	90(13)-82
1/11	W	Wisconsin	84(16)-69
1/18	W	@Michigan	98(13)-85
1/20	W	!vs. Georgia Tech	73(13)-66
1/24	W	%vs. Cornell	96(12)-78
1/28	W	Illinois	76(12)-67(7)
2/1	L	@Purdue (ot)	85(12)-95(14)
2/8	L	@Wisconsin	73(12)-77
2/11	W	Purdue	88(16)-85(8)
2/15	W	Minnesota	58(16)-41
2/18	L	@Illinois	57(10)-73(19)
2/22	W	Iowa	88(10)-81
2/25	L	@Northwestern	83(14)-86
3/1	L	@Michigan State	72(14)-85
3/4	W	Indiana	108-86
3/8	W	Michigan	95-86

(#) Indicates AP ranking
! at Atlanta,Ga.
% at Cleveland, Ohio

1969-70
W: 17, L: 7; Big Ten: 8-6/3rd-T
(H: 8-4, A: 9-3)

	W/L	Opp.	OSU(#)-OPP(#)
12/1	W	@Wake Forest	96(18)-92
12/6	W	@Butler	112(18)-89
12/8	W	Northern Illinois	106(18)-99
12/13	L	Ohio University	80(16)-82(19)
12/20	W	@Alabama	96-68
12/22	W	@Tulane	87-74
12/27	W	Fresno State	84-77
12/29	W	@Texas Christian	89-80
1/3	W	Minnesota	78-71
1/10	L	@Illinois	59-77
1/13	W	Michigan	103-95
1/17	W	Northwestern	93-67
1/19	W	West Virginia	84-70
1/24	L	@Minnesota	76-77
1/26	W	Georgia Tech	74-71
1/31	W	@Northwestern	68-64
2/7	L	Purdue	85-88
2/10	W	@Michigan State	89-66
2/14	W	@Indiana	100-83
2/21	L	Iowa	89-97(11)
2/24	W	@Wisconsin	98-86
2/28	L	Michigan State	80-82
3/3	L	@Iowa	92-113(8)
3/7	W	Wisconsin	96-87

(#) Indicates AP ranking

1970-71
W: 20, L: 6; Big Ten: 13-1/1st
(H: 10-2, A: 8-1, N: 2-3)

	W/L	Opp.	OSU(#)-OPP(#)
12/1	L	@Utah State	89-95(12)
12/5	W	East Tennessee State	71-63
12/7	W	Alabama	74-58
12/12	L	Pennsylvania	64-71(8)
12/21	W	Butler	96-77
12/28	L	!vs. Stanford (ot)	74-78
12/29	W	!vs. Harvard	103-87
12/30	L	!vs. Indiana	77-85(14)
1/2	W	Yale	95-75
1/9	W	@Iowa	97-76
1/13	W	@West Virginia	83-74
1/16	W	Wisconsin	83-69
1/23	W	@Minnesota	68-66
1/30	L	Michigan State	70-82
2/6	W	@Michigan State	87-76
2/9	W	@Purdue	69-67
2/13	W	Illinois	92-72
2/16	W	@Wisconsin	79(20)-71
2/20	W	Northwestern	84(20)-72
2/23	W	Iowa	80(18)-71
2/27	W	@Michigan	91(18)-85(23)
3/2	W	Minnesota	84(13)-70
3/6	W	@Northwestern	68(13)-67
3/9	W	Indiana	91(12)-75
3/18	W	*vs. Marquette	60(10)-59(2)
3/20	L	*vs. Western Ky. (ot)	78(10)-81(7)

(#) Indicates AP ranking
! Far West Classic, Portland, Ore.
**NCAA Mideast Regionals, Athens, Ga.*

RESULTS BY YEAR



1962 Buckeyes — Final Four/2nd

Front row — Head Coach Fred Taylor, LeRoy Frazier, Gary Bradds, Bob Knight, Jim Doughty, John Havlicek, Doug McDonald, Gene Lane, Jerry Lucas and Assistant Coach Jack Graf. Back row — Assistant Coach Frank Truitt, Manager Don Gier, Nelson Miller, Mel Nowell, Don DeVoe, Dick Taylor, Don Flatt, Gary Gearhart, Dick Reasbeck, Manager Bill Studebaker and Trainer Ernie Biggs.

1971-72
W: 18, L: 6; Big Ten: 10-4/2nd
(H: 12-0, A: 5-6, N: 1-0)

	W/L	Opp.	OSU(#)-OPP(#)
12/1	W	@Georgia Tech	63(5)-55
12/4	W	Oregon	68(5)-57
12/6	W	Utah State	71(5)-60
12/11	L	@Ohio University	68(4)-79
12/18	W	@Butler	82(10)-70
12/20	W	Brown	62(10)-56
12/23	W	Wisconsin-Milwaukee	78(6)-63
12/29	W	!vs. Arizona	90(6)-47
12/30	L	!@UCLA	53(6)-79(1)
1/3	W	Creighton	94(6)-76
1/8	W	@Purdue	78(10)-70
1/15	W	Michigan	84(9)-73
1/22	W	Indiana	80(7)-74
1/25	W	@Minnesota	50(6)-44(17)
1/29	L	@Michigan	78(6)-88
2/1	W	Iowa	82(9)-77
2/5	W	Wisconsin	79(9)-69
2/8	L	@Iowa	67(7)-80
2/12	W	Purdue	64(7)-62
2/19	L	@Illinois	62(8)-64
2/26	W	@Northwestern	76(15)-74
2/29	W	Illinois	103(14)-70
3/4	L	@Indiana	57-65
3/7	W	Michigan State	92-73

(#) Indicates AP ranking
! UCLAN Classic, Los Angeles, Calif.

1972-73
W: 14, L: 10, Big Ten: 8-6/3rd-T
(H: 9-4, A: 5-6)

	W/L	Opp.	OSU(#)-OPP(#)
11/27	W	Wisconsin-Milwaukee	92(10)-81
12/1	L	@Washington	63(10)-67
12/4	W	@Notre Dame (ot)	81(10)-75
12/9	L	Missouri	62(15)-69
12/16	W	Butler	86-55
12/18	L	Virginia Tech	62-67
12/21	W	Ohio University	112-80
12/27	W	Yale	83-62
12/30	L	@Creighton	71-79
1/6	L	Michigan	62-68
1/13	L	@Indiana	67-81(16)
1/15	W	@Georgia Tech	85-79
1/20	W	Iowa	75-72
1/27	W	@Purdue	79-73(20)
2/3	L	@Wisconsin	76-84
2/5	W	Indiana	70-69(5)
2/10	L	Minnesota	78-80(5)
2/12	W	@Iowa	86-80
2/17	L	@Illinois	68-79
2/19	W	Purdue	102-79
2/24	W	Northwestern	90-81
2/26	L	@Michigan State	83-87
3/3	W	Illinois	65-64
3/10	W	@Michigan	102-86

(#) Indicates AP ranking

1973-74
W: 9, L: 15; Big Ten: 4-10/8th
(H: 5-6, A: 3-8, N: 1-1)

	W/L	Opp.	OSU(#)-OPP(#)
11/30	W	Texas-Arlington	90-62
12/3	L	Notre Dame (ot)	72-76(8)
12/8	W	Penn State	72-65
12/15	L	@Missouri	68-71
12/17	L	@Virginia Tech	67-68
12/21	L	!vs. Stanford	53-68
12/22	W	!vs. Dartmouth	85-80
12/27	W	@Butler	77-63
12/29	L	@Ohio University	79-84
1/5	L	Illinois	73-75
1/7	W	Georgia Tech	89-71
1/12	L	@Michigan State	75-83
1/19	W	Minnesota	81-77
1/26	L	@Wisconsin	64-69(17)
1/28	L	Purdue	65-67
2/2	L	Northwestern	61-68
2/4	L	@Minnesota	51-56
2/9	L	@Michigan	68-91(16)
2/11	L	Michigan State (ot)	67-75
2/16	L	@Iowa	67-69
2/23	L	Wisconsin	56-68
2/25	W	@Northwestern (ot)	72-69
3/2	W	Indiana	85-79(9)
3/9	W	@Illinois	79-78

(#) Indicates AP ranking
! Kentucky Invitational, Lexington, Ky.

1974-75
W: 14, L: 14; Big Ten: 8-10/6th
(H: 10-5, A: 3-6, N: 1-3)

	W/L	Opp.	OSU(#)-OPP(#)
11/30	W	Ball State	91-64
12/2	W	Butler	96-69
12/7	L	!vs. Davidson	80-88
12/14	W	Ohio University	96-87
12/18	L	Virginia Tech	71-72
12/21	W	Texas-Arlington	79-64
12/23	W	Georgia Tech	75-66
12/27	W	%vs. Pennylvania	106-94(9)
12/28	L	%vs. Indiana	71-102(2)
12/30	L	%vs. Villanova	86-87
1/4	L	@Michigan	73-85(17)
1/6	L	@Michigan State	84-88
1/11	W	Minnesota	76-67(17)
1/13	W	Iowa	94-77
1/18	W	@Wisconsin	89-67
1/20	W	@Northwestern	77-67
1/25	L	Illinois	62-66
1/27	W	Purdue	93-87(20)
2/1	L	Indiana	66-72(1)
2/3	L	Michigan State	83-101
2/8	L	@Minnesota	53-62
2/10	W	@Iowa	75-69
2/15	W	Wisconsin	76-70
2/17	W	Northwestern	84-66
2/22	L	@Illinois (ot)	78-83
2/24	L	@Purdue	72-84
3/2	L	@Indiana	78-86(1)
3/8	L	Michigan	64-83

(#) Indicates AP ranking; ! at Charlotte, N.C.
% Rainbow Classic, Honolulu, Hawaii

1975-76
W: 6, L: 20; Big Ten: 2-16/10th
(H: 6-7, A: 0-11, N: 0-2)

	W/L	Opp.	OSU(#)-OPP(#)
11/29	L	@Butler	67-70
12/7	L	@Penn State	68-74
12/13	W	Vermont	90-72
12/17	W	Toledo	76-72
12/20	W	Davidson	94-65
12/22	W	Evansville	79-78
12/28	L	!vs. Tulane	65-80
12/29	L	!vs. Pennsylvania	64-78
1/3	L	Indiana	64-66(1)
1/5	L	@Wisconsin (ot)	81-82
1/10	L	@Michigan State	82-92
1/12	L	@Michigan	81-84(19)
1/17	L	Purdue	80-84
1/19	W	Illinois	64-63
1/24	L	@Iowa	67-78
1/26	L	@Minnesota	69-82
1/31	W	Northwestern	83-69
2/7	L	Michigan State (ot)	82-83
2/9	L	Michigan	66-90
2/14	L	@Purdue	73-98
2/16	L	@Illinois	73-91
2/21	L	Iowa	66-69
2/23	L	Minnesota	73-89
2/28	L	@Northwestern	78-87
3/1	L	Wisconsin	79-91
3/6	L	@Indiana	67-96(1)

(#) Indicates AP ranking
! Sugar Bowl Classic, New Orleans

1976-77
W: 9, L: 18; Big Ten: 4-14/10th
(H: 4-9, A: 5-8, N: 0-1)

	W/L	Opp.	OSU(#)-OPP(#)
11/27	W	Butler	69-66
12/1	W	@Evansville	74-62
12/4	L	@Virginia Tech	77-84
12/10	W	Loyola Marymount	62-54
12/15	L	@Ball State	55-57
12/18	L	Washington State	66-67
12/21	W	Davidson	64-57
12/28	L	!vs. Princeton	62-67
12/29	W	!@ Rochester	69-55
1/6	L	Illinois	72-89
1/8	L	Purdue	65-82
1/13	W	@Wisconsin	60-58
1/15	W	@Northwestern	69-57
1/22	L	Indiana	56-79
1/24	L	Michigan	81-92(5)
1/27	L	@Iowa	66-84
1/29	L	@Minnesota	67-77(13)
2/5	L	@Michigan	72-93(7)
2/10	L	Minnesota	65-91(8)
2/12	L	Michigan State	57-71
2/14	L	Iowa (ot)	70-74
2/17	L	@Purdue	61-90
2/19	W	@Illinois	64-60
2/24	L	Northwestern	72-83
2/26	W	Wisconsin (ot)	82-80
2/28	L	@Michigan State	79-80
3/5	L	@Indiana	69-75

(#) Indicates AP ranking
! Kodak Classic, Rochester, N.Y.

1977-78
W: 16, L: 11; Big Ten: 9-9/6th
(H: 11-3, A: 4-7, N: 1-1)

	W/L	Opp.	OSU(#)-OPP(#)
11/25	W	California-Hayward	99-82
11/28	W	Marshall	81-65
11/30	W	Stetson	108-71
12/3	L	@Vermont	76-77
12/14	W	Cal. Poly-Pomona	90-63
12/17	W	@Washington State (ot)	79-73
12/21	W	West Virginia	89-80
12/28	L	!vs. Georgia (ot)	80-84
12/29	W	!vs. LaSalle	86-83
1/5	W	Wisconsin	77-61
1/7	L	Iowa	75-87
1/12	W	@Northwestern	88-81
1/14	L	@Minnesota	47-72
1/19	L	@Indiana	63-77
1/23	W	Michigan	80-71
1/28	L	Michigan State	60-70(7)
1/30	W	@Illinois	87-84
2/2	L	@Purdue	69-71
2/4	W	Illinois	70-65
2/9	L	@Michigan	74-85
2/11	W	Purdue	91-77
2/16	L	Indiana	70-83
2/18	L	@Michigan State	74-79(10)
2/23	W	Minnesota (ot)	94-87(19)
2/25	W	Northwestern	103-76
3/2	L	@Iowa	70-87
3/4	W	@Wisconsin	83-78

(#) Indicates AP ranking
! Holiday Classic, Louisville, Ky.

1968 Buckeyes — Final Four/3rd

Front row — Bruce Schnabel, Gary McDavid, Joe Sadelfeld, Steve Barnard, Steve Howell, Bill Hosket, Mike Swain, Jeff Miller, Denny Meadors, Head Coach Fred Taylor. Back row — Assistant Coach Jack Graf, Assistant Coach Bob Burkholder, Jack Walkey, John Halley, Dan Andreas, Craig Barclay, Ed Smith, Dave Sorenson, Ted Bauer, Jody Finney, Tom Spies, Jim Geddes, Manager Tom Hull and Manager Dudley Parker.

RESULTS BY YEAR

1978-79
W: 19, L: 12; Big Ten: 12-6/4th
(H: 10-3, A: 8-6, N: 1-3)

	W/L	Opp.	OSU(#)-OPP(#)
11/25	L	@Butler	86-87
11/27	W	Miami (Ohio)	85-69
11/30	L	@Toledo	58-64
12/2	W	@West Virginia	69-64
12/9	W	@Tennessee	86-78
12/12	W	Louisville	85-69(4)
12/19	L	Washington State	67-74
12/29	W	!vs. Duke (ot)	90-84(1)
12/30	L	!vs. Rutgers (3ot)	96-97
1/4	W	Purdue	75-71
1/6	W	Wisconsin	82-71
1/11	W	@Iowa	72-67
1/13	W	@Illinois (ot)	69-66(4)
1/18	W	Minnesota	83(16)-80
1/20	W	@Michigan	78(16)-69
1/25	W	Northwestern	73(10)-61
1/27	W	Indiana (ot)	66(10)-63
2/1	L	@Michigan St.(ot)	79(7)-84(15)
2/3	L	@Indiana	62(7)-70
2/8	W	Michigan	63(13)-60
2/10	L	Michigan State	57(13)-73(10)
2/15	W	@Minnesota	74(17)-68
2/17	W	@Northwestern	88(17)-73
2/22	W	Illinois	73(14)-55
2/24	L	Iowa	68(14)-83(12)
3/1	L	@Wisconsin	73(17)-76
3/3	L	@Purdue	66-74(19)
3/7	W	#St. Joseph's	80-66
3/12	W	#@Maryland	79-72
3/19	L	##vs. Indiana	55-64
3/21	L	##vs. Alabama	86-96

(#) Indicates AP ranking
! ECAC Holiday Tournament, New York
 # NIT 1st and 2nd Rounds
NIT Semifinals and 3rd-Place game, New York

1979-80
W: 21, L: 8; Big Ten: 12-6/2nd
(H: 13-1, A: 7-6, N: 1-1)

	W/L	Opp.	OSU(#)-OPP(#)
12/1	W	Ohio University	78(4)-51
12/8	W	@Stetson	69(3)-50
12/10	W	@West Virginia	72(3)-55
12/13	W	Cal. Poly-Pomona	87(3)-46
12/15	W	@Holy Cross	79(3)-63
12/19	L	@Louisville	65(2)-75
12/22	W	Tennessee	91(2)-65
12/29	W	Northwestern State	71(7)-46
1/3	W	Indiana	59(7)-58(11)
1/5	W	Purdue	67(5)-58(8)
1/10	W	@Iowa	77(5)-71(12)
1/12	W	@Northwestern	75(3)-63
1/17	W	Minnesota (ot)	75(2)-70
1/19	L	@Michigan (ot)	74(2)-75
1/24	W	@Illinois	79(4)-76
1/26	L	Wisconsin	71(4)-72
1/27	W	Virginia	70(4)-65
1/31	L	@Michigan State	54(6)-74
2/2	L	@Wisconsin	67(6)-70
2/7	W	Michigan	66(13)-63
2/9	W	Michigan State	71(13)-59
2/14	L	@Minnesota	70(9)-74
2/16	W	Illinois	71(9)-57
2/21	W	Northwestern	68(11)-59
2/23	W	Iowa	70(11)-69
2/28	W	@Purdue	64(9)-60(18)
3/2	L	@Indiana (ot)	73(10)-76(13)
3/9	W	*vs. Arizona St.	89(10)-75(18)
3/13	L	**vs. UCLA	68(10)-72

(#) Indicates AP ranking
** NCAA 2nd Round, Tempe, Ariz.*
*** NCAA Regional Semifinals, Tucson, Ariz.*

1980-81
W: 14, L: 13; Big Ten: 9-9/5th-T
(H: 11-4, A: 3-9)

	W/L	Opp.	OSU(#)-OPP(#)
11/29	W	Cleveland State	89(9)-81
12/3	L	@Kentucky	64(9)-70(2)
12/6	W	Colgate	77(9)-58
12/16	L	South Alabama	67(7)-76
12/20	L	@Arizona State	58(7)-71(14)
12/23	W	Princeton	72-46
12/30	W	West Virginia (2ot)	70-67
1/3	W	Bowling Green	88-70
1/8	W	@Iowa	58-56(11)
1/10	L	@Purdue	65-73
1/15	W	Northwestern	81-69
1/18	L	Indiana	60-67
1/22	W	@Minnesota	76-63
1/24	W	Michigan	69-63(16)
1/25	L	@Virginia	73-89(2)
1/29	W	Wisconsin	71-67
1/31	L	@Michigan State	54-60
2/5	L	@Illinois	63-82(18)
2/7	W	Michigan State	73-61
2/12	W	@Michigan	105-87(13)
2/14	L	Illinois	57-63(17)
2/19	L	Minnesota	76-82
2/21	L	@Wisconsin	63-77
2/26	L	@Indiana	58-74(16)
2/28	L	@Northwestern	64-69
3/5	W	Purdue (3ot)	93-92
3/7	W	Iowa	78-70(8)

(#) Indicates AP ranking

1981-82
W: 21, L: 10; Big Ten: 12-6/2nd-T
(H: 12-3, A: 6-5, N: 3-2)

	W/L	Opp.	OSU(#)-OPP(#)
11/27	L	!vs. Iona	57-58
11/28	W	!vs. McNeese State	63-60
11/29	W	!vs. Georgetown	47-46(5)
12/2	W	Kent State	74-54
12/5	L	Kentucky	62-78(2)
12/12	L	@West Virginia	68-73
12/15	W	@South Alabama	68-58
12/19	W	%vs. Princeton	59-55
12/22	W	Florida	61-58
12/29	W	Washington State	63-54
1/2	W	Butler	66-48
1/4	W	Syracuse	67-57
1/7	W	Minnesota	49-47(6)
1/9	W	Wisconsin	66-59
1/14	W	@Illinois (ot)	51-50
1/16	L	@Indiana	61-66
1/21	L	Purdue (ot)	60-66
1/23	W	Northwestern (2ot)	59-57
1/28	L	@Michigan (ot)	60-62
1/30	L	@Iowa	66-76(6)
2/4	W	Michigan State (ot)	50-49
2/6	L	Iowa (ot)	65-69(5)
2/11	W	@Purdue	74-68
2/13	W	@Michigan State	51-46
2/18	W	Michigan	64-63
2/20	W	@Northwestern	67-62
2/25	W	Indiana	68-65
2/27	W	Illinois	63-53
3/4	W	@Wisconsin	77-75
3/6	L	@Minnesota	75-87(8)
3/11	L	*vs. James Madison	48-55

(#) Indicates AP ranking
! Great Alaska Shootout, Anchorage, Alaska
% at NewYork, N.Y.
** NCAA 1st Round, Charlotte, N.C.*

1982-83
W: 20, L: 10; Big Ten: 11-7/2nd-T
(H: 13-3, A: 6-6, N: 1-1)

	W/L	Opp.	OSU(#)-OPP(#)
11/30	W	Cal. State-Chico	78-58
12/3	W	@Florida	80-74
12/11	L	West Virginia (2ot)	67-69
12/14	L	@Syracuse	85-91(16)
12/16	W	Youngstown State	81-53
12/18	W	Arizona State	88-77
12/21	W	Holy Cross	81-60
12/28	W	Eastern Michigan	58-54
12/30	W	South Alabama	79-74
1/3	W	@Kansas	64-61
1/8	W	Indiana	70-67(1)
1/13	L	@Purdue	57(20)-64
1/15	L	@Illinois	55(20)-63
1/20	W	Michigan	75-68
1/22	W	Michigan State	74-69
1/27	W	@Iowa (2ot)	89-83(14)
1/29	L	@Northwestern	64-66
2/2	L	Minnesota (2ot)	80-89(17)
2/5	W	Wisconsin	82-69
2/9	W	@Wisconsin	68-65
2/12	W	@Minnesota	74-69(19)
2/17	W	Northwestern	71(20)-55
2/19	W	Iowa	85(20)-69(16)
2/24	L	@Mich.St. (3ot)	94(15)-101
2/26	W	@Michigan	81(15)-71
3/3	L	Illinois (ot)	73(14)-74
3/5	W	Purdue	76(14)-65(20)
3/12	L	@Indiana	60(16)-81(7)
3/20	W	*vs. Syracuse	79-74
3/25	L	**vs. North Carolina	51-64(8)

(#) Indicates AP ranking
** NCAA 2nd Round, Hartford,Conn.*
*** NCAA East Regionals, Syracuse, N.Y.*



1986 Buckeyes - NIT Champion

Front Row - Jerry Francis, Jay Burson, Kip Lomax, Curtis Wilson, Scott Anderson, Dennis Hopson and Jim Honigford. Back Row - Clarence McGee, John Anderson, Dave Pletke, Brad Sellers, Gary Rich, Joe Dumas, Keith Wesson and Tony White.

1983-84
W: 15, L: 14; Big Ten: 8-10/5th-T
(H: 9-5, A: 4-9, N: 2-0)

	W/L	Opp.	OSU(#)-OPP(#)
11/26	W	Akron	94-78
12/1	W	!vs. Maryland	72-68(8)
12/3	W	Connecticut	74-67
12/11	L	@Missouri	53-64
12/14	W	@Tulane	80-57
12/17	W	Ohio University (ot)	73-69
12/20	L	Bowling Green	64-70
12/22	W	Kansas	79-74
12/29	W	%vs. St. Joseph's	64-61
12/30	L	%@Santa Clara	69-71
1/7	L	Indiana	62-73
1/12	L	Purdue	52-63
1/14	L	Illinois	53-55(9)
1/18	W	@Michigan	62-60
1/21	W	@Michigan State	82-68
1/26	W	Iowa	65-54
1/28	W	Northwestern	72-51
2/2	W	@Wisconsin	85-74
2/4	L	@Minnesota	61-83
2/9	W	Minnesota	73-62
2/11	W	Wisconsin	71-65
2/16	L	@Northwestern	60-61
2/18	L	@Iowa	60-74
2/22	W	Michigan State	86-70
2/25	L	Michigan	59-62
3/1	L	@Illinois	58-73(6)
3/3	L	@Purdue	63-85(11)
3/10	L	@Indiana	49-53
3/15	L	#@Xavier	57-60

(#) Indicates AP ranking
!at East Rutherford,N.J.
% Cable Car Classic, Santa Clara,Calif.
 # NIT 1st Round

1984-85
W: 20, L: 10; Big Ten: 11-7/3rd-T
(H: 12-2, A: 4-6, N: 4-2)

	W/L	Opp.	OSU(#)-OPP(#)
11/24	W	Lafayette	85-67
12/1	W	Arkansas	85-84(17)
12/8	W	!@Connecticut	72-65
12/11	L	@Maryland	73-76
12/15	W	Tulane	76-71
12/19	W	Central Florida	83-59
12/22	W	Missouri	88-77
12/27	W	%vs. Tennessee-Chatt.	84-62
12/28	W	%vs. Stetson	73-67
1/3	L	@Michigan State	79-82
1/5	L	@Michigan	82-87(16)
1/9	W	Wisconsin	99-88
1/12	W	Northwestern	79-59
1/19	W	Indiana	86-84(11)
1/23	L	@Illinois	66-84(6)
1/26	W	@Purdue	67-63
1/31	W	Minnesota	76-62
2/2	L	Iowa	58-67
2/7	W	@Northwestern	63-60
2/9	L	@Wisconsin	78-92
2/14	W	@Indiana	72-63
2/16	L	&vs. Northeastern	74-76
2/21	W	Purdue	86-68
2/23	W	Illinois	72-64(16)
2/28	L	@Iowa	82-87
3/2	W	@Minnesota	78-77
3/6	L	Michigan	72-77(3)
3/9	W	Michigan State	90-79
3/14	W	*vs. Iowa State	75-64
3/16	L	*vs. Louisiana Tech	67-79(8)

(#) Indicates AP ranking
! Hartford Civic Cnt, Hartford, Conn.;
% Citrus Classic,Orlando, Fla.
& at East Rutherford, N.J.
** NCAA 1st and 2nd Rounds, Tulsa,Okla.*

RESULTS BY YEAR

1985-86
W: 19, L: 14; Big Ten: 8-10/7th
(H: 14-3, A: 3-8, N: 2-3)

	W/L	Opp.	OSU(#)-OPP(#)
11/26	W	Brooklyn	83-57
11/30	W	Maryland	78-66(19)
12/3	W	Florida	80-73
12/5	W	Akron	91-73
12/7	W	Cleveland State	99-95
12/14	L	!vs. Arkansas (ot)	70(20)-79
12/19	W	Dayton	80-73
12/29	L	%@Texas-El Paso	57-58
12/30	L	%vs. Nebraska	66-69
1/2	W	Michigan State	84-73
1/4	L	Michigan	68-78(2)
1/9	W	@Wisconsin	78-61
1/11	W	@Northwestern (ot)	79-77
1/15	L	@Indiana	66-69
1/18	L	&vs. Boston College	74-87
1/23	L	Illinois	65-67
1/25	W	Purdue	73-66(15)
1/30	L	@Minnesota	65-70
2/1	L	@Iowa	75-86
2/6	W	Northwestern	83-60
2/8	W	Wisconsin	73-71
2/16	L	Indiana	75-84(16)
2/20	L	@Purdue	79-85
2/22	L	@Illinois	62-66
2/26	W	Iowa	81-74
3/2	W	Minnesota	68-55
3/6	L	@Michigan	82-99(7)
3/8	L	@Michigan State	81-91(19)
3/14	W	#@Ohio University	65-62
3/17	W	#Texas	71-65
3/21	W	#Brigham Young	79-68
3/24	W	##vs. Louisiana Tech	79-66
3/26	W	##vs. Wyoming	73-63

(#) Indicates AP ranking
! at Pine Bluff, Ark.
% Sun Bowl Classic, El Paso,Texas
& at Boston Gardens, Boston, Mass.
#NIT 1st, 2nd and 3rd Rounds
##NIT Semifinals and Championship Game, NewYork

1986-87
W: 20, L: 13; Big Ten: 9-9/6th
(H: 12-4, A: 5-6, N: 3-3)

	W/L	Opp.	OSU(#)-OPP(#)
11/29	W	Bucknell	90-62
12/2	W	Western Michigan	98-92
12/4	W	Siena	101-57
12/6	W	Ohio University	96-75
12/8	W	Bowling Green	89-52
12/13	W	Howard	82-63
12/16	L	@Dayton	86-89
12/19	W	!@Jacksonville	85-74
12/20	L	!vs. Florida	72-82
12/28	L	%vs. Arkansas	94-97
12/29	W	%vs. Kansas (ot)	79-78(13)
12/30	W	%vs. Florida	88-84
1/4	L	Indiana	80-92(6)
1/8	L	@Michigan	92-107
1/10	L	@Michigan State	80-90
1/15	W	Northwestern	87-59
1/17	W	Wisconsin	81-66
1/21	W	@Minnesota	93-78
1/24	W	@Iowa	80-76(1)
1/29	L	Purdue	73-75(4)
2/2	L	Illinois	65-82(12)
2/5	W	Michigan	95-87
2/9	W	Michigan State	90-72
2/12	W	@Wisconsin	83-69
2/14	W	@Northwestern	75-60
2/18	L	Iowa	80-82(7)
2/21	W	Minnesota	88-73
2/25	L	@Illinois	70-93(14)
2/28	L	@Purdue	73-87(6)
3/4	W	Florida International	106-70
3/7	L	@Indiana	81-90(4)
3/13	W	*vs. Kentucky	91-77
3/15	L	*vs. Georgetown	79-82(4)

(#) Indicates AP ranking;
! Gator Bowl Classic, Jacksonville, Fla.;
% Rainbow Classic, Honolulu, Hawaii;
** NCAA 1st and 2nd Rounds, Atlanta, Ga.*

1987-88
W: 20, L: 13; Big Ten: 9-9/6th
(H: 13-3, A: 4-9, N: 3-1)

	W/L	Opp.	OSU(#)-OPP(#)
11/28	W	Missouri-St. Louis	95-74
12/1	W	Western Michigan	94-79
12/4	W	!vs. Ball State	64-42
12/5	W	!@Nebraska	72-63
12/16	L	@Florida	69-102(11)
12/19	L	Dayton	80-81
12/22	W	Maryland-Baltimore Co.	77-68
12/26	W	%vs. Long Beach State	93-86
12/27	L	%@New Mexico	65-74
1/2	W	Central Michigan	85-83
1/7	L	@Purdue	77-84(10)
1/9	L	@Wisconsin	63-64
1/14	W	Iowa	87-83(16)
1/18	W	Michigan	70-68(10)
1/23	W	@Minnesota	85-76
1/27	L	Indiana	71-75
2/1	L	@Michigan State	64-76
2/4	W	Illinois	64-60(17)
2/6	W	@Northwestern	65-59
2/10	L	@Iowa	75-92(13)
2/13	W	Wisconsin	78-53
2/17	L	@Illinois	86-118
2/20	W	Northwestern	77-69
2/27	L	Michigan State (ot)	77-78
3/2	W	Minnesota	77-74
3/5	L	@Indiana	77-85
3/9	W	Purdue	71-60(2)
3/12	L	@Michigan	76-95(10)
3/16	W	#Old Dominion	86-73
3/22	W	#Cleveland State	86-80
3/25	W	#@New Mexico	68-65
3/29	W	##vs. Colorado State	64-62
3/30	L	##vs. Connecticut	67-72

(#) Indicates AP ranking
! Nebraska Invitational, Lincoln,Neb.
% Lobo Classic, Albuquerque, N.M.
 # NIT 1st, 2nd and 3rd Rounds
##NIT Semifinals and Championship Game, New York

1988-89
W: 19, L: 15; Big Ten: 6-12/8th-T
(H: 11-5, A: 5-9, N: 3-1)

	W/L	Opp.	OSU(#)-OPP(#)
11/25	L	!vs. Oklahoma	93(16)-97(5)
11/26	W	!vs. DePaul	72(16)-70
11/27	W	!vs. Vanderbilt	97(16)-82
12/3	W	@Western Michigan	77(15)-66
12/10	W	Lafayette	84(14)-62
12/14	W	Nebraska	103(14)-76
12/17	W	@Dayton	104(14)-76
12/20	L	@South Carolina	68(12)-74(18)
12/22	W	Kent State	92(12)-67
12/27	W	%vs. Florida	93(15)-68
12/29	W	@% St. John's	77(15)-72
1/4	L	@Indiana	65(14)-75
1/7	W	Wisconsin	73(14)-70
1/9	W	Radford	108(14)-61
1/14	W	@Michigan State	83(18)-81
1/16	L	@Michigan	73(18)-99(6)
1/19	W	Iowa	102(16)-91(7)
1/26	W	Northwestern	100(17)-68
1/29	W	@Louisville	85(17)-79(24)
2/1	L	@Minnesota	73(15)-76
2/6	W	Purdue	70(15)-58
2/9	L	@Illinois	60(16)-62(7)
2/11	W	Michigan State	81(16)-75
2/13	L	@Iowa	75(16)-83(8)
2/18	L	@Northwestern	69(16)-70
2/23	L	Michigan	72-89(13)
2/26	L	Illinois	71-94(10)
3/1	L	Indiana	66-73(3)
3/4	L	@Wisconsin	65-77
3/9	L	@Purdue	53-83
3/11	L	Minnesota	70-78
3/15	W	#Akron	81-70
3/20	W	#Nebraska	85-74
3/23	L	#St. John's (ot)	80-83

(#) Indicates AP ranking
!Maui Classic, Lahaina, Hawaii
% ECAC Holiday Festival, New York
 # NIT 1st, 2nd and 3rd Rounds

1989-90
W: 17, L: 13; Big Ten: 10-8/6th
(H: 12-2, A: 3-6, N: 2-5)

	W/L	Opp.	OSU(#)-OPP(#)
11/15	L	!vs. DePaul	53-71
11/27	W	Mount St. Mary's	102-63
12/1	L	#vs. N.C. St.	54-68(19)
12/2	L	#vs. Oklahoma State	59-81(23)
12/9	W	American University	74-64
12/18	W	Robert Morris	78-51
12/21	W	South Carolina	59-46
12/27	L	%vs. LaSalle	62-74(20)
12/28	W	%vs. New Orleans	74-66
1/4	W	Indiana	69-67(9)
1/6	W	@Iowa	79-73(20)
1/11	L	@Michigan State	68-78
1/13	W	Wisconsin	68-53
1/18	L	@Michigan	88-90
1/20	L	@Minnesota	78-83(22)
1/25	L	Purdue	66-78(13)
1/27	L	@Illinois	81-92(10)
2/1	W	Northwestern	101-77
2/4	W	Louisville (ot)	91-88(10)
2/8	W	Iowa	98-80
2/10	L	Michigan State	75-84(23)
2/15	W	@Wisconsin	68-58
2/18	W	Michigan	64-61(5)
2/24	L	@Purdue	70-75(9)
2/26	W	Illinois	86-80(19)
3/3	W	@Northwestern	95-86
3/8	L	@Indiana	66-77
3/10	W	Minnesota	93-83(19)
3/15	W	*vs. Providence (ot)	84-83
3/17	L	*vs. UNLV	65-76(2)

(#) Indicates AP ranking
! Preseason NIT,
 # Tournament of Champions, Charlotte, N.C.
% Sugar Bowl Classic, New Orleans, La.
**NCAA 1st and 2nd Rounds, Salt Lake City*

1990-91
W: 27, L: 4; Big Ten: 15-3/1st-T
(H: 15-0, A: 7-3, N: 5-1)

	W/L	Opp.	OSU(#)-OPP(#)
11/25	W	Bethune-Cookman	111(10)-72
11/28	W	Delaware State	116(11)-67
12/1	W	Youngstown State	112(11)-67
12/8	W	Chicago State	112(9)-54
12/12	W	Wright State	90(8)-60
12/15	W	@American	109(7)-73
12/17	W	Tennessee State	103(7)-66
12/22	W	!vs. Georgetown	71(7)-60(12)
12/27	W	#vs. Mississippi State	82(6)-80
12/28	W	#vs. Miami (Ohio)	85(6)-67
1/3	W	Iowa	63(6)-59(22)
1/5	W	@Michigan	67(6)-57
1/10	W	@Northwestern	102(4)-62
1/12	W	Wisconsin	92(4)-60
1/19	W	Illinois	89(4)-55
1/21	W	@Indiana	93(4)-85(3)
1/24	W	@Minnesota	80(4)-70
1/31	L	@Michigan State	61(3)-75
2/3	W	Purdue	66(3)-59
2/9	W	Northwestern	96(3)-64
2/11	W	Michigan	81(3)-65
2/14	W	@Wisconsin	73(2)-71
2/17	W	Indiana (2ot)	97(2)-95(4)
2/20	W	@Illinois	73(2)-64
2/23	W	Minnesota	63(2)-62
3/3	W	Michigan State	65(2)-64
3/6	L	@Purdue	67(2)-72
3/10	L	@Iowa	69(2)-80
3/15	W	*vs. Towson State	97(5)-86
3/17	W	*vs. Georgia Tech	65(5)-61
3/22	L	**vs. St. John's	74(5)-91(20)

(#) Indicates AP ranking
! at Las Vegas, Nev.
 # Palm Beach Classic, Palm Beach, Fla.
** NCAA 1st and 2nd Rounds, Dayton, Ohio,*
*** NCAA Midwest Regionals, Pontiac, Mich.*

1991-92
W: 26, L: 6; Big Ten: 15-3/1st
(H: 15-1, A: 8-4, N: 3-1)

	W/L	Opp.	OSU(#)-OPP(#)
11/26	W	Miami (Ohio)	94(5)-61
11/30	W	Chicago State	116(4)-44
12/4	W	Ohio University	78(4)-62
12/7	W	Oregon State	84(4)-56
12/14	W	Howard	114(4)-53
12/18	W	@Santa Barbara	82(4)-75
12/21	L	@USC (ot)	77(7)-79
12/29	W	American	96(7)-70
1/2	W	Penn State	73(7)-63
1/7	W	Michigan State	62(7)-46(9)
1/11	W	@Northwestern	60(4)-52
1/14	L	@Indiana	83(4)-91(5)
1/19	W	Iowa	85(4)-81
1/22	W	Minnesota	72(6)-69
1/26	L	@!Seton Hall	64(6)-68
1/30	W	@Illinois	74(10)-72
2/2	W	@Michigan	68(8)-58(15)
2/5	W	Wisconsin	86(8)-72
2/8	W	Purdue	71(8)-59
2/15	W	@Wisconsin	67(8)-63
2/18	L	@Iowa	86(6)-92
2/23	L	Indiana	80(6)-86(7)
2/26	W	@Purdue	71(8)-64
2/29	W	@Michigan State	78(8)-65(12)
3/3	W	Michigan	77(5)-66(18)
3/7	W	Northwestern	93(5)-78
3/11	W	Illinois	82(5)-70
3/14	W	@Minnesota	94(5)-63
3/19	W	*vs. Miss. Valley St.	83(5)-56
3/21	W	*vs. Connecticut	78(3)-55
3/27	W	**vs. North Carolina	80(3)-73(18)
3/29	L	**vs. Michigan(ot)	71(3)-75(15)

(#) Indicates AP ranking
! at Meadowlands, N.J.
** NCAA 1st and 2nd Rounds, Cincinnati*
***NCAA Midwest Regionals, Lexington, Ky.*

RESULTS BY YEAR

1992-93
W: 15, L: 13; Big Ten: 8-10/7th
(H: 10-6, A: 3-7, N: 2-0)

	W/L	Opp.	OSU(#)-OPP(#)
12/1	W	Ohio University	77-61
12/5	W	USC	73-56
12/12	W	Bowling Green	80-54
12/16	W	Wright State	76-55
12/19	L	@West Virginia	69-78
12/22	L	North Carolina	64-84(5)
12/28	W	!vs. Oregon State	85-77
12/29	W	!vs. Oregon	79-75
1/2	W	Illinois-Chicago	79-55
1/5	W	@Penn State	71-68
1/9	W	Iowa	92-81(22)
1/13	L	Michigan State	60(21)-77(23)
1/20	L	@Wisconsin	67(24)-76
1/24	L	@Indiana	69(24)-96(2)
1/26	L	@Michigan	62-72(5)
1/30	L	Illinois	76-86
2/3	L	Purdue	57-62(19)
2/6	W	Penn State	62-59
2/10	W	@Northwestern	81-70
2/13	L	@Michigan State	66-81
2/16	L	@Iowa	54-68(20)
2/20	W	Wisconsin	80-70
2/23	W	Indiana (ot)	81-77(1)
2/28	L	Michigan	64-66(5)
3/6	L	@Illinois	73-85
3/10	W	Minnesota	69-58
3/14	W	@Purdue	72-62(18)
3/17	L	#Miami (O.)	53-56

(#) Indicates AP ranking
! at Far West Classic, Portland, Ore.
 # NIT 1st Round

1993-94
W: 13, L: 16; Big Ten: 6-12/8th-T
(H: 10-5, A: 1-10, N: 2-1)

	W/L	Opp.	OSU(#)-OPP(#)
11/27	W	Missouri-St. Louis	110-73
11/29	W	Pennsylvania	83-80
12/4	W	UNC Asheville	93-59
12/12	L	@Marquette	66-86
12/14	W	Cal-Santa Barbara	79-56
12/18	L	@North Carolina	68-81(2)
12/21	W	!vs. Tennessee Tech	98-77
12/22	L	!vs. Kentucky	88-100(5)
12/23	W	!vs. Boston College	69-67(18)
12/30	L	West Virginia	82-87
1/2	W	North Carolina A&T	93-58
1/4	W	Iowa	72-68
1/8	L	@Wisconsin	55-69(15)
1/13	L	@Michigan (ot)	75-86(10)
1/15	L	Illinois	75-83
1/19	W	Penn State	79-57
1/22	L	@Purdue	63-101(12)
1/26	L	Michigan State	71-77
2/2	L	@Indiana (ot)	83-87
2/5	W	Wisconsin	73-57(16)
2/9	L	@Minnesota	73-79(23)
2/13	L	Michigan	70-72(11)
2/15	L	@Illinois	68-80
2/19	W	@Penn State	60-57
2/23	L	Purdue	85-95(14)
2/26	L	@Michigan State	60-75
3/6	W	Indiana	82-78(17)
3/9	W	Northwestern	76-73
3/13	L	@Iowa	74-83

(#) Indicates AP ranking
! at Maui Invitational, Maui, Hawaii

1994-95
W: 6, L: 22; Big Ten: 2-16/10th
(H: 6-10, A: 0-11, N: 0-1)

	W/L	Opp.	OSU(#)-OPP(#)
11/16	L	!Ohio University	67-78
11/28	W	Drexel	81-74
11/30	L	Marquette	70-82
12/3	L	@Pennsylvania	71-91
12/15	W	Tennessee-Chatt. (ot)	84-83
12/17	L	%vs. Cleveland State	73-75
12/22	L	Bowling Green	50-59
12/27	W	Morgan State	95-74
12/30	L	@West Virginia	69-79
1/4	L	@Illinois	50-70
1/8	W	George Mason	121-96
1/11	L	Wisconsin	59-81
1/14	L	Penn State	64-78
1/18	L	@Minnesota	61-81
1/21	L	@Purdue	66-92
1/25	L	Iowa	66-81
1/28	L	@Indiana	75-90
2/1	L	@Northwestern	71-76
2/4	L	Michigan State	58-67(9)
2/8	L	@Michigan	58-72
2/11	W	Northwestern	70-66
2/14	L	Indiana	52-69
2/18	L	@Iowa	66-85
2/22	L	Purdue	55-64(21)
2/25	W	Minnesota	73-65(22)
3/1	L	@Penn State	68-75
3/4	L	@Wisconsin	69-80
3/11	L	Illinois	63-82

(#) Indicates AP ranking
! Preseason NIT, Columbus, Ohio
% at Gund Arena, Cleveland, Ohio

1995-96
W: 10, L: 17, Big Ten: 3-15/10th
(H: 7-7, A: 2-9, N: 1-1)

	W/L	Opp.	OSU(#)-OPP(#)
11/26	W	Central Connecticut State	79-52
11/28	W	West Virginia	77-68
12/2	W	Cleveland State	75-52
12/9	W	@George Mason	92-87
12/16	W	Seton Hall	105-96
12/19	L	@Tennessee-Chatt.	70-83
12/22	W	San Diego State	72-56
12/28	W	!vs. Eastern Kentucky	92-88
12/29	L	!vs. Wyoming	67-73
1/3	L	Penn State	69-72(25)
1/6	L	@Indiana	67-89
1/10	L	@Iowa	53-81(11)
1/17	W	Northwestern	72-71
1/20	L	Minnesota	50-56
1/24	L	@Illinois	46-77
1/27	L	@Purdue	53-70(19)
1/31	W	Wisconsin	63-55
2/3	L	Michigan	58-77(20)
2/7	L	@Michigan State	41-55
2/10	L	@Wisconsin	56-62
2/15	L	Purdue	55-63(11)
2/17	L	Illinois	67-76
2/21	L	@Minnesota	57-60
2/24	W	@Northwestern	82-69
3/2	L	Iowa	64-73(21)
3/6	L	Indiana	56-73
3/9	L	@Penn State	70-86(16)

(#) Indicates AP ranking
! Casper Shootout, Casper, Wyo.

1996-97
W: 10, L: 17; Big Ten: 5-13/9th
(H: 9-5, A: 1-11, N: 0-1)

	W/L	Opp.	OSU(#)-OPP(#)
11/23	L	@South Florida	56-60
12/1	W	Louisiana-Lafayette	94-88
12/3	W	Kent State	71-55
12/7	W	Long Island	97-73
12/14	W	George Mason	102-72
12/18	W	Alabama State	81-40
12/21	L	@ USC	68-79
12/23	L	@ San Diego State	75-81
12/28	L	!vs. Kentucky	65-81(3)
1/2	W	@Michigan	73-71(8)
1/4	L	Illinois	64-72(15)
1/8	W	Penn State	70-62
1/11	L	@Michigan State	66-69
1/15	L	@Iowa	62-76
1/18	L	Minnesota	67-73(7)
1/25	L	@Northwestern	47-78
1/30	W	Indiana	73-67(17)
2/1	W	Wisconsin	60-42
2/5	L	@Purdue	77-94
2/8	L	@Indiana	76-93(20)
2/13	W	Northwestern	55-40
2/19	L	@Minnesota	48-60(2)
2/22	L	Iowa	56-69
2/26	L	Michigan State	65-67
3/1	L	@Penn State	55-56
3/5	L	@Illinois	83-90(24)
3/9	L	Michigan (ot)	81-86

(#) Indicates AP ranking
! Gatorade Rock-n-Roll Shootout, Cleveland,Ohio

1997-98
W: 8, L: 22; Big Ten: 1-15/11th
(H: 7-10, A: 1-8, N: 0-4)

	W/L	Opp.	OSU(#)-OPP(#)
11/19	W	Kent State	73-67
11/22	W	Robert Morris	67-49
11/24	W	Rider	68-57
11/29	L	Vanderbilt	54-64
12/3	W	Toledo	84-74
12/6	L	South Florida	49-67
12/15	W	Cal State Northridge	89-81
12/17	L	@Louisiana-Lafayette	64-68
12/20	W	USC	79-73
12/22	W	Tennessee-Chatt.	63-54
12/28	L	!vs. Kansas	56-69(2)
12/29	L	!vs. New Mexico State	46-73
12/30	L	!vs. Brigham Young	65-72
1/3	L	Wisconsin	59-64
1/10	L	@Indiana	66-83
1/14	L	Iowa	46-61(13)
1/17	L	Michigan	61-79(19)
1/21	L	@Purdue	71-82(12)
1/24	L	@Minnesota	53-76
1/28	L	Illinois	62-66
2/4	L	Michigan State	58-84(16)
2/7	L	Purdue	75-107(10)
2/11	L	@Michigan	68-76(21)
2/14	L	@Iowa	70-82
2/16	L	@Penn State	81-90
2/19	L	Indiana	72-74
2/21	L	@Northwestern	62-70
2/25	W	@Wisconsin	61-56
2/28	L	Penn State (ot)	85-89
3/5	L	% vs. Indiana	71-78

(#) Indicates AP ranking
! Rainbow Classic, Honolulu
% Big Ten Tournament, Chicago

1998-99
W: 1, L: 1; Big Ten: 1-1
(H: 1-0, A: 0-1, N: 0-0)

	W/L	Opp.	OSU(#)-OPP(#)
11/13	*W*	*Oakland*	*89-61*
11/15	*W*	*Alabama*	*78-70*
11/18	*W*	*Robert Morris*	*61-49*
11/20	*W*	*Penn State*	*70-62*
11/22	*W*	*Army*	*86-45*
11/24	*W*	*Tennessee Tech*	*78-51*
11/28	*L*	*@Vanderbilt (ot)*	*86-92*
12/5	*L*	*@Toledo*	*63-64*
12/14	*W*	*Tenn. Martin*	*92-56*
12/17	*W*	*Florida-Atlantic*	*99-70*
12/21	*W*	*!Alabama-Birmingham*	*71-64*
12/22	*W*	*!North Carolina State*	*81-64*
12/23	*W*	*!Mississippi*	*67-62*
12/27	*L*	*%vs. Miami, Fla.*	*64-72*
1/2	*W*	*@Wisconsin (ot)*	*78-74*
1/9	*W*	*Indiana*	*73(21)-56(13)*
1/12	*L*	*Iowa*	*68(21)-71(12)*
1/16	*L*	*@Michigan*	*74-84*
1/19	*W*	*Purdue*	*72-43(16)*
1/23	*W*	*Minnesota*	*89(15)-60(17)*
1/27	*L*	*@Michigan State*	*71(15)-76(8)*
1/30	*W*	*@Illinois*	*64(15)-61*
2/6	*W*	*@Purdue*	*80(15)-69(19)*
2/9	*W*	*Michigan*	*74(13)-69*
2/13	*W*	*@Iowa*	*73(13)-69(19)*
2/17	*W*	*@Indiana*	*69(11)-67(19)*
2/20	W	Northwestern	59(11)-49
2/24	*W*	*Wisconsin*	*63(10)-54(16)*
2/27	L	@Penn State (ot)	85(10)-98
3/5	*W*	*&vs. Michigan*	*87(12)-69*
3/6	*L*	*&vs. Illinois*	*77(12)-79*
3/11	*W*	*^vs. Murray State*	*72(14)-58*
3/13	*W*	*^vs. Detroit*	*75(14)-44*
3/18	*W*	*#vs. Auburn*	*71(14)-64(4)*
3/20	*W*	*#vs. St. John's*	*77(14)-74(9)*
3/27	*L*	*$vs. Connecticut*	*58(14)-64(3)*

NOTE: 34 games (in italics) vacated by the NCAA
(#) Indicates AP ranking
! Puerto Rico Holiday Classic, San Juan, Puerto Rico
% at HIP Health Plan Orange Bowl, Classic, Sunrise, Fla.
& Big Ten Tournament, Chicago
^NCAA South Regional 1st, 2nd rounds, Indianapolis, Ind.
 # NCAA South Regional Knoxville, Tenn.
$ NCAA Final Four, St. Petersburg, Fla.

1999-00
W: 11, L: 3; Big Ten: 5-1
(H: 8-1, A: 3-1, N: 0-1)

	W/L	Opp.	OSU(#)-OPP(#)
11/16	*L*	*%Notre Dame*	*57(4)-59*
11/29	*W*	*Vermont*	*74(15)-51*
12/4	*W*	*&Duquesne*	*87(15)-55*
12/11	W	Florida A&M	99(13)-47
12/13	W	Coastal Carolina	83(12)-75
12/16	L	@Kansas	67(12)-80(8)
12/19	W	Eastern Kentucky	72(12)-40
12/22	W	Toledo	64(16)-61
12/27	W	Oakland	76(15)-50
12/29	W	American	79(15)-43
1/6	*L*	*@Illinois*	*77(13)-80(19)*
1/9	*W*	*Minnesota*	*71(13)-63*
1/13	*W*	*@Wisconsin*	*53(17)-51*
1/15	*W*	*@Northwestern*	*58(17)-44*
1/20	*W*	*Michigan State*	*78(13)-67(10)*
1/22	*W*	*@St. John's*	*65(13)-64(19)*
1/29	*W*	*Purdue*	*68(8)-57*
2/2	W	Wisconsin	51(5)-48
2/6	W	@Michigan	88(5)-67
2/9	L	Iowa	64(5)-67
2/12	W	Penn State	88(5)-75
2/15	*L*	*@Michigan State*	*72(7)-83(5)*
2/19	*W*	*@Indiana*	*82(7)-71(10)*
2/23	*W*	*Northwestern*	*69(6)-49*
2/27	*W*	*Illinois*	*64(6)-51*
3/1	W	@Penn State	79(6)-73
3/4	W	@Minnesota	82(6)-72
3/10	L	(1)vs. Penn State	66(4)-71
3/17	*W*	*(2)vs. Appalachian St.*	*87(8)-61*
3/19	*L*	*(2)vs. Miami, Fla.*	*62(8)-75(23)*

NOTE: 16 games (in italics) vacated by the NCAA
(#) Indicates AP ranking
% Preseason NIT, Columbus
& Black Coaches Association Classic, Columbus
(1) Big Ten Tournament, Chicago
(2) NCAA South Regional 1st, 2nd rounds, Nashville

RESULTS BY YEAR

2000-01
W: 0, L: 0; Big Ten: 0-0
(H: 0-0, A: 0-0, N: 0-0)

	W/L	Opp.	OSU(#)-OPP(#)
11/17	W	Yale	65-45
11/23	W	!-vs. Florida State	90-65
11/24	L	!-vs. Syracuse (1)	66-77
11/25	L	!-vs. Valparaiso (1)	64-67
12/2	W	Eastern Kentucky	90-44
12/7	W	Denver	83-46
12/10	W	Massachusetts	54-51
12/13	W	St. John's	71-58
12/16	W	Morehead State	93-62
12/20	W	Robert Morris	88-46
12/23	L	Kansas	68-69(9)
12/30	W	Coppin State	80-42
1/3	W	Northwestern	73-56
1/6	L	@Illinois	68-83(9)
1/10	L	Penn State	75-78
1/13	W	Minnesota	78-75
1/18	W	Michigan	78-61
1/21	L	@Michigan State	56-71(3)
1/24	L	@Wisconsin	42-57(19)
1/27	W	Michigan State	64-55(3)
1/31	L	Indiana	67-70
2/3	W	@Minnesota	73-66
2/7	W	@Iowa	69-68(14)
2/10	W	Wisconsin	63-58(16)
2/14	W	@Purdue	65-64
2/17	L	@Alabama	67-85(21)
2/22	W	Illinois	63-61(3)
2/24	W	@Northwestern	69-57
3/3	W	@Penn State	93-87
3/9	L	#-vs. Iowa	66(24)-75
3/15	L	&-vs. Utah State (ot)	68-77

NOTE: Entire season vacated by the NCAA
! 2000 Great Alaska Shootout, Anchorage
 # 2001 Big Ten Tournament, Chicago
& 2001 NCAA Tournament, Greensboro, N.C.

2001-02
W: 0, L: 0; Big Ten: 0-0
(H: 0-0, A: 0-0, N: 0-0)

	W/L	Opp.	OSU(#)-OPP(#)
11/18	W	Winthrop	78-54
11/20	W	Albany	87-62
11/27	W	!-N.C. State	64-50
12/2	W	UNC- Wilmington	80-54
12/9	W	IUPUI	83-70
12/12	W	Santa Clara	88-41
12/15	L	@Louisville	66-61
12/19	L	Pittsburgh	62-55
12/22	W	Eastern Illinois	72-59
12/29	W	UNC-Greensboro	85-54
1/2	W	@Purdue	79-71
1/5	W	Iowa	72-62 (9)
1/9	W	@Massachusetts	70-62
1/12	W	@Northwestern	55-48
1/16	W	Penn State	76-57
1/19	W	Indiana	73-67(25)
1/24	W	Michigan	69(20)-47
1/26	L	@Minnesota	71(20)-89
1/29	W	Illinois	78(25)-67(12)
2/2	W	Northwestern	58(25)-57
2/6	L	@Wisconsin (ot)	92(16)-94
2/10	L	@Michigan State	64(16)-67
2/16	W	@Iowa	72 (20)-66
2/20	L	@Indiana	57 (19)-63 (23)
2/23	W	Purdue	77 (19)-66
2/26	L	Michigan State	76 (18)-81
3/2	W	@Michigan	84 (18)-75
3/8	W	& vs. Michigan	75 (21)-68
3/9	W	& vs. Illinois	94 (21)-88 (10)
3/10	W	# vs. Iowa	81 (21)-64
3/14	W	% vs. Davidson	69(14)-64
3/16	L	% vs. Missouri	67(14)-83

NOTE: Entire season vacated by the NCAA
(#) Indicates AP ranking
! ACC/Big Ten Challenge, Columbus
& 2002 Big Ten Tournament, Indianapolis, Ind.
% NCAA Tournament, Albuquerque, N.M.

2002-03
W: 17, L: 15; Big Ten: 7-9/T 8th
(H: 11-5, A: 3-7, N: 3-3)

	W/L	Opp.	OSU(#)-OPP(#)
11/25	W	Coppin State	58-51
11/29	L	1-vs. Alabama	48-54(4)
12/3	L	2-vs. Duke	76-91(4)
12/7	W	Tennessee Tech	71-64
12/14	W	Morehead State	74-60
12/18	L	@Pittsburgh	49-69(4)
12/21	W	Seton Hall	71-54
12/23	W	Radford	96-80
12/28	W	Tennessee State	94-73
12/30	W	Hampton	70-62
1/4	L	Louisville	64-72(24)
1/9	L	@Michigan St.	55-66(25)
1/11	W	Indiana	81-69(15)
1/15	L	Michigan	50-61
1/18	L	Wisconsin	52-53
1/21	L	@Indiana	51-69(14)
1/25	W	@Iowa	83-72
1/29	L	@Purdue	65-70
2/1	W	Northwestern	65-52
2/5	W	Minnesota	73-68
2/9	L	@Illinois	57-76(16)
2/12	W	@Penn State	76-67
2/15	L	@Michigan	54-70
2/22	W	Purdue	52-44(24)
2/25	L	Iowa	64-71
3/5	W	@Northwestern	52-48
3/8	L	Michigan St.	58-72
3/13	W	3-vs. Iowa	66-64
3/14	W	3-vs. Wisconsin	58-50(18)
3/15	W	3-vs. Michigan St.	55-54
3/16	L	3-vs. Illinois	59-72(13)
3/19	L	4-@ Georgia Tech	58-72

(#) Indicates AP ranking
1-Hall of Fame Tipoff Classic, Springfield, Mass.
2-ACC/Big Ten Challenge, Greensboro, N.C.
3-2003 Big Ten Tournament, Chicago
4-2003 NIT First Round, Atlanta, Ga.

2003-04
W: 14, L: 16; Big Ten: 6-10/9th
(H: 8-7, A: 3-7, N: 3-2)

	W/L	Opp.	OSU(#)-OPP(#)
11/21	L	@San Francisco	65-76
11/24	L	1-vs. San Diego State	61-83
11/25	W	1-vs. Central Michigan	77-71
11/26	W	1-vs. Villanova	67-66
12/3	L	2-Georgia Tech	53-73(13)
12/6	W	3-vs. Virginia Tech	62-57
12/13	W	Samford	80-62
12/17	W	Furman	70-68
12/20	L	@Seton Hall	59-75
12/23	W	Eastern Illinois	69-50
12/28	W	Dartmouth	71-58
12/30	W	Maryland-Baltimore Co.	60-44
1/4	L	Texas Tech	72-80
1/7	L	@Illinois	63-85 (19)
1/10	L	@Penn State	47-64
1/17	W	Minnesota	73-62
1/20	L	Indiana	61-69
1/24	L	@Iowa	65-79
1/28	L	Wisconsin	57-69 (17)
1/31	W	@Purdue	65-59 (21)
2/4	W	Northwestern	72-64
2/7	L	Michigan State	70-84
2/14	L	@Wisconsin	48-78(17)
2/18	L	Iowa	67-78
2/21	W	@Indiana	59-56
2/25	W	@Minnesota	70-59
2/29	L	@Michigan	64-75
3/3	W	Penn State	71-64
3/7	L	Illinois	63-64 (18)
3/11	L	4-vs. Indiana	69-83

(#) Indicates AP ranking
1-EA Sports Maui Invitational, Maui, Hawaii
2-Big Ten/ACC Challenge, Columbus, Ohio
3-at Nationwide Arena, Columbus, Ohio
4-2004 Big Ten Tournament, Indianapolis, Ind.

2006-07 Buckeyes — Big Ten Champions

Row 1 (left to right): David Lighty, Ivan Harris, Ron Lewis, Jamar Butler, Mike Conley Jr.

Row 2 (left ro right): Sam Payne, Othello Hunter, Kyle Madsen, Greg Oden, Matt Terwilliger, Daequan Cook.

2004-05
W: 20, L: 12; Big Ten: 8-8/6th
(H: 15*-2, A: 2-8, N: 3-2)
***Includes 1-0 rcd. at St. John Arena**

	W/L	Opp.	OSU(#)-OPP(#)
11/5	W	1-Towson University	74-53
11/16	W	1-Robert Morris	82-50
11/19	W	Delaware	74-49
11/23	W	2-vs. Houston	78-61
11/24	L	2-vs. Creighton (ot)	63-65
11/27	W	3-Chattanooga	84-67
12/1	L	4-@Clemson	73-80
12/11	W	Portland State	78-54
12/16	W	5-@Texas Tech	77-71
12/19	W	Morehead State	74-48
12/22	W	Mercer	102-77
12/28	W	New Hampshire	77-59
12/31	W	St. Joseph's	72-61
1/5	L	@Illinois	65-84(1)
1/8	W	Iowa	81-69(14)
1/11	L	@Wisconsin	72-66
1/15	L	@LSU	101-113--2ot
1/19	L	Minnesota	56-60--ot
1/22	L	@Indiana	60-67
1/26	W	Penn State	68-62
1/29	W	@Northwestern	65-52
2/2	W	Purdue	75-65
2/5	W	Michigan	72-46
2/9	L	@Michigan St.	69-83 (13)
2/12	W	@Penn State	66-56
2/15	W	Indiana	57-44
2/19	L	@Minnesota	50-52
2/27	L	Wisconsin	56-64(20)
3/2	L	@Iowa	72-74
3/6	W	Illinois	65-64(1)
3/10	W	6-vs. Penn State	72-69
3/11	L	6-vs. Wisconsin	49-60(20)

(#) Indicates AP ranking
1-Guardians Classic, Columbus, Ohio
2-Guardians Classic, Kansas City, Mo.
3-at St. John Arena, Columbus, Ohio
4-Big Ten/ACC Challenge, Clemson, S.C.
5-American Airlines Center, Dallas, Texas
6-2005 Big Ten Tournament, Chicago

2005-06
W: 26, L: 6; Big Ten: 12-4/1st
(H: 16-1, A: 6-3, N: 4-2)

	W/L	Opp.	OSU(#)-OPP(#)
11/20	W	Chicago State	81-52
11/22	W	Butler (ot)	79-69
11/28	W	1-Virginia Tech	69-59
12/10	W	@St. Joseph's	81-74
12/12	W	Norfolk St.	92-59
12/14	W	Belmont	85-75
12/17	W	2-vs. Iowa State	70-67
12/23	W	Tennessee St.	74(24)-65
12/28	W	Gardner-Webb	87(21)-58
12/31	W	Louisiana State	78(21)-76
1/5	W	Penn State	104(18)-69
1/7	L	@Indiana	79(18)-81(16)
1/11	W	@Purdue	80(19)-64
1/15	L	Michigan State-2OT	59(19)-62(14)
1/18	W	Wisconsin	77(19)-67(15)
1/21	W	@Penn State	75(19)-65
1/28	L	@Iowa	62(16)-67
1/30	W	Florida A&M	95(20)-53
2/4	W	Minnesota	67(20)-53
2/9	W	@Michigan	94(19)-85(22)
2/12	W	Illinois	69(19)-53(10)
2/15	L	@Wisconsin	73(12)-78
2/18	W	Northwestern	61(12)-52
2/22	W	@Michigan State	79(13)-68(18)
2/25	W	Michigan	64(13)-54
3/1	W	@Northwestern	56(9)-53
3/5	W	Purdue	76(9)-57
3/10	W	3-vs. Penn State	63(7)-56
3/11	W	3-vs. Indiana	52(7)-51
3/12	L	3-vs. Iowa	60(7)-67(20)
3/17	W	4-vs. Davidson	70(6)-62
3/19	L	4-vs. Georgetown	52(6)-70(23)

1-Big Ten/ACC Challenge, Columbus, Ohio
2-Des Moines, Iowa.
3-2006 Big Ten Tournament, Indianapolis, Ind.
4-2006 NCAA Tournament 1st, 2nd Rds., Dayton, Ohio

RESULTS BY YEAR

2006-07
W: 35, L: 4, Big Ten: 15-1/1st
(H: 18-0, A: 7-3, N: 10-1)

	W/L	Opp.	OSU (#)-OPP(#)
11/10	W	1-Virginia Military	107(7)-69
11/11	W	1-Loyola (Ill.)	87(7)-75
11/12	W	1-Kent State	81(7)-59
11/17	W	Eastern Kentucky	74(5)-45
11/20	W	San Francisco	82(4)-60
11/24	W	2-Youngstown State	91(4)-57
11/29	L	3-vs. North Carolina	89(3)-98(7)
12/2	W	Valparaiso	78(3)-58
12/9	W	Cleveland State	78(5)-57
12/16	W	4-vs. Cincinnati	72(4)-50
12/19	W	Iowa State	75(3)-56
12/23	L	@Florida	60(3)-86(5)
12/30	W	Coppin State	91(6)-54
1/2	W	Indiana	74(6)-67
1/6	W	@Illinois	62(6)-44
1/9	L	@Wisconsin	69(5)-72(3)
1/13	W	Tennessee	68(5)-66(16)
1/17	W	Northwestern	73(7)-41
1/20	W	Iowa	82(7)-63
1/24	W	@Northwestern	59(5)-50
1/27	W	Michigan State	66(5)-64
1/31	W	@Purdue	78(4)-60
2/3	W	@Michigan State	63(4)-54
2/6	W	Michigan	76(3)-63
2/10	W	Purdue	63(3)-56
2/14	W	@Penn State	64(2)-62
2/18	W	@Minnesota	85(2)-67
2/21	W	Penn State	68(2)-60
2/25	W	Wisconsin	49(2)-48(1)
3/3	W	@Michigan	65(1)-61
3/9	W	5-vs. Michigan	72(1)-62
3/10	W	5-vs. Purdue	63(1)-52
3/11	W	5-vs. Wisconsin	66(1)-49(3)
3/15	W	6-vs. Central Conn. St.	78(1)-57
3/17	W	6-vs. Xavier	78(1)-71
3/22	W	7-vs. Tennessee	85(1)-84(22)
3/24	W	7-vs. Memphis	92(1)-76(5)
3/31	W	8-vs. Georgetown	67(1)-60(9)
4/2	L	8-vs. Florida	75(1)-84(6)

1-BCA Classic, Columbus, Ohio
2-at Nationwide Arena, Columbus, Ohio
3-Big Ten/ACC Challenge, Chapel Hill, N.C.
4-2006 Wooden Tradition, Indianapolis
5-2007 Big Ten Tournament, Chicago
6-NCAA First and Second Rounds, Lexington, Ky.
7-NCAA South Regionals, San Antonio, Texas
8-NCAA Final Four, Atlanta, Ga.

2007-08
W: 24, L: 13, Big Ten: 10-8/5th
(H: 17-3, A: 4-8, N: 3-1)

	W/L	Opp.	OSU (#)-OPP(#)
11/12	W	1-Green Bay	91-68
11/13	W	1-Columbia	68-54
11/21	W	2-vs Syracuse	79-65(21)
11/23	L	2-vs. Texas A&M	47-70(16)
11/25	W	3-Virginia Military	90-57
11/28	L	4-North Carolina	55-66(1)
12/1	L	@Butler	46-65(16)
12/10	W	Coppin State	47-39
12/15	W	Presbyterian	87-43
12/18	W	5-vs. Cleveland State	80-63
12/22	W	Florida	62-49
12/29	W	Maryland-Baltimore Co.	92-83
1/3	W	@Illinois	74-58
1/6	W	Northwestern	62-51
1/9	W	Iowa	79-48
1/12	L	@Purdue	68-75
1/15	L	@Michigan State	60-66(11)
1/19	L	@Tennessee	69-74(6)
1/22	W	Illinois	64-58
1/26	W	Minnesota	76-60
1/29	W	@Penn State	68-56
2/2	L	@Iowa	48-53
2/5	W	Michigan	65-55
2/10	L	Indiana	53-59(14)
2/13	W	@Northwestern	65-47
2/17	L	@Michigan	70-80
2/24	L	Wisconsin	53-58(11)
2/26	L	@Indiana	69-72(12)
3/1	L	@Minnesota	57-71
3/4	W	Purdue	80-77(15)
3/9	W	Michigan State	63-54(17)
3/14	L	6-vs. Michigan State	60-67(19)
3/18	W	7-vs. UNC Asheville	84-66
3/24	W	3/7-vs. California	73-56
3/26	W	7-vs. Dayton	74-63
4/1	W	8-vs. Mississippi	81-69
4/3	W	8-vs. Massachusetts	92-85

1-Dick's Sporting Goods NIT Season Tip-Off, Columbus
2-Dick's Sporting Goods NIT Season Tip-Off, New York
3-St. John Arena, Columbus
4-Big Ten/ACC Challenge, Columbus
5-Quicken Loans Arena, Cleveland
6-2008 Big Ten Tournament, Indianapolis
7-2008 MasterCard NIT, Columbus
8-2008 MasterCard NIT, New York

2008-09
W: 22, L: 11, Big Ten: 10-8/T-4th
(H: 15-3, A: 4-6, N: 3-2)

	W/L	Opp.	OSU (#)-OPP(#)
11/20	W	1-Delaware State	70-42
11/24	W	Bowling Green	61-57
1129	W	Samford	59-22
12/2	W	2-@ Miami, Fla.	73-68(21)
12/6	W	3-vs. Notre Dame	67-62(7)
12/13	W	Butler	54(21)-51
12/17	W	Jacksonville	81(17)-68
12/20	W	Iona	71(17)-53
12/22	W	UNC Asheville	83(15)-59
12/27	L	West Virginia	48(15)-76
12/31	W	Iowa	68(24)-65
1/3	L	@Minnesota	59(24)-68(21)
1/6	L	@Michigan State	58-67(8)
1/9	W	Houston Baptist	89-66
1/13	W	Indiana	77-53
1/17	W	@Michigan	64-58(25)
1/20	L	@Illinois	49-67(25)
1/25	L	Michigan State	67-78(7)
1/28	W	Michigan	72-54
1/31	W	@Indiana	93-81
2/3	W	Purdue (ot)	82-70(12)
2/7	W	Minnesota	64-58 (19)
2/14	L	@Wisconsin	50(24)-55
2/18	L	@Northwestern	69-72
2/22	L	Illinois	68-70(18)
2/24	W	Penn State	73-59
2/28	L	@Purdue	50-75(16)
3/3	W	@Iowa	60-58
3/8	W	Northwestern	52-47
3/13	W	4-Wisconsin	61-57
3/14	W	4-Michigan State	82-70(7)
3/15	L	4-Purdue	61-65(24)
3/20	L	5-Siena (2ot)	72-74

1-St. John Arena, Columbus
2-Big Ten/ACC Challenge, Miami, Fla.
3-Lucas Oil Stadium, Indianapolis
4-Conseco Fieldhouse, Indianapolis
5-2009 NCAA Tournament, Dayton, Ohio

2009-10
W: 29, L: 8, Big Ten: 14-4/T-1st
(H: 17-1, A: 6-5, N: 6-2)

	W/L	Opp.	OSU (#)-OPP(#)
11/9	W	1-Alcorn State	100(16)-60
11/12	W	1-James Madison	74(16)-44
11/19	L	2-vs. North Carolina	73(15)-77(6)
11/20	W	2-vs. California	76(15)-70(13)
11/24	W	Lipscomb	84(17)-64
11/28	W	St. Francis (Pa.)	110(17)-47
12/2	W	3-Florida State	77(15)-64(21)
12/5	W	Eastern Michigan	111(15)-60
12/12	L	@Butler	66(13)-74(22)
12/16	W	Presbyterian	78(18)-48
12/19	W	Delaware State	60(18)-44
12/22	W	Cleveland State	72(17)-59
12/31	L	@Wisconsin	43(15)-65(23)
1/3	L	@Michigan	64(15)-73
1/6	W	Indiana	79-54
1/9	L	@Minnesota	62-73
1/12	W	@Purdue	70-66(6)
1/16	W	Wisconsin	60-51(13)
1/19	W	Northwestern	76(21)-56
1/23	L	@West Virginia	65(21)-71(11)
1/27	W	@Iowa	65(20)-57
1/31	W	Minnesota	85(20)-63
2/3	W	Penn State	75(13)-62
2/7	W	Iowa	68(13)-58
2/10	W	@Indiana	69(13)-52
2/14	W	@Illinois	72(13)-53
2/17	L	Purdue	57(9)-60(4)
2/21	W	@Michigan State	74(9)-67(11)
2/24	W	@Penn State	75(9)-67
2/27	W	Michigan	66(9)-55
3/2	W	Illinois	73(6)-57
3/12	W	4-Michigan	69(5)-68
3/13	W 2ot	4-Illinois	88(5)-81
3/14	W	4-Minnesota	90(5)-61
3/19	W	5-UC Santa Barbara	68(5)-51
3/21	W	5-Georgia Tech	75(5)-66
3/26	L	6-Tennessee	73(5)-76(15)

1-2K Sports Classic, Columbus
2-2K Sports Classic, New York
3-Big Ten/ACC Challenge, Columbus
4-Conseco Fieldhouse, Indianapolis
5-NCAA 1st-2nd Rnds, Milwaukee, Wis.
6-NCAA Midwest Regional, St. Louis, Mo.

2009-10 Buckeyes — Big Ten Champions

Row 1 (left ro right): Evan Ravenel, Nikola Kecman, Dallas Lauderdale, Jon Diebler, David Lighty, William Buford, Eddie Days.

Row 2 (left to right): Lenzelle Smith Jr., Jordan Sibert, Deshaun Thomas, Jared Sullinger, J.D. Weatherspoon, Aaron Craft.

RESULTS BY YEAR

2010-11
W: 34, L: 3, Big Ten: 16-2/1st
(H: 20-0, A: 9-2, N: 5-1)

	W/L	Opp.	OSU (#)-OPP(#)
11/12	W	1-North Carolina A&T	102(4)-61
11/16	W	2-@Florida	93(4)-75(9)
11/20	W	1-UNC Wilmington	81(4)-41
11/23	W	1-Morehead State	64(3)-45
11/26	W	Miami (Ohio)	66(3)-45
11/30	W	3-@Florida State	58(2)-44
12/9	W	IUPUI	75(2)-64
12/12	W	4-Western Carolina	85(2)-60
12/15	W	Florida Gulf Coast	83(2)-55
12/18	W	South Carolina	79(2)-57
12/21	W	UNC Asheville	96(2)-49
12/23	W	Oakland	92(2)-63
12/27	W	Tennessee-Martin	100(2)-40
12/31	W	@Indiana	85(2)-67
1/4	W	@Iowa	73(2)-68
1/9	W	Minnesota	67(2)-64
1/12	W	@Michigan	68(2)-64
1/15	W	Penn State	69(2)-66
1/19	W	Iowa	70(1)-48
1/22	W	@Illinois	73(1)-68(23)
1/25	W	Purdue	87(1)-64(12)
1/29	W	@Northwestern	58(1)-57
2/3	W	Michigan	62(1)-53
2/6	W	@Minnesota	82(1)-69(18)
2/12	L	@Wisconsin	67(1)-71(13)
2/15	W	Michigan State	71(2)-61
2/20	L	@Purdue	63(2)-76(11)
2/22	W	Illinois	89(2)-70
2/27	W	Indiana	82(2)-61
3/1	W	@Penn State	82(1)-61
3/6	W	Wisconsin	93(1)-65(10)
3/11	W	5-Northwestern	67(1)-61
3/12	W	5-Michigan	68(1)-61
3/13	W	5-Penn State	71(1)-60
3/18	W	6-UT-San Antonio	75(1)-46
3/20	W	6-George Mason	98(1)-66
3/25	L	7-Kentucky	60(1)-62(11)

1-Global Sports Invitational, Columbus
2-Global Sports Invitational, Gainesville, Fla.
3-Big Ten/ACC Challenge, Tallahassee, Fla.
4-St. John Arena, Columbus
5-Big Ten Tournament, Indianapolis
6-NCAA 2nd-3rd Rnds, Cleveland, Ohio
7-East Regional Semifinals, Newark, N.J.

2011-12
W: 31, L: 8, Big Ten: 13-5/T-1st
(H: 18-2, A: 7-4, N: 6-2)

	W/L	Opp.	OSU (#)-OPP(#)
11/11	W	1-Wright State	73(3)-42
11/15	W	1-Florida	81(3)-74(7)
11/18	W	1-Jackson State	85(3)-41
11/21	W	1-North Florida	85(3)-50
11/23	W	Virginia Military	107(3)-74
11/25	W	Valparaiso	80(3)-47
11/29	W	2-Duke	85(2)-63(3)
12/3	W	Texas-Pan American	64(2)-35
12/10	L	@Kansas	67(2)-78(13)
12/14	W	S. Carolina-Upstate	82(2)-58
12/17	W	@South Carolina	74(2)-66
12/20	W	Lamar	70(2)-50
12/22	W	3-Miami (Ohio)	69(2)-40
12/28	W	Northwestern	87(2)-54
12/31	L	@Indiana	71(2)-74(13)
1/3	W	Nebraska	71(6)-40
1/7	W	@Iowa	76(6)-47
1/10	L	@Illinois	74(5)-79
1/15	W	Indiana	80(5)-63(7)
1/21	W	@Nebraska	79(6)-45
1/25	W	Penn State	78(4)-54
1/29	W	Michigan	64(4)-49(20)
2/4	W	@Wisconsin	58(3)-52(19)
2/7	W	Purdue	87(3)-84
2/11	L	Michigan State	48(3)-58(11)
2/14	W	@Minnesota	78(6)-68
2/18	L	@Michigan	51(6)-56(17)
2/21	W	Illinois	83(8)-67
2/26	L	Wisconsin	60(8)-63(16)
2/29	W	@Northwestern	75(10)-73
3/4	W	@Michigan State	72(10)-70(5)
3/9	W	4-vs. Purdue	88(7)-71
3/10	W	4-vs. Michigan	77(7)-55(10)
3/11	L	4-vs. Michigan State	64(7)-68(8)
3/15	W	5-vs. Loyola	78(7)-59
3/17	W	5-vs. Gonzaga	73(7)-66
3/22	W	6-vs. Cincinnati	81(7)-66
3/24	W	6-vs. Syracuse	77(7)-70(2)
3/31	L	7-vs. Kansas	62(7)-64(6)

1-Global Sports Shootout, Columbus
2-Big Ten/ACC Challenge, Columbus
3-Nationwide Arena
4-Big Ten Tournament, Indianapolis
5-NCAA 2nd-3rd Rnds., Pittsburgh, Pa.
6-NCAA East Regional, Boston
7-NCAA Final Four, New Orleans

2012-13
W: 29, L: 8, Big Ten: 13-5/T-2nd
(H: 16-2, A: 5-5, N: 8-1)

	W/L	Opp.	OSU (#)-OPP(#)
11/11	W	1-Albany	82(4)-60
11/17	W	2-vs. Rhode Island	68(4)-59
11/18	W	2-vs. Washington	77(4)-66
11/23	W	1-Kansas City	91(3)-45
11/28	L	3-@Duke	68(4)-73(2)
12/1	W	Northern Kentucky	70(4)-43
12/8	W	Long Beach State	89(7)-55
12/12	W	Savannah State	85(7)-45
12/15	W	UNC Asheville	90(7)-72
12/18	W	Winthrop	65(7)-55
12/22	L	Kansas	66(7)-74(9)
12/29	W	Chicago State	87(10)-44
1/2	W	Nebraska	70(8)-44
1/5	L	@Illinois	55(8)-74(11)
1/8	W	@Purdue	74(15)-64
1/13	W	Michigan	56(15)-53(2)
1/19	L	@Michigan State	56(11)-59(18)
1/22	W	Iowa	72(14)-63
1/26	W	@Penn State	65(14)-51
1/29	W	Wisconsin	58(11)-49
2/2	W	@Nebraska	63(11)-56
2/5	L (ot)	@Michigan	74(10)-76(3)
2/10	L	Indiana	68(10)-81(1)
2/14	W	Northwestern	69(13)-59
2/17	L	@Wisconsin	49(13)-71(20)
2/20	W	Minnesota	71(18)-45
2/24	W	Michigan State	68(18)-60(4)
2/28	W	@Northwestern	63(16)-53
3/5	W	@Indiana	67(14)-58(2)
3/10	W	Illinois	68(14)-55
3/15	W	4-vs. 10-Nebraska	71(10)-50
3/16	W	4-vs. 3-Michigan State	61(10)-58(8)
3/17	W	4-vs. 4-Wisconsin	50(10)-43(22)
3/22	W	5-vs. Iona	95(7)-70
3/24	W	5-vs. Iowa State	78(7)-75
3/28	W	6-vs. Arizona	73(7)-70(22)
3/30	L	6-vs. Wichita State	66(7)-70

1-Basketball Hall of Fame Tip-Off, Value City Arena, Columbus, Ohio
2-Basketball Hall of Fame Tip-Off, Uncasville, Conn.
3-Big Ten/ACC Challenge, Cameron Indoor Stadium, Durham, N.C.
4-2013 Big Ten Tournament, United Center, Chicago
5-NCAA 2nd-3rd Rounds, Dayton, Ohio
6-NCAA West Regional, Los Angeles

2013-14
W: 25, L: 10, Big Ten: 10-8/5th
(H: 17-3, A: 5-5, N: 3-2)

	W/L	Opp.	OSU (#)-OPP(#)
11/9	W	Morgan State	89(11)-50
11/12	W	Ohio University	79(10)-69
11/16	W	@Marquette	52(10)-35(17)
11/20	W	American	63(8)-52
11/25	W	Wyoming	65(7)-50
11/29	W	North Florida	99(7)-64
12/4	W	1-Maryland	76(5)-60
12/7	W	Central Connecticut State	74(5)-56
12/11	W	2-Bryant	86(3)-48
12/14	W	2-North Dakota State	79(3)-62
12/18	W	2-Delaware	76(3)-64
12/21	W	3-vs. Notre Dame	64(3)-61
12/27	W	Louisiana-Monroe	71(3)-31
12/31	W	@Purdue	78(3)-69
1/4	W	Nebraska	84(3)-53
1/7	L (ot)	@Michigan State	68(3)-72(5)
1/12	L	Iowa	74(3)-84(20)
1/16	L	@Minnesota	53(11)-63
1/20	L	@Nebraska	62(17)-68
1/23	W	Illinois	62(17)-55
1/29	L ot	Penn State	70(24)-71
2/1	W	@Wisconsin	59(24)-58(14)
2/4	W	@Iowa	76-69(17)
2/8	W	Purdue	67-49
2/11	L	Michigan	60(22)-70(15)
2/15	W	@Illinois	48(22)-39
2/19	W	Northwestern	76(24)-60
2/22	W	Minnesota	64(24)-46
2/27	L	@Penn State	63(22)-65
3/2	L	@Indiana	64(22)-72
3/9	W	Michigan State	69-67(22)
3/13	W	4-vs. Purdue	63(24)-61
3/14	W	4-vs. Nebraska	71(24)-67
3/15	L	4-vs. Michigan	69(24)-72(8)
3/20	L	5-vs. Dayton	59(22)-60

1 - Big Ten/ACC Challenge, Columbus, Ohio
2 - Gotham Classic, Columbus, Ohio
3 - Gotham Classic, Madison Square Garden, New York
4 - Big Ten Tournament, Bankers Life Fieldhouse, Indianapolis
5 - 2014 NCAA Tournament, First Niagara Center, Buffalo, N.Y.

2010-11 Buckeyes — Big Ten Champions

Row 1 (left ro right): Evan Ravenel, Nikola Kecman, Dallas Lauderdale, Jon Diebler, David Lighty, William Buford, Eddie Days.

Row 2 (left to right): Lenzelle Smith Jr., Jordan Sibert, Deshaun Thomas, Jared Sullinger, J.D. Weatherspoon, Aaron Craft.

2011-12 Buckeyes — Big Ten Champions

Row 1 (left ro right): Lenzelle Smith, Jr., Deshaun Thomas, Shannon Scott, William Buford, Jordan Sibert, Aaron Craft

Row 2 (left to right): Alex Rogers, J.D. Weatherspoon, LaQuinton Ross, Jared Sullinger, Amir Williams, Trey McDonald, Evan Ravenel, Sam Thompson

RESULTS BY YEAR

2014-15
W: 24, L: 11, Big Ten: 11-7/6th
(H: 18-2, A: 4-6, N: 2-3)

	W/L	Opp.	OSU (#)-OPP(#)
11/14	W	UMass-Lowell	92(20)-55
11/18	W	Marquette	74(20)-63
11/23	W	1-Sacred Heart	106(20)-48
11/26	W	1-Campbell	91(16)-64
11/28	W	1-James Madison	73(16)-56
12/2	L	2-@Louisville	55(14)-64(5)
12/6	W	1-Colgate	70(14)-50
12/10	W	High Point (ESPNU)	97(12)-43
12/13	W	Morehead State	87(12)-71
12/17	W	3-N. Carolina A&T	97(12)-55
12/20	L	4-vs. North Carolina	74(12)-82(24)
12/22	W	Miami, Ohio	93(21)-55
12/27	W	Wright State	100(21)-55
12/30	L	Iowa	65(20)-71
1/3	W	Illinois	77(20)-61
1/6	W	@Minnesota	74(22)-72 OT
1/10	L	@Indiana	66(22)-69
1/13	W	Michigan	71-52
1/17	L	@Iowa	67-76
1/22	W	@Northwestern	69-67
1/25	W	Indiana	82-70(23)
1/29	W	Maryland	80-56(16)
2/4	L	@Purdue	58(20)-60
2/8	W	@Rutgers	79(20)-60
2/11	W	Penn State	75(23)-55
2/14	L	@Michigan State	56(23)-59
2/22	L	@Michigan	57(24)-64
2/26	W	Nebraska	81-57
3/1	W	Purdue	65-61
3/4	W	@Penn State	77(23)-67
3/8	L	Wisconsin	48(23)-72(6)
3/12	W	5-vs. Minnesota	79-73
3/13	L	5-vs. Michigan St.	67-76
3/19	W	6-vs. VCU	75-72(25) OT
3/21	L	6-vs. No. 5 Arizona	58-73(5)

1-Buckeye Classic, Value City Arena, Columbus, Ohio
2-Big Ten/ACC Challenge, KFC Yum! Center, Louisville, Ky.
3-Nationwide Arena, Columbus, Ohio
4-CBS Sports Classic, United Center, Chicago
5-Big Ten Tournament, United Center, Chicago
6-NCAA 2nd/3rd Rnds, Moda Center, Portland, Ore.

2015-16
W: 21, L: 14, Big Ten: 11-7/7th
(H: 15-6, A: 4-6, N: 2-2)

	W/L	Opp.	OSU (#)-OPP(#)
11/15	W	Mount St. Mary's	76-54
11/17	W	1-Grambling	82-55
11/20	L	1-UT-Arlington	68-73
11/24	L	1-Louisiana Tech	74-82
11/27	L	2-vs. Memphis	81-76-ot
12/1	L	3-Virginia	58-64(10)
12/5	W	Virginia Military Institute	89-62
12/8	W	Air Force	74-50
12/12	L	@ Connecticut	55-75
12/16	W	Northern Illinois	67-54
12/19	W	4-vs. Kentucky	74-67(4)
12/22	W	Mercer	64-44
12/27	W	South Carolina State	73-57
12/30	W	Minnesota	78-63
1/3	W	Illinois	75-73
1/6	W	@ Northwestern	65-56
1/10	L	@ Indiana	60-85
1/13	W	Rutgers	94-68
1/16	L	@ Maryland	65-100(3)
1/21	L	@ Purdue	64-75(22)
1/25	W	Penn State	66-46
1/28	W	@ Illinois	68-6-ot
1/31	L	Maryland	61-66(8)
2/4	L	@ Wisconsin	68-79
2/9	W	Northwestern	71-63
2/13	W	@ Rutgers	79-69
2/16	W	Michigan	76-66
2/20	W	@ Nebraska	65-62 OT
2/23	L	Michigan State	62-81(6)
2/28	W	Iowa	68-64(8)
3/5	L	@ Michigan State	76-91(2)
3/10	W	5-vs.10-Penn State	79-75
3/11	L	5-vs. 2-Michigan State	54-81(2)
3/15	W	6- Akron	72-63 OT
3/20	L	6-Florida	66-74

1-Hall of Fame Classic, Columbus, Ohio
2-Hall of Fame Classic, Miami, Fla.
3-Big Ten/ACC Challenge, Columbus, Ohio
4-CBSSports Challenge, Brooklyn, New York
5-Big Ten Tournament, Indianapolis
6-2016 NIT, Columbus, Ohio

2016-17
W: 17, L: 15, Big Ten: 7-11/11th
(H: 13-6, A: 4-7, N: 0-2)

	W/L	Opp.	OSU (#)-OPP(#)
11/11	W	1-@Navy	78-68
11/14	W	2-North Carolina Central	69-63
11/17	W	3-Providence	72-67
11/21	W	2-Western Carolina	66-38
11/23	W	2-Jackson State	78-47
11/25	W	2-Marshall	111-70
11/30	L	4-@Virginia	61-63(6)
12/3	W	Fairleigh Dickinson	70-62
12/6	L	Florida Atlantic	77-79-ot
12/10	W	Connecticut	64-60
12/17	L	5-vs. UCLA	73-86(2)
12/20	W	Youngstown State	77-40
12/22	W	UNC Asheville	79-77
1/1	L	@Illinois	70-75
1/5	L	Purdue	75-76(20)
1/8	L	@Minnesota	68-78
1/12	L	@Wisconsin	66-89(18)
1/15	W	Michigan State	72-67
1/18	W	@Nebraska	67-66
1/22	L	Northwestern	72-74
1/25	W	Minnesota	78-72
1/28	L	@Iowa	72-85
1/31	L	Maryland	71-77(17)
2/4	W	@Michigan	70-66
2/8	W	Rutgers	70-64
2/11	L	@Maryland	77-86(21)
2/14	L	@Michigan State	66-74
2/18	L	Nebraska	57-58
2/23	W	Wisconsin	83-73(16)
2/28	W	@Penn State	71-70
3/4	L	Indiana	92-96
3/8	L	6-Rutgers	57-66

1-Veterans Classic, Annapolis, Maryland
2-Global Sports Invitational, Columbus, Ohio
3-Gavitt Tipoff Games, Columbus, Ohio
4-Big Ten/ACC Challenge, Charlottesville, Virginia
5-CBSSports Classic, Las Vegas, Nevada
6-Big Ten Tournament, Washington, D.C.

(#) Indicates *AP* ranking

2017-18
W: 5, L: 15, Big Ten: 5-3/2nd
(H: 16-2, A: 6-2, N: 3-5)

	W/L	Opp.	OSU (#)-OPP(#)
11/10	W	Robert Morris	95-64
11/12	W	Radford	82-72
11/16	W	Texas Southern	82-64
11/19	W	1-Northeastern	80-55
11/23	L	2-vs. Gonzaga	59-86(17)
11/24	W	2-vs. Stanford	79-71
11/26	L	2-vs. Butler	66-67 OT
11/29	L	3-Clemson	65-79
12/2	W	@Wisconsin	83-58
12/4	W	Michigan	71-62
12/9	W	William & Mary	97-62
12/16	W	Appalachian St.	80-67
12/19	W	The Citadel	94-65
12/23	L	4-vs. North Carolina	72-86(5)
12/30	W	Miami (Ohio)	72-59
1/4	W	@Iowa	92-81
1/7	W	Michigan State	80-64(1)
1/11	W	Maryland	91-69
1/14	W	@Rutgers	68-46
1/17	W	5-@Northwestern	71(22)-65
1/20	W	6-vs. Minnesota	67(22)-49
1/22	W	Nebraska	64(13)-59
1/25	L	Penn State	79(13)-82
1/30	W	Indiana	71(17)-56
2/4	W	Illinois	75(17)-67
2/7	W	@Purdue	64(14)-63(3)
2/10	W	Iowa	82(14)-64
2/15	L	@Penn State	56(8)-79
2/18	L	@Michigan	62(8)-74(22)
2/20	W	Rutgers	79(16)-52
2/23	W	@Indiana	80(16)-78 2OT
3/2	L	7-vs. Penn State	68(13)-69
3/15	W	8-vs. SDSU	81(17)-73
3/17	L	8-vs. Gonzaga	84(17)-90(6)

1-PK80, Columbus, Ohio
2-PK80, Portland, Oregon
3-Big Ten/ACC Challenge, Columbus, Ohio
4-CBSSports Classic, New Orleans
5-at Allstate Arena, Rosemont, Illinois
6-at Madison Square Garden, New York
7-at Madison Square Garden, New York
8-NCAA Tournament, Taco Bell Arena, Boise, Idaho

(#) Indicates *AP* ranking

MEDIA INFORMATION

MEMBERS OF THE MEDIA

The Ohio State Department of Athletics would like to take this opportunity to thank those members of the media who over the years have covered Buckeye basketball. We have enjoyed working with you and look forward to doing so again during the 2018-19 season. This team guide has been prepared to assist you in your coverage of the Buckeyes. Every effort has been made to ensure both its accuracy and thoroughness. Hopefully, this document will assist your coverage with all aspects of the Ohio State basketball program and The Ohio State University. This document also contains important information relative to interviews with Ohio State student-athletes and coaches, as well as instructions for applying for credentials. Any questions in either area should be directed to Dan Wallenberg at 614-292-4095 or at wallenberg.1@osu.edu. Again, thank you for your coverage of Ohio State's 36 varsity teams.

CREDENTIAL REQUESTS

Please apply for credentials online at www.OhioStateBuckeyes.com/media. Credentials are mailed when possible. If time does not permit, credentials will be held at the Schottenstein Center at the Media Will Call/Media Entrance located through the Stage Door of the loading dock on the West side of the facility. Parking is in the west media lot near the corner of Fred Taylor and Borror drives. Take the stairs down from the media parking lot to the loading dock. Credential priority is given to those print and electronic media outlets that cover Ohio State or its opponent on a regular basis. In order to qualify for a credential, a news agency must have a full-time sports director or editor.

WEB SITES

Media credentials are issued only for individuals who are affiliated with websites for national or regional television and news media organizations, e.g., *USA Today* online, ESPN.com, etc., for institutions that are Big Ten Conference members, non-conference opponents and for the Big Ten Conference. The Ohio State University reserves the right to deny media credentials to any individual whose website is not affiliated with an official news gathering organization.

PRACTICE PLANS

Ohio State will practice in the late afternoon during the first semester. Practice times are TBA for second semester. All practices will be closed.

ROAD REQUESTS

Please direct all credential requests for Ohio State's road/neutral site games to the host school or event's media relations contact.

INTERVIEW POLICY

Head coach Chris Holtmann will be available for interviews with the local media at times to be determined on a weekly basis. Out-of-town media members should contact Dan Wallenberg in the OSU Athletics Communications office for interviews with all coaches, staff and student-athletes. Ohio State players will be available for interviews before practice, typically twice a week. Those days will be announced weekly and are based on the game schedule. Interviews are held in the Value City Arena interview room off the loading dock on the west side of the facility (postgame interview room). Interviews of a longer duration with student-athletes may be arranged by contacting Athletics Communications. Student-athletes are instructed not to accept phone calls or participate in any interviews off campus.

at Cincinnati, 6 p.m., Nov. 7, 2018, ESPN2
Andre Foushee, 513-556-5182
Credentials: (Andre.Foushee@uc.edu)

at Creighton, Time 7 p.m., Nov. 15, 2018, FS1
Rob Anderson, 402-280-5544
Credentials: (randerson@creighton.edu)

at Illinois, 7 p.m., Dec. 5, 2018, BTN
Derrick Burson, 217-333-1391, burson@illinois.edu
Credentials: (www.fightingillini.com/media)

vs. UCLA, 3 p.m., Dec. 22, 2018, CBS
United Center, Chicago
Katherine Kanner, 847-480-4864
Credentials: (katherine.kanner@kemperlesnik.com)

at Rutgers, 7 p.m., Jan. 9, 2019, BTN
Kevin Lorincz, 732-445-4200,
Credentials: (klorincz@scarletknights.com)

at Iowa, 2:30 p.m., Jan. 12, 2019, BTN
Matthew Weitzel, 319-430-8176
Credentials: (Matthew-weitzel@uiowa.edu)

at Nebraska, Noon, Jan. 26, 2019, FS1
Shamus McKnight, 402-472-7772,
Credentials: (smcknight@huskers.com)

at Michigan, 9 p.m., Jan. 29, 2019, ESPN/2
Tom Wywrot, 734-647-1268, twywrot@umich.edu
Credentials: (www.mgoblue.com/media)

at Indiana, 1 p.m., Feb. 10, 2019, CBS
J.D. Campbell, 812-855-9794
Credentials: (jc56@indiana.edu)

at Michigan State, 1 p.m., Feb. 17, 2019, CBS
Mex Carey, 517-884-0033, carey@ath.msu.edu
Credentials: (msuspartans.com/mbballcredentials)

at Maryland, 2 p.m., Feb. 23, 2019, ESPN/2
Sean Ellenby, 301-314-8093
Credentials: (sellenby@umd.edu)

at Purdue, 2 p.m., March 2, 2019, ESPN/2
Chris Forman, 765-494-3201
Credentials: (cforman@purdue.edu)

at Northwestern, 9 p.m., March 6, 2019, BTN
Ray O'Connell, 847-467-3418
raymond.oconnell@northwestern.edu
Credentials:
(nusports.com/school-bio/media-services.html)

2018-19 QUICK FACTS

Location....Columbus, Ohio (pop. 2.0m)
Founded....1870
Enrollment....59,837 (Columbus), 66,444 (All campuses)
Nickname....Buckeyes
Colors....Scarlet (PMS 200) and Gray (PMS 429)
Mascot....Brutus Buckeye
President....Dr. Michael Drake (Stanford)
Athletics Director....Eugene Smith (Notre Dame, '77)
Faculty Rep. ....John E. Davidson (University of the South, '82)
Conference....Big Ten

BASKETBALL HISTORY

First Year....1898
All-Time Record....1,668-1,078 (119 seasons)*
NCAA Appearances 28 (1939-44-45-46-50-60-61-62-68-71-80-82-83-85-87-90-91-92-06-07-09-10-11-12-13-14-15-18)
NCAA Record....50-27
National Championships....1 (1960)
National Runners-up....4 (1939-61-62-07)
NCAA Final Fours....10 (1939-44-45-46-60-61-62-68-07-12)
NCAA Elite Eights 14 (1939-44-45-46-50-60-61-62-68-71-92-07-12-13)
NCAA Sweet 16s 14 (1960-61-62-68-71-80-83-91-92-07-10-11-12-13)
NIT Appearances....9 (1979-84-86-88-89-93-03-08-16)
NIT Record....19-8
NIT Championships....2 (1986, 2008)
NIT Runners-up....1 (1988)
All-Time Big Ten Reg. Season Rcd. ....793-703 (106 seasons)*
Big Ten Championships (reg. season)....20 (1925-33-39-44-46-50-60-61-62-63-64-68-71-91-92-06-07-10-11-12)
Outright Big Ten Titles....13 (1925-39-44-46-50-60-61-62-71-92-06-07-11)
Big Ten Tourney Title Game Appearances/Titles....8/4 (2003-06-07-09-10-11-12-13/2007-10-11-13)
Big Ten Tournament Record....26-14
Home Court....Value City Arena (19,049/18,809-students present)
Year Opened/1st Game....1998-99/Oakland (11/13/98), W 89-61
VCA Home Record....251-46 (20 years)*

2017-18 INFORMATION

Overall Record....25-9
Big Ten Record/Place....15-3/2nd
Letterwinners Returning/Lost....9/4
Starters Returning/Lost....2/3

TEAM FACTS

Head Coach....Chris Holtmann (Taylor, 1994)
Record at Ohio State (Yrs.)....25-9 (2nd Year)
Career Record (Yrs.)....139-94 (8 yrs.)
Big Ten Regular-Season Record....15-3 (2nd Year)
Assistant Coaches....Ryan Pedon (2nd yr./Wooster, 2000)
Mike Schrage (2nd yr./Indiana, 1998)
Terry Johnson (2nd yr./IPFW, 1998)
Dir. of Basketball Operations....David Egelhoff (17th yr./Ohio State, 2001)
Dir. of Player Development....Scoonie Penn (2nd yr.)
Assistant to the Head Coach....Mike Netti (2nd yr.)
Video Coordinator....Kyle Davis
Athletic Trainer....Jeff Deits
Head OSU Athletics Physican....Dr. James Borchers
Team Physician....Dr. Grant Jones
Strength/Conditioning....Quadrian Banks
Equipment Manager....Eric Buchanan

OHIO STATE ATHLETICS COMMUNICATIONS

Associate Athletics Director, Communications
(MBK contact):....Dan Wallenberg
E-mail:....wallenberg.1@osu.edu
Office / Cell:....614-292-6861 / 614-266-4306
Twitter:....@OSUADAthComm
Secondary Contact/E-mail....Brett Rybak/rybak.13@osu.edu
Office/Cell/Twitter....614-292-1112/440-840-4962
Twitter:....@BrettRybak

*113 games (82-31) vacated by the NCAA between 1998-99 and 2001-02, including 56 Big Ten games (41-15) and 56 games at VCA (49-7).

MEDIA INFORMATION

COVERING THE GAME

Credentialed members of the media should enter Value City Arena at the northeast entrance near the east baseline. All seats are assigned. Credentials should be displayed around the neck at all times and are for the use of the working media only. Photographers also have assigned locations. Flash photography is not permitted. Photographers are limited to shooting from the assigned locations at court level. Elevated shooting locations are also available. See a member of the Ohio State Athletics Communications staff for exact locations.

MEDIA PARKING

Media parking (requires a pass) will be in the west lot, located off Lane Avenue near the corner of Fred Taylor and Borror drives.

POSTGAME PROCEDURES

The Ohio State locker room is closed both home and away. A member of the Ohio State Athletics Communications staff will take requests for players with about five minutes remaining at home games. Selected players then will meet with the media in the postgame interview room located at west arena level near the VCA loading dock, typically before either of the head coaches. On the road, selected players will be made available outside the OSU locker room or in the opponent's designated interview area. At home games, the visiting coach will be brought into the media room, located at arena level in the northwest corner (loading dock) of VCA, following the 10-minute cooling off period for his interviews. OSU head coach Chris Holtmann will follow. Holtmann will be available in the host school's designated interview area on the road following his postgame radio show. Student-athletes will be made available outside the Ohio State locker room after a 10-minute cooling-off period.

TELEPHONE/WIRELESS

A limited number of telephone lines are available on a first-come, first-served basis in the media workroom located off the northeast tunnel of Value City Arena. Media members who need a telephone line installed should contact the University Phone Service (UNITS) at 614-292-8648. Please attempt to contact UNITS at least four working days in advance of the game. Free wireless internet is available in both on press row in VCA and in the media work room. Wireless internet information is posted in the media areas at VCA.

VISITING RADIO LINES

All non-Big Ten radio stations wishing to broadcast from Value City Arena must contact Skip Mosic, WBNS-FM 97.1 The Fan, for arrangements at 614-460-3745. Please call at least three weeks prior to your game.

OHIOSTATEBUCKEYES.COM

This is the official website of the Ohio State University Athletics Department. In it you will find links to all the 36 Ohio State University varsity sports as well as schedules, traditions, school information and tickets. Additional links direct you to the Alumni Association, campus maps, the OSU Marching Band, the Big Ten Conference and the NCAA.

2018-19 UNIVERSITY QUICK FACTS

Location	Columbus, Ohio (pop. 1.7m)
Founded	1870
Enrollment	58,322 (Columbus), 64,868 (All campuses)
Nickname	Buckeyes
Colors	Scarlet (PMS 200) and Gray (PMS 429)
Mascot	Brutus Buckeye
President	Dr. Michael Drake (Stanford)
Athletics Director	Eugene Smith (Notre Dame, '77)
Faculty Rep.	John E. Davidson (University of the South, '82)
Conference	Big Ten

THE CHRIS HOLTMANN CALL-IN SHOW

Ohio State head coach Chris Holtmann will be featured on a weekly call-in show beginning in early December. The show will air locally on 97.1 FM The Fan and on various stations within the Ohio State Buckeyes Radio Network. Shows typically air on Mondays.

Paul Keels, the voice of the Buckeyes, acts as host of the show along with expert analyst Ron Stokes.

PHOTO REQUESTS

Still photography requests of Ohio State players and coaches should be emailed to either Dan Wallenberg (wallenberg.1@osu.edu) or Brett Rybak (rybak.13@osu.edu).

VIDEO SERVICES

For information regarding video services and game footage (if available) the manager of video services at 614-688-5359.

OHIO STATE ATHLETICS COMMUNICATIONS OFFICE

Dan Wallenberg
Associate AD, Communications

Leann Parker
Director

Jerry Emig
Associate Director

Mike Basford
Associate Director

Alex Morando
Assistant Director

Brett Rybak
Assistant Director

Kyle Kuhlman
Assistant Director

Gary Petit
Assistant Director

Candace Johnson
Assistant Director

Grace Amberg
Sport Associate

Don Hawkins
Sport Associate

Jennifer Kirchner
Communications Assistant

Associate AD for Communications:
Dan Wallenberg (Men's Basketball)
Direct Office Phone: 614-292-4095
Cell: 614-266-4306
E-mail/Twitter: wallenberg.1@osu.edu/ OSUADAthComm

Director
Leann Parker (Men's Hockey)

Associate Directors
Jerry Emig (Football)
Mike Basford (Football, Men's Lacrosse)

Assistant Directors
Candace Johnson (Women's Volleyball, Softball)
Kyle Kuhlman (Men's Volleyball, Wrestling, Football-Stats)
Alex Morando (Men's Soccer, Baseball, Football-Digital)
Gary Petit (Women's Basketball)
Brett Rybak (Women's Soccer, Men's Basketball-Secondary, Football-Program)

Student Assistants
Danajha Clemons (Track & Field)
Ray Delgado (Men's Golf)
Emilia Frizzi (Field Hockey/Rowing, Men's Basketball)
Harrison Grandey (Men's Tennis)
Mariah Haitz (Women's Tennis)
Alyssa Jacobs (Synchronized Swimming)
Mark Leopold (Track & Field)
Allison Lowe (Fencing)
Ashley Parsons (Women's Golf)
Cameron Schlechty (Pistol/Swimming)
Kylie Sturgill (Rifle/Swimming)

Sport Associates
Don Hawkins (Women's Hockey, Men's Gymnastics)
Grace Amberg (Rowing, Men's and Women's Swim/ Dive)

Communications Assistant
Jennifer Kirchner

Main Office Phone 614-292-6861
Fax 614-292-8547
Press Row ..... 614-688-5330, 5331 or 5333
Website Address .....OhioStateBuckeyes.com
Mailing Address .....Ohio State Athletics Comm
2400 Olentangy River Road, Fawcett Center
6th Floor, Columbus, OH 43210-1166

Emilia Frizzi
AC Student Assistant,
Men's Basketball

THE BIG TEN CONFERENCE OFFICE

Asst. Commissioner, Communications .....Jason Yellin
Phone 847-696-1010
E-mail .....Jyellin@bigten.org
Men's Basketball Contact .....Jason Yellin
Phone 847-696-1010
E-mail .....Jyellin@bigten.org
Fax 847-696-1110
Website ..... bigten.org
Address .....5440 Park Place, Rosemont, IL 60018

BIG TEN MEN'S BASKETBALL CONTACTS

Kerry Kenny
Asst. Commissioner,
Public Affairs/Television
Administrator
kkenny@bigten.org

Rick Boyages
Associate Commissioner
Men's Basketball

Jason Yellin
Director, Communications
Men's Basketball

2018-19 OHIO STATE SCHEDULE

DATE	OPPONENT	TV	TIME	SERIES
November				
1-Thurs.	**UNC Pembroke (Exh.)**	**BTN Plus**	**7 p.m.**	
7-Wed.	at Cincinnati	ESPN2	6 p.m.	6-4
11-Sun.	**1-Purdue Fort Wayne**	**BTN**	**4 p.m.**	**First Meeting**
15-Thurs.	2-at Creighton	FS1	7 p.m.	5-3
18-Sun.	**1-South Carolina State**	**BTN Plus**	**2 p.m.**	**1-0**
20-Tues.	**1-Samford**	**BTN Plus**	**7 p.m.**	**2-0**
23-Fri.	**1A-Cleveland State**	**FS1**	**8 p.m.**	**7-1**
28-Wed.	**3-Syracuse**	**ESPN/2**	**7 p.m.**	**5-1**
December				
2-Sun.	**Minnesota**	**BTN**	**7 p.m.**	**86-57**
5-Wed.	4-vs. Illinois	BTN	7 p.m.	72-102
15-Sat.	**Bucknell**	**BTN**	**Noon**	**1-0**
18-Tues.	**Youngstown State**	**BTN**	**7 p.m.**	**4-0**
22-Sat.	5-vs. UCLA	CBS	3 p.m.	4-6
29-Sat.	**High Point**	**BTN/+**	**TBD**	**1-0**
January				
5-Sat.	**Michigan State**	**FOX**	**Noon**	**57-68**
9-Wed.	at Rutgers	BTN	7 p.m.	6-2
12-Sat.	at Iowa	BTN	2:30 p.m.	75-77
18-Fri.	**Maryland**	**FS1**	**6:30 p.m.**	**6-6**
23-Wed.	**Purdue**	**BTN**	**7 p.m.**	**84-86**
26-Sat.	at Nebraska	FS1	Noon	15-4
29-Tues.	at Michigan	ESPN/2	9 p.m.	97-77
February				
2-Sat.	**Rutgers**	**BTN**	**Noon**	
7-Thurs.	**Penn State**	**ESPN/2**	**7 p.m.**	**34-17**
10-Sun.	at Indiana	CBS	1 p.m.	79-105
14-Thurs.	**Illinois**	**ESPN/2**	**7 p.m.**	
17-Sun.	at Michigan State	CBS	1 p.m.	
20-Wed.	**Northwestern**	**BTN**	**8:30 p.m.**	**118-46**
23-Sat.	at Maryland	ESPN/2	2 p.m.	
26-Tues.	**Iowa**	**BTN**	**7 p.m.**	
March				
2-Sat.	at Purdue	ESPN/2	2 p.m.	
6-Wed.	at Northwestern	BTN	9 p.m.	
10-Sun.	**Wisconsin**	**CBS**	**4:30 p.m.**	**88-70**
13-17/Wed.-Sun.	4-Big Ten Tournament			

1-Buckeye Basketball Classic, Value City Arena, Columbus, Ohio
1a-Buckeye Basketball Classic, St. John Arena, Columbus, Ohio
2-2018 Gavitt Games, CenturyLink Center, Omaha, Nebraska
3-Big Ten/ACC Challenge, Value City Arena, Columbus, Ohio
4-United Center, Chicago
5-CBSSports Classic, United Center, Chicago
Home games in **Bold**

NOTING THE 2018-19 SCHEDULE...

- The Buckeyes again will take part in the annual Big Ten/ACC Challenge. Ohio State welcomes Syracuse to Columbus Nov. 28 this year.
- Now in its fifth year, Ohio State will again play in the CBSSports Classic. The event will take place in Chicago this season Dec. 22. The Buckeyes take on UCLA while Kentucky takes on North Carolina.
- Creighton will play host to the Buckeyes Nov. 15 in Omaha, Nebraska. The game is part of The Gavitt Games, which pits members of the Big Ten vs. Big East opponents.
- Two Big Ten Conference games will be played in early December this year in what will become the norm going forward with the league expanding to a 20-game, regular-season slate. Ohio State will host Minnesota Dec. 2 and then will travel to Chicago for a neutral-site game vs. Illinois Dec. 5 at the United Center.
- The annual Big Ten Tournament returns to the Midwest this year after playing in Washington D.C. in 2017 and New York in 2018. The United Center in Chicago welcomes the Big Ten March 13-17 this year. Indianapolis will host in 2020, Chicago in 2021 and then back to Indianapolis in 2022.
- The Buckeyes will have 18 home games in 2018-19 plus an exhibition contest vs. UNC Pembroke Nov. 1.
- The Buckeyes will return to historic St. John Arena for a game vs. Cleveland State Nov. 23 (8 p.m.). Ohio Staet is 431-151 all-time in the venue. Ohio State last played a full season at St. John in 1997-98 but have played five times there since Value City Arena opened for the 1998-99 season. The Buckeyes last played at St. John during the 2010-11 season, an 85-60 win over Western Carolina Dec. 12, 2010.
- Seven Big Ten teams (Illinois, Purdue, Rutgers, Maryland, Iowa, Michigan State, Northwestern) battle the Buckeyes twice during the regular season with three (Minnesota, Penn State and Wisconsin) traveling only to Columbus. Ohio State travels to face Indiana, Michigan and Nebraska this year.
- The Buckeyes will be making four trips to the Chicago area this season. Three trips will be made to downtown Chicago for games vs. Illinois (Dec. 5), vs. UCLA (Dec. 22) and for the Big Ten Tournament (March 13-17) at the United Center. The other trip will be to renovated Welsh-Ryan Arena on Northwestern's campus in Evanston March 6.
- Ohio State will play 12 regular-season games against 10 teams that advanced to postseason play in 2018. Eleven games are scheduled vs. 2018 NCAA Tournament teams (Creighton, Cincinnati, Bucknell, Syracuse, UCLA, Purdue (2), Michigan State(2), Michigan) while two contests pit the Buckeyes vs. 2018 NIT squads (Penn State, Nebraska).

2018-19 TRAVEL DESTINATIONS (One Way from Columbus)

Opponent	City	Mileage	Date(s)
Cincinnati	Cincinnati, Ohio	109 miles	Nov. 7
Creighton	Omaha, Nebraska	687 miles	Nov. 15
Illinois	Chicago, Illinois	282 miles	Dec. 5
vs. UCLA	Chicago, Illinois	282 miles	Dec. 22
Rutgers	Piscataway, New Jersey	456 miles	Jan. 9
Iowa	Iowa City, Iowa	478 miles	Jan. 12
Nebraska	Lincoln, Nebraska	730 miles	Jan. 26
Michigan	Ann Arbor, Michigan	212 miles	Jan. 29
Indiana	Bloomington, Indiana	225 miles	Feb. 10
Michigan State	East Lansing, Michigan	211 miles	Feb. 17
Maryland	College Park, Maryland	329 miles	Feb. 23
Purdue	West Lafayette, Indiana	215 miles	March 2
Northwestern	Evanston, Illinois	292 miles	March 6
Big Ten Tournament	Chicago, Illinois	282 miles	March 13-17

Total travel-round trip – 9,580 miles

2018-19 TRAVELING STOPS

The Buckeyes will travel 14 times to eight states from Nebraska to New Jersey in the 2018-19 regular season and the Big Ten Tournament covering a minimum of 9,580 miles.

THE OHIO STATE IMG SPORTS NETWORK

THE OHIO STATE-IMG SPORTS NETWORK

All Ohio State men's basketball games are broadcast by The Ohio State-IMG Sports Network. In Columbus, the flagship station for the Buckeyes' 67-station statewide network is 97.1 FM The Fan. Paul Keels is in his 21st season as the Buckeyes' play-by-play announcer and former Ohio State standout Ron Stokes is in his 22nd season as an expert analyst. Keels was inducted into the Radio and Television Broadcasters of Ohio Hall of Fame Oct. 7, 2007.

Paul Keels
Play-by-play

Ron Stokes
Expert Analysis

Ronnie Stokes was a two-time Buckeye captain and a four-year letterman between 1982-85.

WBNS 97.1 The Fan serves as the flagship station for the 67-station, statewide, Ohio State Sports Radio Network.

2018-19 OHIO STATE BASKETBALL RADIO NETWORK AFFILIATES

City	Station(s)	DIAL
Akron	WAKR-AM	1590
Ashtabula	WFUN-AM	970
Athens	WATH-AM/WATH FM	970/97.1
Bellefontaine	WPKO-FM	98.3
Bucyrus	WBCO-AM/WQEL-FM	1540/92.7
Cambridge	WILE-FM	97.7
Canton	WHBC-AM	1480
Celina	WCSM-AM/WCSM-FM	1350/96.7
Chillicothe	WBEX-AM/WBEX-FM	1490/92.7
Cincinnati	WDJO-AM	1480
Cincinnati	WDJO*/WDJO*	107.9/99.5
Cleveland	WKNR-AM	850
Columbus (Flagship)	WBNS-AM/WBNS-FM	1460/97.1
Coshocton	WTNS-FM	99.3
Dayton	WING-AM	1410
Dover	WJER-AM/WJER*	1450/100.9
Elyria	WEOL-AM	930
Findlay	WFIN-AM/WFIN*	1330/99.5
Fostoria	WFOB-AM	1430
Fredericktown	WMAN-FM	98.3
Fremont	WOHF-FM	92.1
Hillsboro	WSRW-AM/WSRW-FM	1590/101.5
Ironton	WIRO-AM	1230
Jackson	WYRO-FM	98.7
Kenova/Huntington, W.Va.	WTCR-AM	1420
Lancaster	WLOH-AM/WLOH-FM	1320/104.5
Lima	WIMA-AM	1150
Logan	WLOH-FM	99.3
Mansfield	WMAN-AM	1400
Marietta	WMOA-AM/WMOA*	1490/101.3
Marion	WMRN-AM	1490
Marysville	WQTT-AM/WQTT*	1270/96.7
McConnelsville	WJAW-FM	100.9
Mount Vernon	WMVO-AM/WMVO-FM	1300/100.9
Napoleon	WNDH-FM	103.1
Newark	WCLT-AM/WCLT-FM	1430/98.7
Norwalk	WLKR-FM	95.3
Painesville	WABQ-AM	1460
Paulding	WKSD-FM	99.7
Portsmouth	WNXT-AM	1260
Ravenswood	WMOV-AM/WMOV*	1360/106.7
Sandusky	WLEC-AM	1450
Sidney	WMVR-FM	105.5
Toledo	WTOD-FM	106.5
Uhrichsville	WBTC-AM	1540
Upper Sandusky	WYNT-FM	95.9
Van Wert	WERT-AM/WERT*	1220/104.3
Washington Court House	WCHO-AM	1250
Wooster	WQKT-AM	104.5
Youngstown	WNIO-AM	1390
Zanesville	WHIZ-AM	1240

** Indicates FM translator/simulcast of AM*

All games also can be heard LIVE over the internet on www.OhioStateBuckeyes.com.

VALUE CITY ARENA

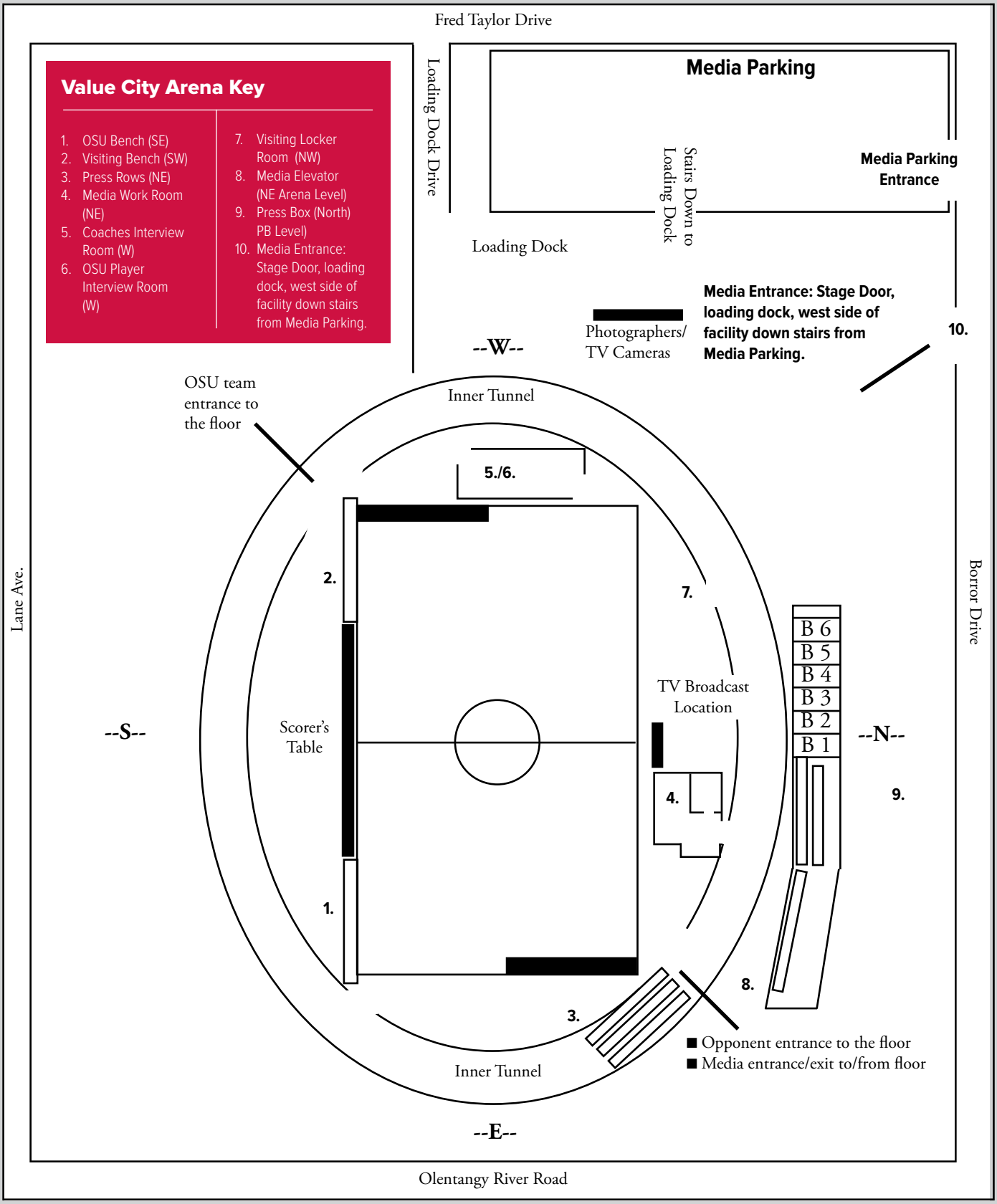

VALUE CITY ARENA

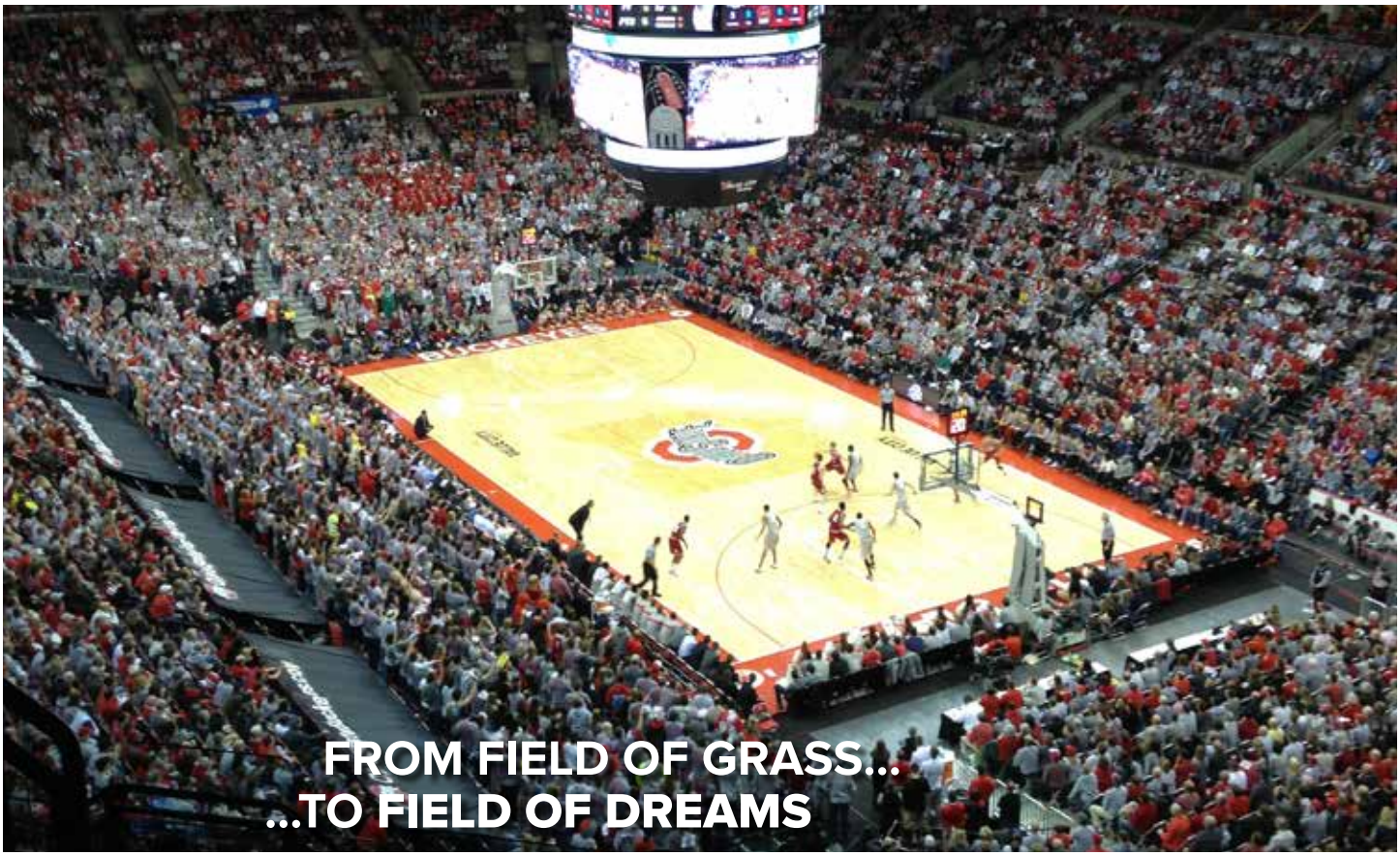

The Jerome Schottenstein Center opened in November, 1998 - a commitment to excellence by The Ohio State University Department of Athletics to provide state of the art facilities for students, student-athletes, coaches, staff, supporters and fans. First and foremost, home of the Ohio State University men's and women's basketball teams as well as men's hockey, the multipurpose facility also hosts the Ohio High School Athletics Association (OHSAA) state championships in boys basketball, girls basketball and wrestling and a wide variety of concerts, family shows and touring productions.

Named as the result of a generous $12.8 million lead gift, the Center pays tribute to Jerome Schottenstein, late Columbus businessman, philanthropist and founder of Schottenstein Stores Corp. Additional building "partners" include Huntington Banks, after which the venue's luxurious second level, The Huntington Club, is named, The Kroger Company, which contributed to The Ohio State University Hall of Fame; and Nationwide Insurance, which contributed toward the venue's extraordinary terrazzo floorscapes. With the exception of $15 million from the state legislature for an initial design study, no tuition money, student fees or University General Funds were (or are) used for the building.

Since the opening of the Center, three Ohio State varsity sports have called the Schottenstein Center home. The women's basketball team, winners of a record six-consecutive Big Ten Conference regular-season titles from 2005-10, is directed by head coach Kevin McGuff, now in his sixth year after taking over the program in 2013-14. Men's basketball is under the direction of Chris Holtmann, who is in his second year calling the "Schotts." On the ice at the largest collegiate hockey facility in the country, head coach Steve Rohlik enters his sixth season at the Ohio State helm. Home of the Buckeyes – "The Schott" prepares for another exciting season of making memories.

The venue is in the midst of its first significant renovation to include the relocation of the Athletic Ticket Office and official Team Shop to the facility's North side allowing greater accessibility to public parking. The new space will house offices for the Buckeye men's and women's basketball programs. The balance of the project is focused on enhancing the guest experience throughout the entry level concourse with updated finishes as well as new concession/ dining options on the North and East featuring expanded seating and convenient grab-n-go options. The project is scheduled for completion in time for the 2018-2019 basketball season.

TICKETS
For the latest event info, visit www.schottensteincenter.com. Tickets for men's and women's basketball, men's ice hockey and entertainment are available at The Ohio State Athletics Ticket Office, located just inside the southeast rotunda - open 8AM-5PM Mon.-Fri. Tickets can also be purchased at ticketmaster.com or charge at 1-800-745-3000. Basketball and hockey tickets also can be purchased at www.OhioStateBuckeyes.com. Service charges vary.

TRAFFIC TIPS
The Schott is accessible directly off Route 315. We recommend the Ackerman Road EXIT and proceed east to designated lots or continue to Olentangy River Road (turn right). Parking staff will direct you to one of the Center's on-site spaces or one of the surrounding lots. FREE shuttles (including para-transit vans) run from the Buckeye Lots (off Ackerman Rd.) for large events (starting approximately two hours prior to the start of an event).

LUXURY SUITES / SEAT LICENSES
Suites (long-term and for specific events) and personal seat licenses are available for rent. For information call Justin Doyle at 614-688-5860.

VALUE CITY ARENA

TEAM SHOP
The "Official Team Shop" is located at "the Schott" on the entry-level concourse featuring the latest in official Buckeye apparel, gift ideas and accessories. Merchandise also is available online at http://shop.ohiostatebuckeyes.com/.

WHAT IS TERRAZZO?
A unique feature of the Center is the terrazzo (a composite of marble or stone chips set in mortar and polished) floor anchored by six "Larger than Life" floorscapes by artist Alexis Smith. Images were selected from the University archives. 8,350 gallons of epoxy were used to secure over 5 miles of 1/16" zinc wire strips painstakingly bent by hand and placed over drawn lines. Color numbers were marked in each section (paint-by-number style). 115 tons of aggregates (stones, mother of pearl, glass) were mixed. The floor around the hockey player contains a high percentage of Mother-of-Pearl chips that cause it to sparkle like ice. Each rotunda took six weeks to complete.

The John Havelicek floorscape in the Southwest entry features the only non-scarlet and gray (blue) terrazzo to represent the opponent's jersey. The basketball in Havlicek's hand is over 13 feet in diameter. A starter from 1960-1962, Havlicek accumulated a record of 78-6, played in three-consecutive Final Fours, the 1960 National Championship team and was a 1962 All-American. After his career with Ohio State, he played for the Boston Celtics and ultimately entered the NBA Hall of Fame.

The Women's Basketball Club floorscape, in the Southeast rotunda spotlights the uniform styles of the early 1900's. Women's basketball became a varsity sport in 1965. The Averill Roberts (1990-93) terrazzo pays tribute to a player that helped take the women's team to the 1993 Final Four.

Hockey is featured in the floorscape in the Northwest rotunda. The player's face is Benji Wolke (1998), the stick depicted belongs to Perry Pooley (1984 All-American and 1984 Academic All-American) and the body is a composite of several players from the 1980-1982 teams. Men's Ice Hockey became a varsity sport in 1963-1964; and advanced to the NCAA Frozen Four in 1998.

The inclusion of basketball and hockey in the Schottenstein Center terazzo floorscapes makes sense, but why baseball? Baseball was the FIRST varsity sport at The Ohio State University and the image depicted in the Northeast rotunda of the 1890 baseball team actually features Buckeye basketball coach Fred Taylor, who played first base for the Buckeyes and became Ohio State's first All-American baseball player in 1950.

SCHOTT FUN FACTS

- The Jerome Schottenstein Center is the largest arena in the Big Ten and one of the largest capacity university arenas in the world - 17,500 for hockey, 19,049 for basketball and up to 21,000 for concerts.
- If filled with Coca-Cola, the arena would hold 133,187,970 gallons. / 17,714,000 basketballs.
- The Jerome Schottenstein Center measures more than 700,000 square feet (St. John Arena would fit inside more than twice.)
- The designers of the Schottenstein Center were Curt Moody (Moody/Nolan Ltd.), a former walk-on OSU basketball player, lettering in 1971, '72 and '73, and Sink Combers Dethlefs of Denver.
- The arena can be converted from hockey to basketball in about 4-5 hours, and from basketball to hockey in 3.5-4.5 hours.
- TOP GROSSING EVENTS — The Rolling Stones, Kenny Chesney, Bruce Springsteen and The Eagles are all honorary members of The Million Dollar Club.
- The fastest sellout ever recorded — AC/DC in 10 minutes.

BY THE NUMBERS

- 1 Toilet for every 47 guests
- 9.5 Feet; shower heads in the Buckeyes' locker room
- 12 miles of refrigerated pipe used in the ice floor
- 52 Luxury suites for rent
- 136 Feet; height from the floor to roof top
- 225 Number of 4'x 8' wooden floor pieces in the Buckeye's home court
- 1,800 Square feet; size of "The Official Team Shop"
- 5,652 Number of light fixtures
- 10,000 gallons - amount of water needed to make one inch of ice
- 1,000,000 Average number of guests that visit the Center every year.

VISITING THE OHIO STATE UNIVERSITY

DIRECTIONS TO VALUE CITY ARENA

From the East - Take I-70 West to SR 315 North to Worthington. Follow to the Lane Avenue exit and turn right. At the next traffic light, turn left onto Fred Taylor Drive to Value City Arena.

From the West - Take I-70 East to SR 315 North. Follow to the Lane Avenue exit and turn right. At the next traffic light, turn left onto Fred Taylor Drive to Value City Arena.

From the North - Take I-71 South to I-270 West to SR 315 South. Exit at Ackerman Road and turn left. At the next traffic light, turn right onto Fred Taylor Drive to Value City Arena.

From the South - Take I-71 North to I-670 West to SR 315 North to Worthington. Follow to the Lane Avenue exit and turn right. At the next traffic light, turn left onto Fred Taylor Drive to Vaule City Arena.

From Port Columbus Airport - Take International Gateway to I-670 West. Veer left and follow to SR 315 North to Worthington. Exit at Lane Avenue and turn right. At the next traffic light, turn left onto Fred Taylor Drive to Value City Arena.

COLUMBUS CABS

Blue Cab Co.
614-236-4444

Yellow Cab
614-444-4444

Shamrock Taxi
614-263-8294

THE BIG TEN CONFERENCE SCHEDULE

2018-19 COMPOSITE BIG TEN SCHEDULE

NOVEMBER

30
Wisconsin at Iowa
Michigan St. at Rutgers

DECEMBER

1
Northwestern at Indiana
Penn State at Maryland
Purdue at Michigan

2
Illinois at Nebraska
Minnesota at **Ohio State**

3
Iowa at Michigan St.
Rutgers at Wisconsin

4
Michigan at Northwestern
Indiana at Penn State

5
Ohio State at Illinois
(at United Center, Chicago)
Nebraska at Minnesota

6
Maryland at Purdue

JANUARY

2
Nebraska at Maryland
Northwestern at Michigan St.

3
Illinois at Indiana
Penn State at Michigan
Iowa at Purdue
Minnesota at Wisconsin

5
Michigan St. at **Ohio State**
Maryland at Rutgers

6
Nebraska at Iowa
Indiana at Michigan
Illinois at Northwestern
Wisconsin at Penn State

8
Purdue at Michigan St.
Maryland at Minnesota

9
Iowa at Northwestern
Ohio State at Rutgers

10
Michigan at Illinois
Penn State at Nebraska

11
Indiana at Maryland
Purdue at Wisconsin

12
Ohio State at Iowa
Rutgers at Minnesota

13
Northwestern at Michigan
Michigan St. at Penn State

14
Nebraska at Indiana
Wisconsin at Maryland

15
Rutgers at Purdue

16
Minnesota at Illinois
Iowa at Penn State

17
Michigan St. at Nebraska

18
Maryland at **Ohio State**
Northwestern at Rutgers

19
Penn State at Minnesota
Indiana at Purdue
Michigan at Wisconsin

20
Illinois at Iowa

21
Maryland at Michigan St.
Nebraska at Rutgers

22
Minnesota at Michigan
Indiana at Northwestern

23
Wisconsin at Illinois
Purdue at **Ohio State**

24
Michigan St. at Iowa

25
Michigan at Indiana

26
Illinois at Maryland
(at MSG, New York)
Ohio State at Nebraska
Rutgers at Penn State
Northwestern at Wisconsin

27
Iowa at Minnesota
Michigan St. at Purdue

29
Northwestern at Maryland
Ohio State at Michigan
Wisconsin at Nebraska

30
Illinois at Minnesota
Indiana at Rutgers

31
Purdue at Penn State

FEBRUARY

1
Michigan at Iowa
Maryland at Wisconsin

2
Nebraska at Illinois
Indiana at Michigan St.
Rutgers at **Ohio State**

3
Minnesota at Purdue

4
Penn State at Northwestern

5
Michigan St. at Illinois
Michigan at Rutgers

6
Wisconsin at Minnesota
Maryland at Nebraska

7
Iowa at Indiana
Penn State at **Ohio State**

9
Rutgers at Illinois
Wisconsin at Michigan
Minnesota at Michigan St.
Nebraska at Purdue

10
Ohio State at Indiana
Northwestern at Iowa

12
Purdue at Maryland
Michigan at Penn State
Michigan St. at Wisconsin

13
Minnesota at Nebraska
Rutgers at Northwestern

14
Illinois at **Ohio State**

16
Maryland at Michigan
Indiana at Minnesota
Northwestern at Nebraska
Penn State at Purdue
Iowa at Rutgers

17
Ohio State at Michigan St.

18
Illinois at Wisconsin

19
Purdue at Indiana
Maryland at Iowa
Nebraska at Penn State

20
Rutgers at Michigan St.
Northwestern at **Ohio State**

21
Michigan at Minnesota

22
Indiana at Iowa

23
Penn State at Illinois
Ohio State at Maryland
Purdue at Nebraska
Wisconsin at Northwestern

24
Michigan St. at Michigan
Minnesota at Rutgers

26
Wisconsin at Indiana
Iowa at **Ohio State**

27
Maryland at Penn State
Illinois at Purdue

28
Nebraska at Michigan
Minnesota at Northwestern

MARCH

2
Michigan St. at Indiana
Rutgers at Iowa
Ohio State at Purdue
Penn State at Wisconsin

3
Northwestern at Illinois
Michigan at Maryland

5
Nebraska at Michigan St.
Purdue at Minnesota

6
Ohio State at Northwestern
Penn State at Rutgers

7
Indiana at Illinois
Iowa at Wisconsin

8
Minnesota at Maryland

9
Michigan at Michigan St.
Purdue at Northwestern

10
Rutgers at Indiana
Iowa at Nebraska
Wisconsin at **Ohio State**
Illinois at Penn State

BIG TEN SCORING ANALYSIS

	OSU	Opp.	Margin	OSU Rcd.
All Games	100,745	99,078	1,667	862-734
Avg.	63.1	62.1	1.0	
OSU Wins	59,640	50,175	9,465	862
Avg.	69.2	58.2	11.0	
OSU Losses	41,237	48,903	-7,666	734
Avg.	56.2	66.6	-10.4	
In Columbus	50,314	46,170	4,144	774
Avg.	65.0	59.7	5.4	
Home Wins	36,457	30,096	6,361	523
Avg.	69.7	57.5	12.2	
Home Losses	13,772	15,998	-2,226	251
Avg.	54.9	63.7	-8.9	
Away Games	46,654	49,170	-2,516	766
Avg.	60.9	64.2	-3.3	
Away Wins	20,710	17,922	2,788	306
Avg.	67.7	58.6	9.1	
Away Losses	25,944	31,248	-5,304	460
Avg.	56.4	67.9	-11.5	
Neutral Site	3,909	3,738	171	56
Avg.	69.8	66.8	3.1	
Neutral Wins	2,363	2,066	297	33
Avg.	71.6	62.6	9.0	
Neutral Losses	1,546	1,672	-126	23
Avg.	67.2	72.7	-5.5	

Note: Includes statistics from 113 vacated games from 1998-2002.

OHIO STATE VS. THE BIG TEN

When OSU Scores...			OSU Record				OSU Record
	W	L	Pct.		W	L	Pct.
100+	32	0	1.000				
90-99	85	9	0.904	90+	117	9	0.929
80-89	142	55	0.721	80+	259	64	0.802
70-79	232	149	0.609	70+	491	213	0.697
60-69	164	201	0.449	60+	655	414	0.613
50-59	65	98	0.399	50+	720	512	0.584
40-49	44	40	0.524	40+	764	552	0.581
39 or fewer	98	182	0.350				
Total	862	734	0.540		862	734	0.540

OHIO STATE VS. THE BIG TEN

	All Games			Home Games			Away Games			Neutral Games			Total
	W	L	Pct.	HW	HL	Pct.	AW	AL	Pct.	NW	NL	Pct.	Games
Illinois	72	102	0.414	45	41	0.523	26	60	0.302	1	1	0.500	174
Indiana	79	105	0.429	53	36	0.596	25	64	0.281	1	5	0.167	184
Iowa	75	77	0.493	48	27	0.640	25	49	0.338	2	1	0.667	152
Maryland	6	6	0.500	4	2	0.667	1	4	0.200	1	0	1.000	12
Michigan	97	77	0.557	56	27	0.675	37	48	0.435	4	2	0.667	174
MSU	57	68	0.456	37	23	0.617	17	41	0.293	3	4	0.429	125
Minnesota	86	57	0.601	52	18	0.743	31	39	0.443	3	0	1.000	143
Nebraska	15	4	0.789	8	1	0.889	5	2	0.714	2	1	0.667	19
Northwestern	118	46	0.720	68	15	0.819	49	31	0.613	1	0	1.000	164
Penn St.	34	17	0.667	17	5	0.773	13	9	0.591	4	3	0.571	51
Purdue	84	86	0.494	54	29	0.651	27	56	0.325	3	1	0.750	170
Rutgers	6	2	0.750	3	0	0.000	3	0	1.000	0	2	0.000	8
Wisconsin	88	70	0.557	54	23	0.701	30	46	0.395	4	1	0.800	158
Totals	817	717	0.533	499	247	0.669	289	449	0.392	29	21	0.580	1534

Note: Records reflect 62 (45-17) vacated games from 1999-2002 seasons.